

the 17th Annual
Angeles Crest 100-Mile Endurance Run • Sept 28-29, 2002





Mt Baden Powell, from Lightning Ridge

Invitation

The San Gabriel back country retains much of the natural beauty, if not the primitive wilderness of yesteryear, thanks largely to the foresight and capable supervision of the U. S. Forest Service and hundreds of volunteers. Picnic areas and campgrounds have been constructed with a minimum displacement of the natural setting.

The 490 miles of trails throughout the forest are well marked, but time, increasing use and funding cutbacks have taken their toll.

The Angeles Crest 100 Trail Volunteers have joined in efforts to restore and renew trails in the Angeles National Forest. Without the efforts of these volunteers and hundreds others like them, the trails that make this race would cease to exist.

Those desiring to see much of this primitive wilderness in a single day are invited to participate in the Angeles Crest 100 Mile Endurance Run.

We are proud to host the 16th Annual Angeles Crest 100 for the fine men and women who have decided to compete in this year's event. In coordinating an event of this size, problems or unanticipated situations may arise. We ask your indulgence as we work towards improving our race every year.

Thank you for your support,

Ken and Hal

Ken Hamada, Race Director
Hal Winton, Co-Race Director

Sponsors & Donors

Gatorade donated the energy replacement drink.

The Wrightwood Firefighters, provided the spaghetti dinner fund-raiser and helped start the race.

Hal Winton presented the Invocation.

Andy Morehead and the Wrightwood firefighters started the race.

Editor's Notes

The 2002 AC100 Race Book has been revised from last year's book with the runner, pacer and crew in mind. The split charts are revamped, using times drawn from the '01 race. The record times of Jim O'Brien and Evelyn Marshall are reminders of what was accomplished on the old course.

Maps in the book are presented in the text, and as a complete section in the back. The Tom Harrison map series *The Angeles Crest Front Range*, and *The Angeles Crest High Country* are the reference source. They are the best available.

Every AC100 finisher is indexed by time and name. These are updated annually. Many of you will see yourselves in these lists. Some of you remember the years when you didn't finish. But you came back the next year and made it right. This book is dedicated to you.

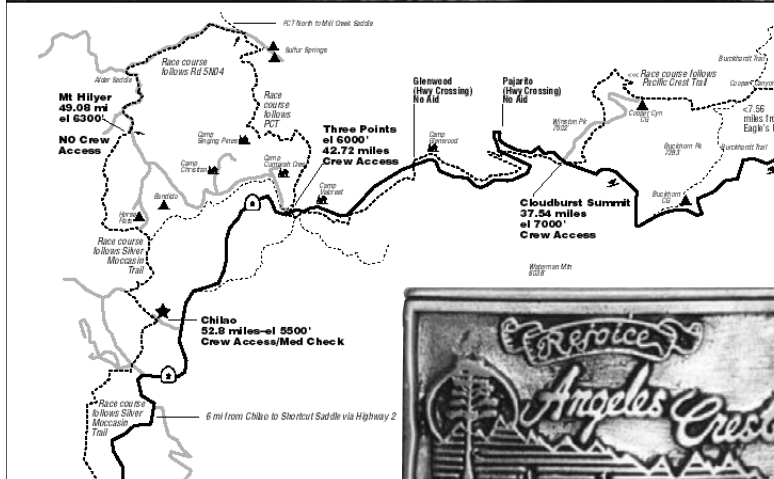
Yrs truly,

Larry Gassan

Larry Gassan
AC100 RaceBook Editor

Contents

- 1. Race Day Schedule 3
- 2. Rules and Procedures 4
- 3. Race Course Description 7
- 4. Driving & Parking on the Course 15
- 5. Awards. 18
- 6. Race Team & Volunteers. 24
- 7. Course Wildlife. 26
- 8a. Finisher Rankings 29
- 8b. Finisher Index 41
- 9. AC100 Volunteers and Trail Building 47
- 10. Course Maps 48
- 11. Lodging and Resource Index 57





Baden-Powell Summit, with Jack Slater.

The Race is remarkably true to the original course laid out by Del Beaudoin in 1986. Minor revisions have been made.

In 1992 the Rose Bowl finish was permanently pre-empted by a Guns-N-Roses concert (remember them?) to its current Johnson Field location.

In '96, a section of Cooper Canyon lost the "death-march" road section, and was replaced by a scenic trail section. A new .85 mile trail section overlooking Sulfur Springs replaced an asphalt grade. And in '99 the AC100 Trail Volunteers built the "Winton Bypass" below Manzanita Ridge on Mt. Wilson, replacing a 16% ridge-run.


Everything else is the same as it was for the first 37 finishers in 1986.

Go for it.



Bill Ramsey heading down to Islip Saddle

1. Race Day Schedule



Off and running, 1993. Fred Shufflebarger (bib #1) sizes up the competition.

Race Weekend Weather

General weather conditions on Race Day have tended towards clear, breezy days in the 70's marked by cool nights in the low 50's. The '01 Race Day had higher than normal temperatures in the high 70's and the nights didn't drop below 65, with Sunday spiking up into the low 90's in Pasadena. Rain and drizzle are not unknown, as seen in 1999 from Shortcut to the finish.

Sunrise/Sunset

Sunrise/sunset—6:45 a.m./6:41 p.m

Moon—NO RISE/Sets at 1:15 p.m

General Temperature Ranges

Wrightwood hi & low: 40/75

Pasadena high & low: 50/85

Weather Websites

www.weather.com/weather/local/USCA0742

www.weather.com/weather/local/USCA0840

Race Weekend Schedule of Events:

Friday in Wrightwood (the day before the race)

9:00AM - 12:00PM

Wrightwood Community Building

- Medical checkup.
- Drop bag collection

2:00PM - 4:30PM

Wrightwood Community Building

- Welcome
- Medical Concerns
- USFS Concerns
- Search & Rescue Concerns
- Trail Briefing/Slide Presentation

5:30PM

Spaghetti dinner (\$7.00 donation)

The Wrightwood Firefighters

Association provides a pre-race spaghetti dinner for both runners and their guests for \$7.00 per person at the door.

The dinner will be served by Wrightwood firefighters and volunteers in the Wrightwood Community Building at 5:30 pm; after the conclusion of the Trail Briefing.

All proceeds benefit the Volunteer Fire Department.

Saturday in Wrightwood:

4:00 am

Runner Check-in at the Wrightwood Community Building

5:00 am

Start of race

Sunday at Johnson's Field:

2:00 pm (sharp) Finish of race

2:30 pm - 5:00 pm

Picnic and Award Ceremony

On Persistence and Determination

"Press On — Nothing in the world can take the place of Persistence. Talent will not; Nothing is more common than unsuccessful men with talent. Genius will not; unrewarded genius is almost a proverb. Education alone will not; The world is full of educated derelicts. Persistence and Determination alone has unlimited potential."

— Calvin Coolidge

2. Rules And Procedures



Tom Nielsen, Cloudburst Summit, 1999

The AC100 Race Rules And Procedures are designed for the safety and well-being of everyone involved in the race; including runners, pacers, crews, volunteers and spectators.

Failure to comply with these rules may result in disqualification of the runner.

1) Runner Responsibilities

The runner is responsible for knowing all the rules.

2) Race Packet Pick-up

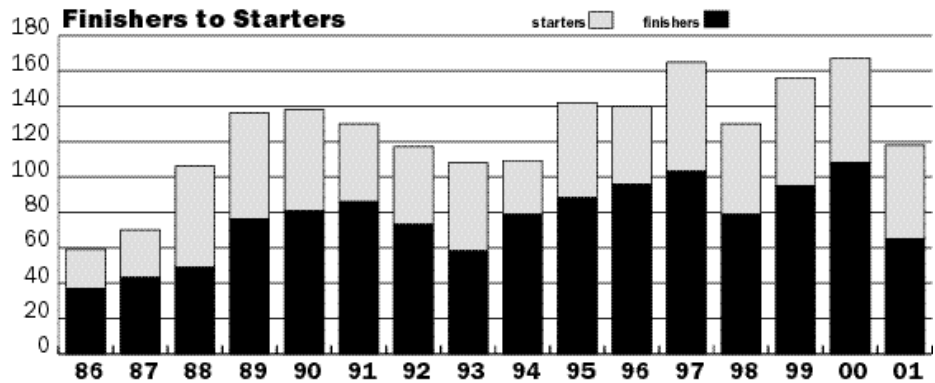
Only runners entered in the Race will be allowed to pick up their race packet. ID (i.e., drivers license) will be required. If you do not plan to run the race and want to have a friend pick up your race packet on Friday, please inform Race Management.

3) No "muling"

Runners must carry all of their own fluids, food, clothing and other supplies needed for use between checkpoints.

4) No unauthorized aid, caches or drops.

No one is allowed to cache, drop, or store supplies on the AC100 course before or during the Run. Runners are not allowed aid between checkpoints. Crews are forbidden to leave aid along the trail during the run.



Profile of Finishers to Starters: 1986-2001

Runners whose crews and friends using the AC100 course and aid stations on race weekend for training runs will be disqualified.

5) No Course-Cutting

Runners must follow the marked course at all times. If the Runner departs from the marked course, the runner must return to the point of departure on foot before continuing. Cutting the course is grounds for immediate disqualification.

6) Checking In/Checking Out

It is the Runner's responsibility to properly check in and check out of each checkpoint. Bib numbers must be clearly visible.

7) Pacers

Runners may be aided by a Pacer starting at the Chilao Checkpoint (mile 52). Only one Pacer will be allowed to accompany each Runner between each checkpoint.

Runners 60 and over will be allowed a pacer from the start in Wrightwood.

Aid will be available for both the Runner and the Pacer. Both runner and pacer must receive their aid at the designated checkpoints. However, if a shortage occurs, Runners have priority.

7a) If you want to pace

If you or your friends are available to pace a runner, please let the Chilao (52 miles), Short Cut (59.3 miles), or Chantry Flats (75 miles) Checkpoint Coordinator know. They will keep a list of available Pacers. Out-of-state Runners who have come the greatest distance have priority.

8) Cutoff times

Cutoff times will be enforced at each Checkpoint by the Checkpoint Leaders. Their decisions are final, no exceptions. Cutoffs are listed at the back of this brochure. **If you are not clear about cut-offs, ASK!**

9) Highway Crossings

The main concern is safe movement of pedestrian and vehicle traffic. Vehicles have right of way at all times.

There will be a Run Official (flagman) at each highway-crossing checkpoint. The Runner is a pedestrian and must obey all Run Official directions; and all laws pertaining to highway pedestrian crossings.

10) If you decide to drop

If any Runner is unable to complete the Run, the Runner must notify a run official. The medical wristband (provided at the pre-race medical check in Wrightwood) must be surrendered. Upon surrendering the medical wristband, the runner is officially out of the race.


If Run Officials do not get the runner's medical wristband and the runner does not show up at the next checkpoint within a reasonable time, Run Officials will assume that the runner is lost and notify Search and Rescue. Leaving the race without informing a Run Official is grounds for disqualification.

11) If you get lost

If you get lost or injured, do not attempt to find your way cross country. **STAY ON THE TRAIL AND WAIT.** Wandering aimlessly, especially at night, will reduce your chances of being found.

12) Do Not Litter

Either carry your trash or leave it at checkpoints.



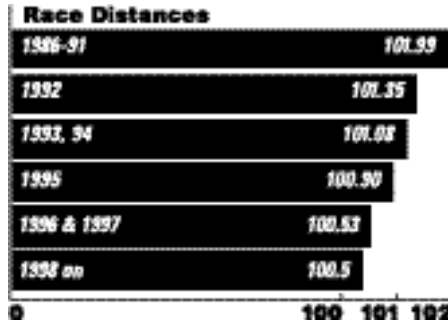
Winning times: 1986-2001

Support Crews and other issues

Support crews are not essential. There is adequate aid station support along the course with water, electrolyte replacement fluids, food and medical aid. In addition, drop bags are allowed at all major checkpoints (see Checkpoint Table, Inside Back Cover).

If you do have a crew, please note:

- Many checkpoints are close to the Angeles Crest Highway (Hwy 2). Whether on foot or in vehicles, crews must not impede highway traffic.
- Crews should carpool when possible to prevent traffic problems.
- Crews must comply with Run Officials directing traffic. Those who don't could get their runner disqualified.
- Only support crew vehicles are allowed in congested parking areas.
- Crews are NOT allowed at checkpoints marked "NO" in the crew column of the AC100 Checkpoint Table.
- No dogs allowed at any checkpoints or on the course.



Distances over the history of the race.

Checkpoints Closed to Crews

Mt. Hillyer will be closed to support crews. Absolutely no support vehicles allowed on the road to Hillyer!

Chantry Flats is the last crew access point over the final 25 miles of the course **Newcomb's Saddle, Idlehour Trail, Sam Merrill Trail, and Millard Campground** are closed to crew access. Use drop bags for flashlights, batteries and warm clothing.

Drop Bags

We urge runners to take advantage of this service. Besides ensuring you get what you need when you need it, using drop bags instead of crews helps minimize highway traffic.

Drop bags will be collected on Friday morning in front of the Wrightwood Community Building. Indicate your name, run number, and checkpoint on each Drop Bag. Be sure that all bags are securely tied and labeled.

Mt. Hillyer Trail, Newcomb's Pass, Idlehour Trail, Sam Merrill Trail, and Millard Campground Checkpoints are closed to crews but do have drop bag service. Newcomb's Pass, Idlehour and Sam Merrill get cool at night. Warm clothing may be needed for these sections.

All drop bags will be returned to the Finish area. Don't bring your favorite t-shirt or expensive clothing. Drop bags can get lost.

No Shuttle Service

There is no shuttle service to bring runners back to Wrightwood. Runners are responsible for making their own arrangements.

Trail Marking

Trails are marked with yellow surveyor ribbon and biodegradable powder. Night sections are marked by fluorescent

surveyor ribbon and glow-sticks. Biodegradable powder will be used to mark the trail near campgrounds, since campers have been known to remove ribbons and glowsticks. Checkpoint Coordinators know about problem areas and will re-mark the trail as necessary.

EMTs and the Volunteer Medical Team

The race is staffed by an all-volunteer medical team, led by the Medical Director H. E. West.

HAM Radio Communication

"HAM" radio operators will be tracking runners' progress at each checkpoint. Arrival, departure, and drop information will be distributed among checkpoints and to a database at the finish area using integrated radio communications and computers. This system not only makes it possible to locate runners' positions throughout the race, it also facilitates emergency response.

Medical Concerns:

Dehydration


Dehydration is the most common medical problem for endurance runners. To monitor dehydration, runners will be weighed at major medical checkpoints. Weights will be compared to the baseline weight on the runner's medical band.

Weight Loss

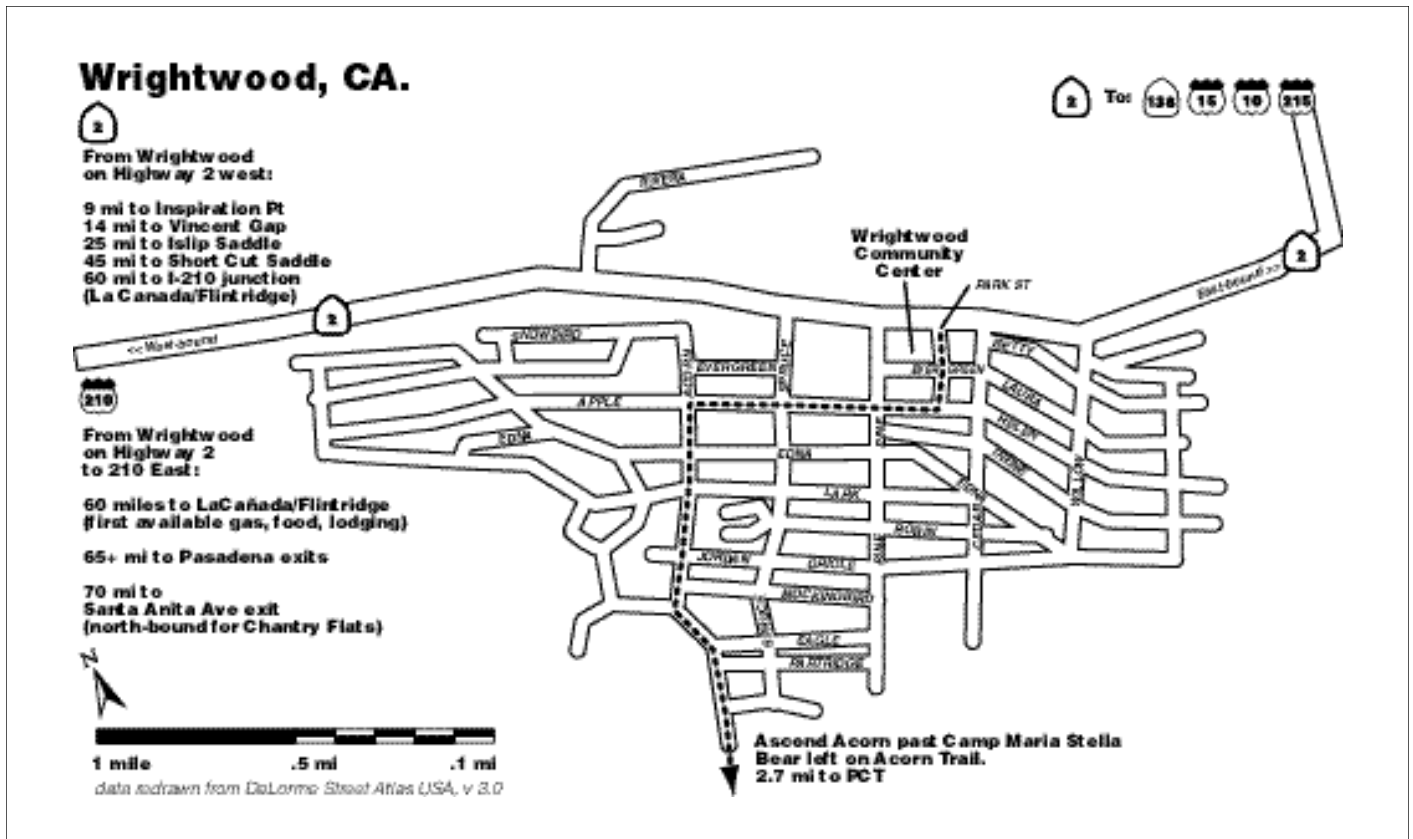
- If the weight is 3% below baseline, the runner will be asked to drink more.
- If the weight is more than 5% below baseline, increased fluid intake will be strongly advised. The runner will be re-weighed before leaving the checkpoint. It is the runner's decision to continue the race as long as they are within the cutoff.

Hypothermia

Hypothermia could be a problem near Mt. Baden-Powell. Wear adequate clothing for the climb. Checkpoints before and after Mt. Baden-Powell (Vincent Gap and Islip Saddle) have crew access and drop bag service. Leave excess clothing with your crew, or in your drop bag that will be returned to the Finish Area.



Jim O'Brien on his way to a course record of 17:35:48 in 1989. Photo by Stan Wagon



Wrightwood Detail Map

Trail Descriptions

The following trail descriptions are designed to acquaint the racer and their crew with the AC100 Race Course. Certain areas that are accessible on training runs will not be available to crews on Race Day. Please make note of this.

Map Sources

The maps used in this book are simplified schematics from The Harrison Maps; *Angeles Crest: The High Country* and *Angeles Crest: The Front Range*.

Street and arterial maps are drawn from the *Thomas Guide/LA County*, which are indispensable for navigation in the Los Angeles Basin.

Harrison Maps are available at local outdoor outfitters, and direct. The Thomas Guides are widely available in bookstores and supermarkets.

Wrightwood

The mountain resort community of Wrightwood serves as the starting line and home base for pre-race activities for the Angeles Crest 100. Located in picturesque Swartout Canyon at 6,000 ft. on the north

slope of the rugged San Gabriel Mountains, Wrightwood contains many interesting shops and excellent restaurants. The town has also always been a friendly rest stop for weary Pacific Crest Trail hikers.

The Pacific Crest Trail (PCT) is a National Scenic Trail extending 2,568 miles from Mexico to Canada. The Angeles Forest segment of the PCT extends 170 miles northwest from Wright Mountain above Wrightwood to a point south of Highway 58.

The Acorn Trail to the Pacific Crest Trail

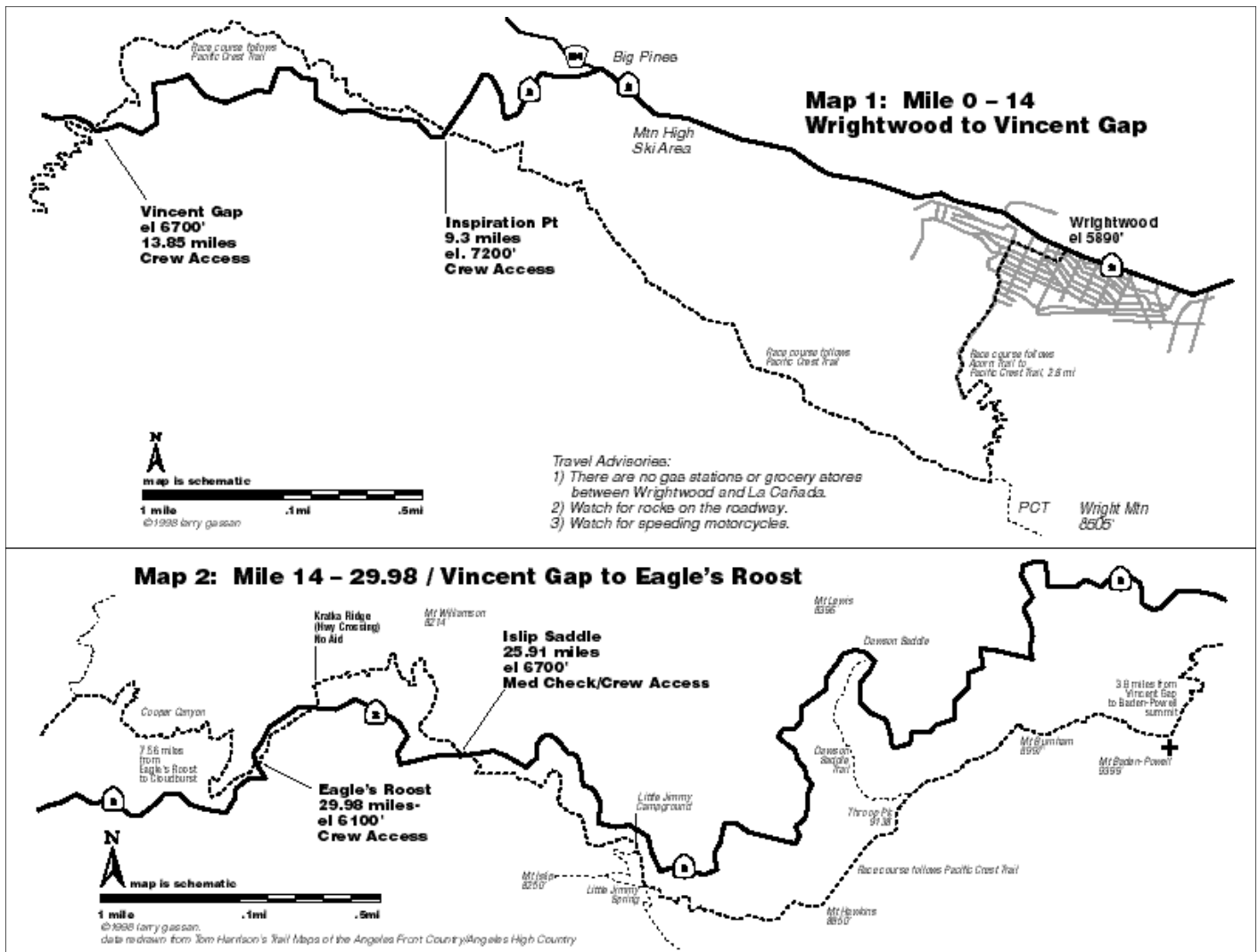
The AC100 Trail leaves Wrightwood via Acorn Street, ascending a steep grade, past the MariaStella camp to the left. At road's end, the Acorn Trail is a left turn, where it begins its switchback ascent 2.8 miles up to the Pacific Crest Trail.

At the PCT junction, the Race-course turns right on the PCT. From here the runner is treated to a panorama of Mt Baldy (10,760') on the left to Mt Baden-Powell (9,400') to the right. The trail stays main-

ly on the Blue Ridge, skirting the Mountain High Ski Areas, until it descends to the notch at Lightning Ridge's Inspiration Point. The first aid-station of the race is set up in the large parking lot.

The runner leaves the parking lot on the PCT trail, and soon passes the Grassy Hollow NFS Visitor Center. Water can usually be found there. Keeping to the trails marked with the white steel posts and the PCT badge, Vincent Gap is 4.5 miles west after Lightning Ridge. Vincent Gap is a PCT Trail head, with a large parking lot and adjacent toilet.

A special feature of the AC100 segment of the PCT is the trail that climbs from Vincent Gap (mile 13) to Mt. Baden-Powell (9,399 feet), the second-highest peak in the San Gabriel Mountains. The trail up Mt. Baden-Powell climbs 2,800 feet in 3.6 miles over 41 switchbacks to a saddle 100 feet below the peak.



Upper map: Wrightwood to Vincent Gap. Lower map: Vincent Gap to Eagle's Roost

Here, just one half mile from the summit at 9,000 feet, the first scattering of the ancient Limber Pines can be found. Up to 2,000 years old, these trees were identified in 1962 by Angeles National Forest Supervisor Sim Jarvi. Only the great Sequoias and the Bristlecone pines are known to be older.

From the summit of Mt. Baden-Powell, the bottom of the East Fork of the San Gabriel River may be seen more than a mile below. Across this rugged chasm looms the massive peak of Mt. San Antonio (Old Baldy 10,064 feet), the highest peak in the San Gabriels. On a clear day, the San Gabriel Valley and other distant mountains are visible, as well as a great expanse of the Mojave Desert to the North.

From the saddle at the metal signpost near Mt. Baden Powell, the PCT section of the AC100 course then descends to Mt. Burnham (8,997 feet), Throop Peak (8,789 feet), and Mt. Hawkins (8,850 feet) through

Windy Gap and passes Little Jimmy Spring. This perennial spring is not to be missed. Then past Little Jimmy Campground to Islip Saddle (6,640 feet, mile 26), at the base of Mt. Williamson. There is a toilet at Islip Saddle.

Mile 26: Islip Saddle

The course then heads up the trail toward Mt. Williamson (8,214 feet) to a saddle that is within 300 feet of the peak. From the saddle, you can get a nice view of Eagle's Roost and Twin Peak. The trail then heads down Williamson to Eagle's Roost and Cooper Canyon passing by Cooper Campground. Within the Canyon the AC100 course runs along the Little Rock Creek stream bed, finally leaving Cooper Canyon on a dirt road that connects with a 1.1 mile section of the PCT to Cloudburst Summit (7,018 feet, mile 35).

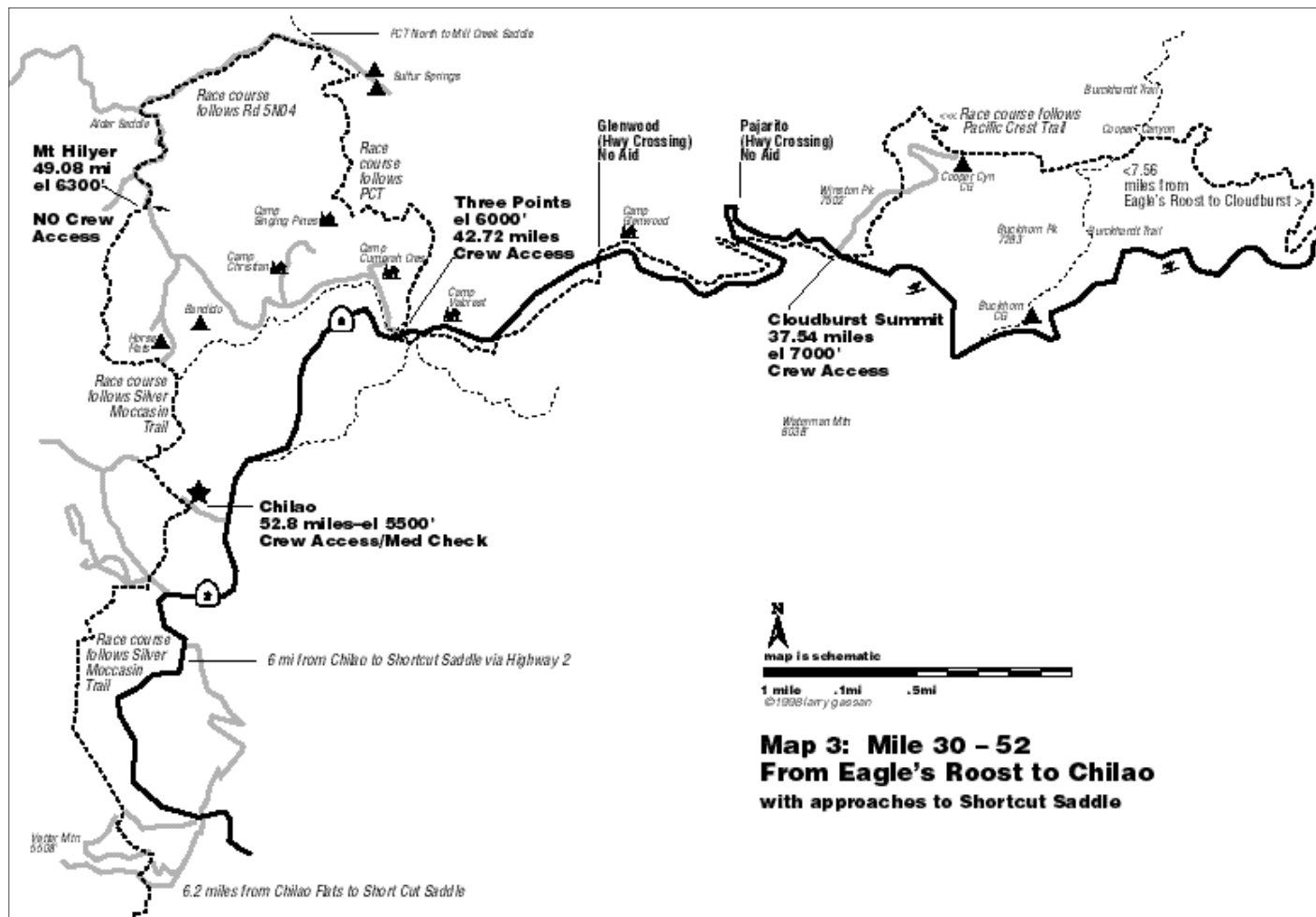
From Cloudburst Summit the course fol-

lows a gentle downhill grade and runs parallel to the Angeles Crest Highway by several springs and past Camp Glenwood (mile 41.25) until Three Points (mile 42.72). From Three Points, the AC100 course leads to a cut-off trail just before Sulfur Springs Campground. Turning leftwards over the ridge, trail contours around the ridge, dropping down to cross the drainage.

The Race-course turns left on the black-top road (5N04) northbound. Follow the road as it winds gently up to Alder Saddle, the intersection of road 3N17. Continue climbing leftwards up the exposed black-top on Road 3N17.

49.08: Mt Hillyer

The Mt Hillyer Aid-Station is located at the top of the climb. Bear right between a set of sawed-off telephone poles set into the ground. The trail travels through trees and shrub over dirt and then open sandy terrain.



Cooper Canyon to Chilao, with approach to Shortcut Saddle

The unsigned Mt Hilyer trail ascends a slight grade, then makes a switchback up and over the knoll-like summit. The trail contours through and then descends through large sandstone boulder formations.

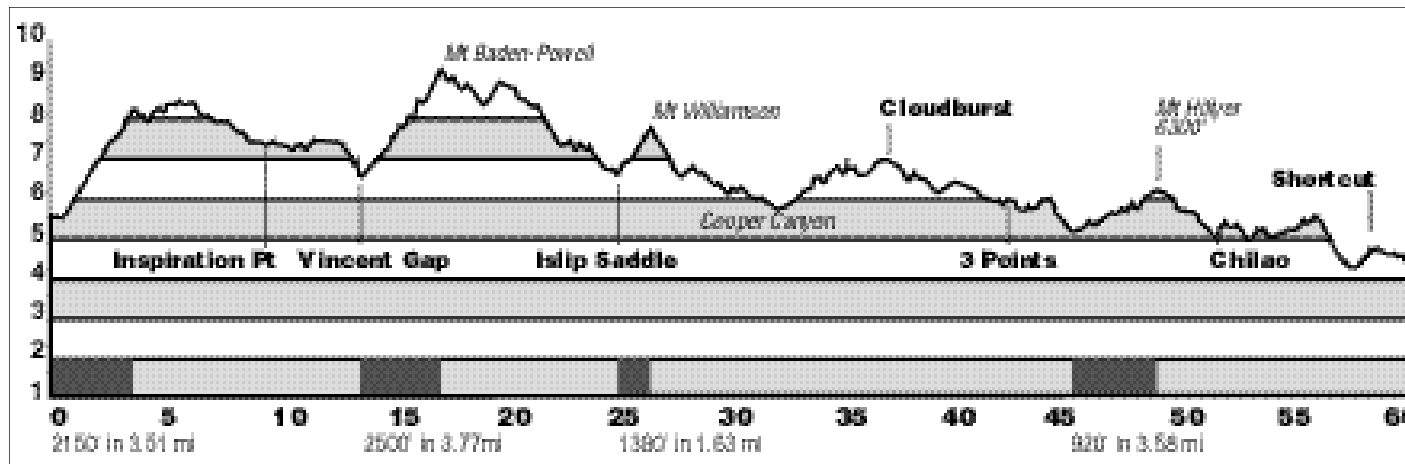
This portion of the Race-Course is well marked on race day, but can be tricky for the newcomer on training runs. The trail winds and then descends through large sandstone boulder formations to the Horse Flats Campground on the left side of

a ridge. The Silver Moccasin Trail is rejoined at the Horse Flats Campgrounds. From there it is about 1.5 miles to the Chilao Visitor Center area. Turn left when the trail intersects with the single-lane black-top road. Continue .5 mile past the large, tall conifer in the middle of the road. The Chilao Checkpoint will be located at the first "T" intersection to your right. Water is usually available via tap at the picnic area. Turn right, staying on the

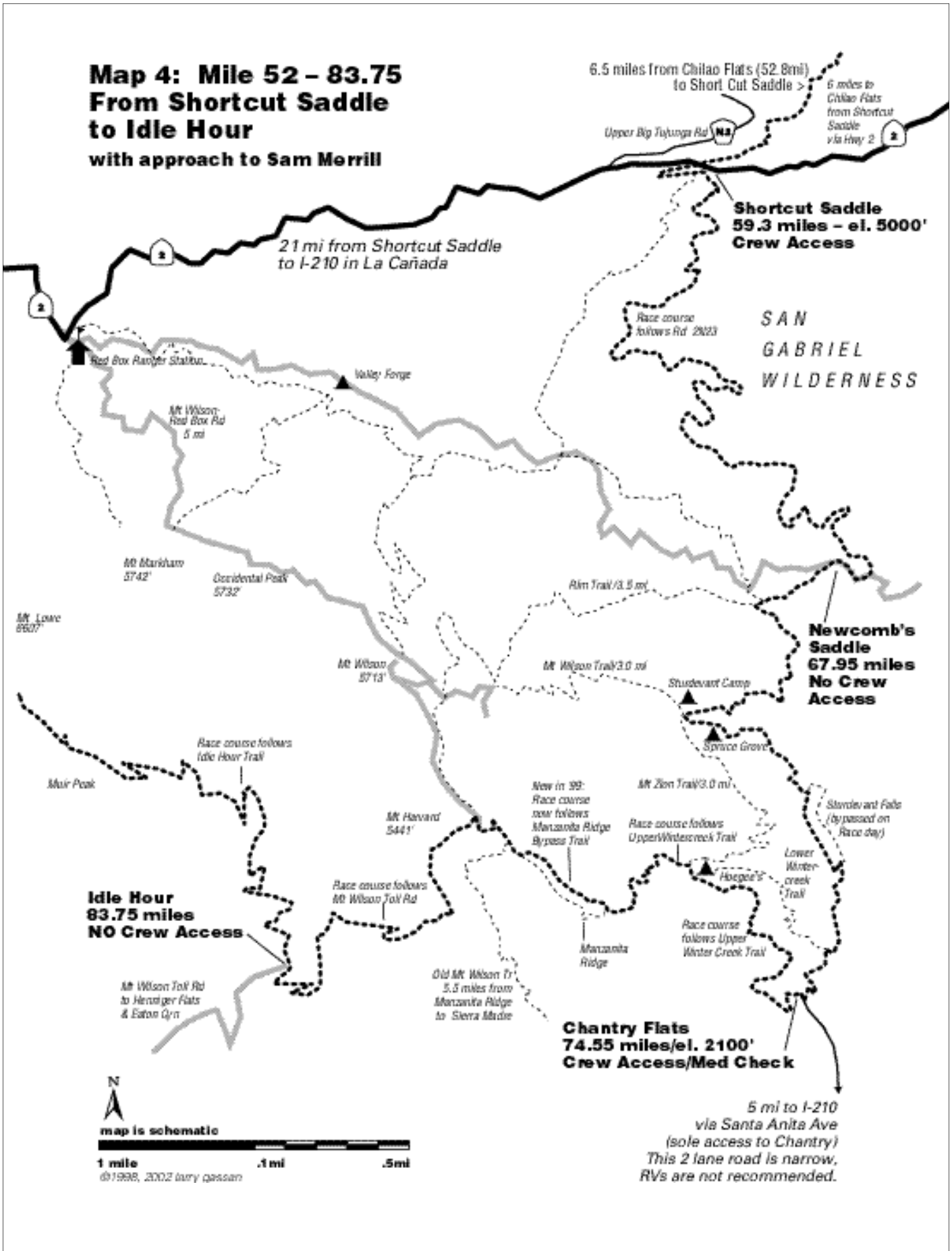
blacktop, and pick up the trail to the right of the rest rooms.

52.8: Chilao Visitor Center

The Chilao Visitor Center is located within the Charlton-Chilao Recreation Area of the Angeles National Forest on the Angeles Crest Highway. It is also adjacent (1/8 mile) to Chilao Checkpoint (mile 52) at the Chilao Picnic Area. The Center offers an introduction to the forest through a variety of exhibits, trails and activities.



Elevation profile detail: Mile 0 thru 58



Chitao to Chantry, with approaches to Idle Hour and Sam Merrill

Chilao to Shortcut Saddle

The Race-course continues up over a ridge towards the Chilao Campground on the Silver Moccasin Trail. Crossing the blacktop, it skirts the campgrounds to the right.

Continue down about 1/2 mile where the trail connects to a dirt road. Bear left. This dirt road is a rolling climb up to the Charlton Flats blacktop access road. Bear left. You will pass through an open wooded area, with a vintage wooden building on the left. At a picnic clearing right after a USFS pipe-gate, the trail is visible but not obvious off to the right.

Contour up the slope. At the Vetter Mtn/Silver Moccasin trail junction, bear left. The Silver Moccasin trail contours along a wooded slope with picnic tables scattered under the trees. You will pass a non-functioning faucet.

Following the NFS trail-markings, you will be contouring across a blacktop road up to the ridge. From here you can see Shortcut Saddle and Mt Wilson in the distance. Follow the trail down the SW facing slope, across the dry creek bed and up the other side. This part of the trail is obvious and there are no turnoffs. You will switchback up through manzanita and live oak. Poison oak makes its first appearance on this slope, take care. Shortcut Saddle is about a mile up from the bottom.

59.3 to 67.95

Shortcut to Newcomb's Saddle.

The Shortcut Checkpoint will be set up in the road-side pull-out area. The trail resumes on the other side of Highway 2. Follow the NFS trail-wands for a short distance, then bear left on the dirt road 2N23. Follow this road down into West

Fork. Cross the "concrete bridge", and start the long climb up to Newcomb's Saddle. It is a long 2.5 miles to the top. At the pipe-gate, turn right on Road 2N24. Run for .4 miles, bear left at the next "Y". The aid-station is on the south-facing side of the ridge, and you won't see it until you are right on top of it.

About 100' past the Checkpoint, the trail to Newcomb's Pass is on your left. The Pass is .7 miles further. At the Junction, turn left towards Spruce Grove Campground and the Sturtevant Church Camp in Santa Anita Canyon.

From Newcomb's To Chantry Flats via Big Santa Anita Cyn.

The AC100 runner enters Big Santa Anita Canyon at Newcomb's Saddle, the 68 mile point on the course. Sturtevant Camp, one of the more popular San Gabriel Mountain resorts during the Great Hiking Era (1895-1938), is 2.5 miles from Newcomb's Saddle. During training runs, water is available from a faucet at the camp, about 100 feet off the course. Three trails cross near the camp: the Gabrielino National Recreation Trail (the AC100 course), the Sturtevant Trail to Mt. Wilson, and the Mt. Zion Trail.

One of the big attractions of the Canyon are the 75' high Sturtevant Falls, a two mile hike from Chantry Flats. Although the falls are bypassed during the Run for safety reasons, the runner will be able to hear them.

Emerging from the Canyon the AC runner passes by the Lower Winter Creek trail head, crosses the steel-beamed bridge, then heads .75 mile up the paved road to Chantry Flat (mile 75). Chantry Flat is a popular entry point for San

Gabriel Mountain hikers and trail runners. As you cross the bridge looking to your right, you will see a check dam constructed of giant cement "Lincoln logs" built by the Los Angeles County Flood Control District and the Forest Service in the early 1960s. To your left you will see stands of oak, alder, willow and bay.

74.55: Leaving Chantry Flats via the Winter Creek Trail

After leaving Chantry Flats, the AC100 runner travels uphill .5 mile on a paved road until it meets the Upper Winter Creek Trail head. The Upper Winter Creek Trail rolls uphill for 3 miles to the signed 3-way Hoegee's Junction.

The AC100 course bears left up the Winter Creek Trail towards Manzanita Ridge and the Mt. Wilson Trail for 2 miles. The trail to the right leaves the Race-course and heads down towards Hoegee's Camp.

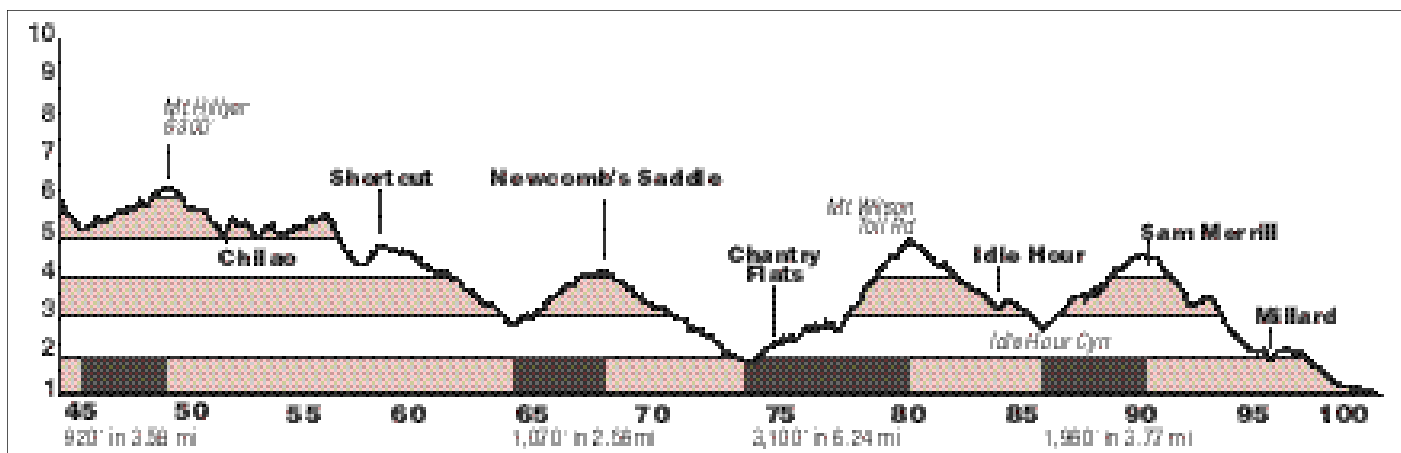
Manzanita Ridge Bypass Trail to Mt Wilson (79 miles)

The AC100 course bears right on the signed Manzanita Ridge bypass trail for .85 miles until it reaches the original Manzanita Ridge/Sierra Madre Trail Jct. The Mt. Wilson Toll Road is another .5 miles beyond.

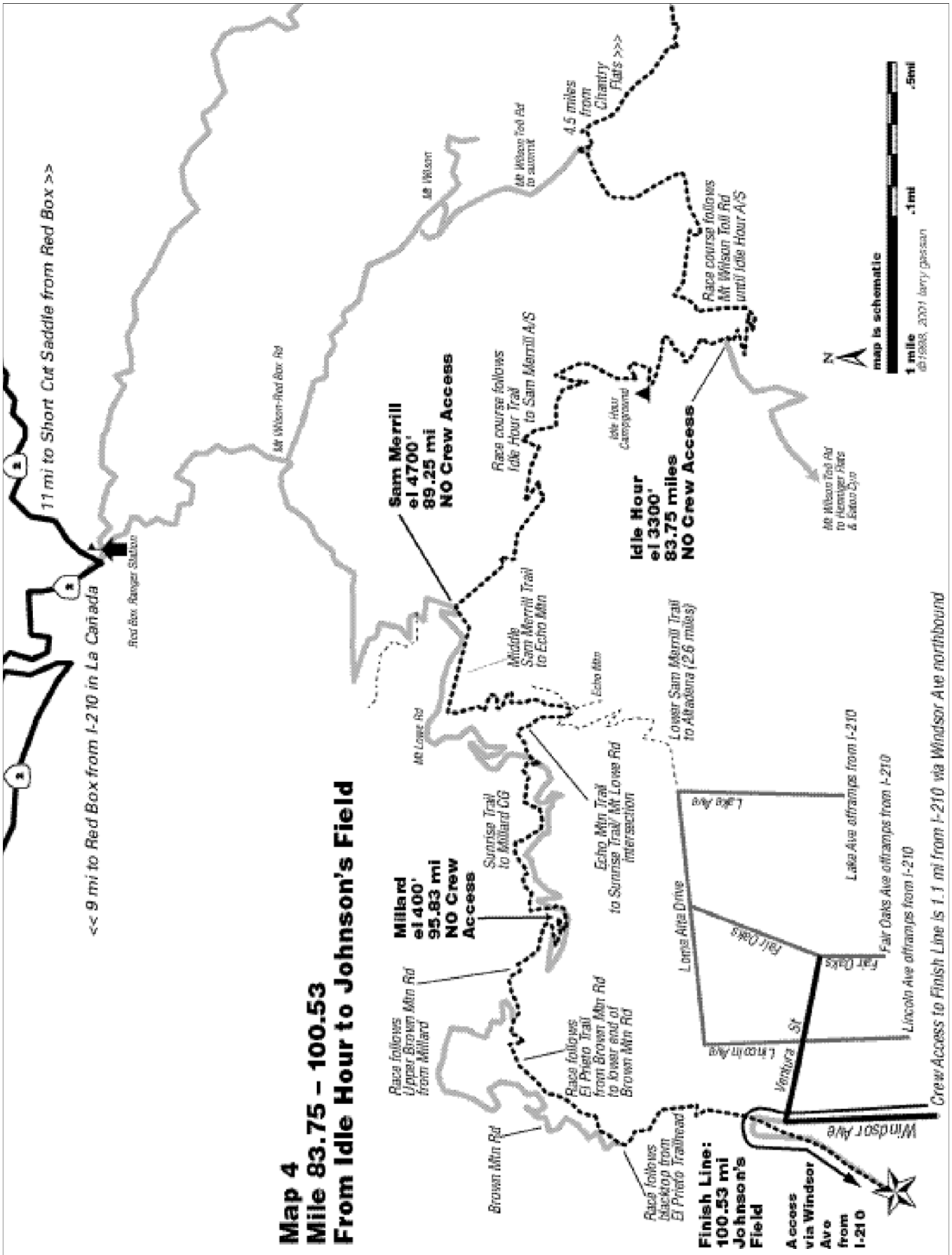
Mt Wilson Toll Road to Idle Hour: (83.5 miles)

The Manzanita Ridge trail section ends at the Mt Wilson Toll Road. Turn left. The Toll Road contours down on the "city" side of Mt Wilson for about 1.5 miles, when it begins its descent on the opposite side of the ridge into Idle Hour Canyon.

The Idle Hour Checkpoint is located at a switchback where the Idle Hour Trail branches right from the Toll Road, across



Elevation profile detail: Mile 45 thru 100



83.75 - 100: Idle Hour to the Finish

a new wooden bridge built by AC100 Volunteers in 2001. The trail contours to your right up the slope.

Within a half-mile it summits a small saddle and begins to descend on the Idle Hour Canyon Trail. The runner will pass through the Campground and then cross two small creek drainages. The trail then parallels the drainage for a short time before beginning its long rolling climb up and over several ridges and drainages to the Sam Merrill Checkpoint.

89.25: Sam Merrill Checkpoint

The Sam Merrill Checkpoint is located at the junction of the Mt Lowe Road, Idle-Hour Trail, Inspiration Point Road and the Middle Sam Merrill Trail.

The Middle Sam Merrill Trail bears left from the Idle-Hour Trail. It contours through manzanita, live oaks in decomposing granite formations. Shortly, Pasadena and the San Gabriel Valley vistas are visible again.

The trail descends in switchbacks through exposed red sandstone to the remains of the White City and Mt Lowe Railway. The Middle Sam Merrill trail ends in a 3-way junction with the abandoned Mt Lowe Railway bed (AC100 Race-course) and the Lower Sam Merrill Trail. Turn right, bearing right! (The Lower Sam Merrill Trail drops straight to Lake St. in Altadena!)

The Mt. Lowe Railway Bed (Echo Mtn) to Sunset Trail Head

Runners follow the old railroad bed at a gentle uphill 5% grade along the Echo Mountain Trail from Echo Mountain to the Sunset Trail head (mile 91) for .8 miles.

Sunset Trail Head to Millard

The Sunset Trailhead is less than 100 yards downhill from The Echo Mtn Trail/Mt Lowe Rd junction. The 2.5 mile trail contours and joins the paved Mt Lowe Road to just above Millard Campground. Continue rightward on the blacktop for about 1/8 mile. Pick up the Millard Trail on your right for the next 1/2 mile down into the Millard Campground. At the bottom turn right and proceed up a shallow grade through the campground and to the Checkpoint.

95.5 – 100: Millard to the Finish

The runner leaves Millard Campground, crossing the shallow stream and continuing leftward on the main dirt road (Brown Mtn Rd.). This will be your last significant climb of the race. Continue on the road for a little over a mile, where you will pick up the El Prieto Trail on your left.

The El Prieto Trail descends through a cactus grove and then into the trees in the El Prieto drainage. It follows a rolling downhill course up and around concrete debris dams. It will cross the creek bottom several times. At its finish the trail meets Lower Brown Mountain Rd.

Proceed down the road for 150 yds, then turn left on the blacktop. From here you will stay on the pavement, crossing several bridges in the process.

About a mile from the finish, there is the last trail section on the right. Its a short, rocky stretch down to the JPL parking lot. Proceed between the two fenced parking lots, turning left at the access road. You are now in the drainage basin with the JPL labs on your distant right,

and the low bluffs on your left. There is a long asphalt grade to your far left, bear right. The grade is the descent from Windsor Ave, which will be open on Race Day. It is closed most of the time.

Stay on the blacktop and Johnson's Field is less than 1/2 mile away.

The Finish: Devil's Gate Dam and Johnson's Field

RVs Not Recommended:

Johnson Field has limited maneuverability and parking. Accessible only by a 1-1/2 lane gravel road, there is little room to turn around. A better place to park large RVs is in the Windsor Ave. parking lot at the top of the grade.

Finish Line Facilities

Johnson's Field is the finish area for the Race. Once the race begins, HAM radio, EMTs, Search & Rescue will be based here. Johnson's Field has running water, electricity, clean bathrooms, and a very peaceful and shady grass field with picnic tables. You can pitch a tent on the grass and take a short nap without the expense of motels. Hot field-showers will be available race day. Hot foods and cold drinks will be available day and night for runners, crew and volunteers at the finish line.

Dedicated effort by Pasadena Water and Power volunteers have maintained the field as part of their recreational facility. Completed in 1920 as part of a network of flood control dams, the Devil's Gate Dam was designed to impede the flow of water during the rainy season and add to the ground-water level by allowing trapped water to seep into the soil.

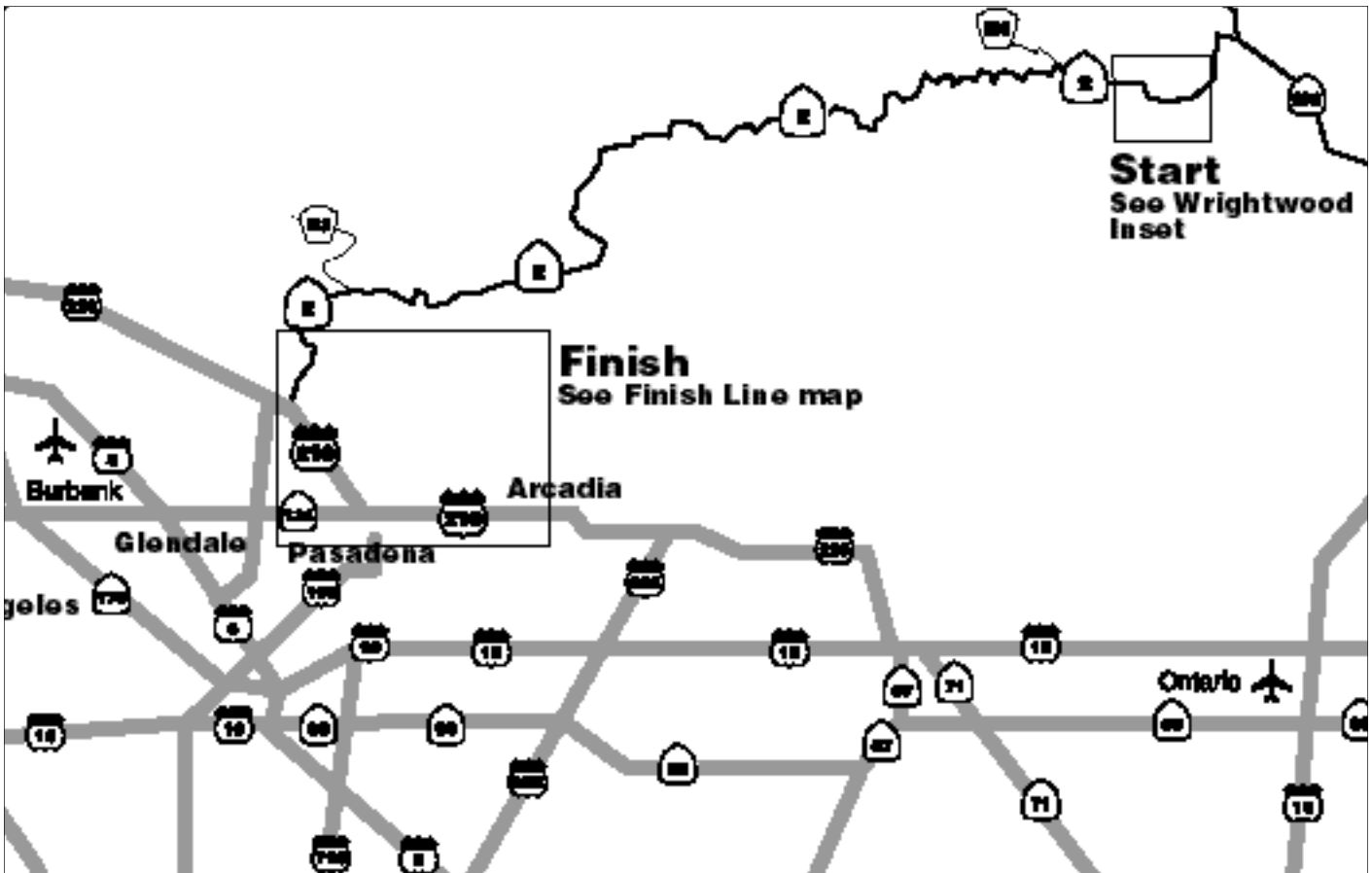
Mt Wilson memories... The Mt. Wilson Trail in Little Santa Anita Canyon is the oldest trail in the San Gabriel Mountains. During the Great Hiking Era, thousands of Southern Californians rode the Pacific Electric red cars to Sierra Madre, disembarked and hiked up this path to the popular trail resort at Orchard Camp.

☼ *Prof. Thaddeus Lowe, Civil War balloonist, man of fame and fortune, was the quintessential California dreamer. His dream was to build a railway and resort complex high above Pasadena in the San Gabriel Mountains. In the 1890s, his dream became a reality. During the height of its popularity, millions took Lowe's "Railroad to the Clouds" to fine hotels and spectacular views of Southern California.*

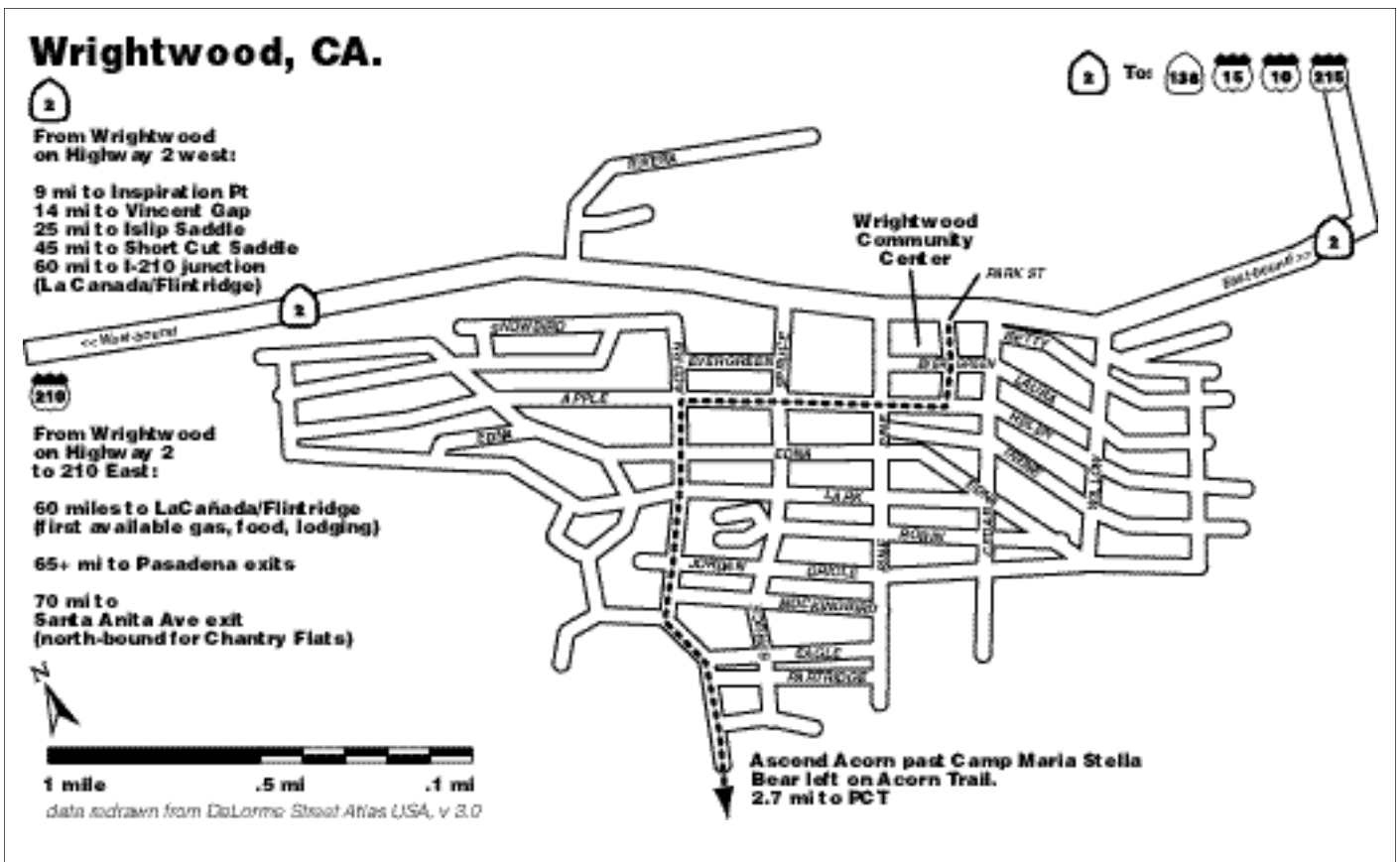
☼ *Atop Echo Mountain was the White City with a hotel, observatory and a then the world's largest searchlight purchased from the 1893 Chicago World's Fair. From Echo Mountain tourists could board a trol-*

ley and ride another few miles to Mount Lowe Tavern at the end of the line. If you are running this section in the daylight, you will be able to see the old railroad ties and some of the concrete structures along the Echo Mountain Trail. One hundred feet to your left at the Castle Canyon Trail Junction on the Echo Mountain Trail, you will be able to see the large iron bull wheel that pulled the cars up the steep incline from Rubio Canyon. A fire swept through Echo Mountain in the early 1900's leveling all of the White City except the observatory. The foundation of Echo Mountain House and the original chalet are all that remains. The Mount Lowe Tavern burned in 1936. The railway was finally decommissioned in 1937.

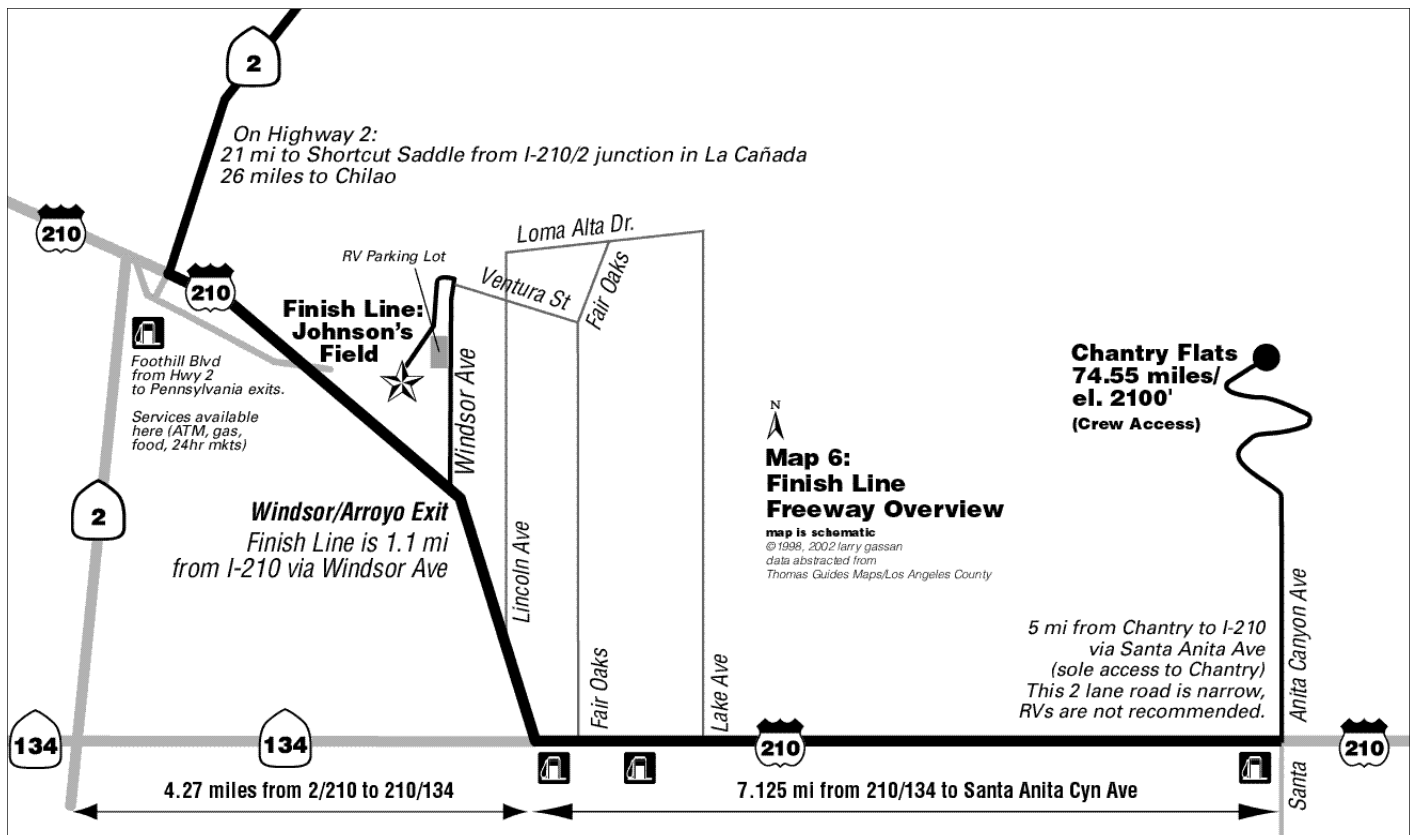
☼ *All that remains of the fabled Mt Lowe tavern is a peaceful spot under old oaks and a big cone spruce next to a picnic table at the Mt Lowe Campground, just below the Mt Lowe-Idle Hour Junction.*



Enlargement of Area overview, see page 56.



Wrightwood, CA. Detail Map



Shortcut/Finish Line/Chantry Flat transitions

Gas Up Before You Go!

There are no gas stations or groceries between Wrightwood and La Cañada. Newcomb's Ranch serves the only hot meals on this part of Highway 2, and is located between the Three Points and Chilao Checkpoints.

RVs and Mountain Roads

Persons or crew driving RVs are strongly advised not to drive them up to Chantry Flats (75mi). Parking is at a premium, and the access road is steep and narrow. An alternative would be to park the RV near the finish, and use a smaller vehicle to shuttle from there.

Mile 0 through 56

The first portion of the Race is very straightforward. Every crew-accessible Checkpoint is located either on Highway 2 or very near to it (Chilao). The Mt Hillyer Checkpoint is not accessible.

The main concerns in the first part are watching for falling rocks and suddenly-appearing racing motorcycles. They're not legal, but ever-present in good weather.

Short Cut Saddle to Chantry: Highway 2 to I-210

Proceed west on Highway 2, following the signs to La Cañada/Flintridge. Highway 2 intersects at the 210. If you need gas, groceries, or a meal this is a very good time to refuel.

Get on the 210 Fwy eastbound (towards San Bernardino). You will be driving in south-easterly direction. You will pass the Windsor/Arroyo and Lincoln exits. Follow the signs for the 210 through the 210/134 interchange. Do not exit at 134.

You are now driving east through Pasadena. You will pass several exits, including Lake, Hill, and Altadena. You will start seeing signs for Santa Anita Ave. This is the exit for Chantry Flats.

Exit the 210 at Santa Anita Ave. Turn left, under the freeway. You are now driving north. After several lights, you will pass out of strip malls and commercial zoning into residential neighborhoods. You will start to climb up the hill. It becomes a narrow, winding 2-lane black-top road, with no streetlights. Five miles later, it dead-ends at Chantry Flats.

To The Finish Line From Short-Cut Saddle

Exit the 210 Freeway at the Arroyo/Windsor exit. Drive north on Windsor about 1 mile, past the Jack-In-The-Box on Woodbury.

Windsor makes a sharp bend to the right, turning into Ventura. Do not turn right. Turn left, driving down the hill through the large yellow pipe-gate. At the bottom of the hill, turn left and continue on the 2-lane black-top until it dead ends. This is Johnson's Field.

To The Finish Line From Chantry

Drive down from Chantry on Santa Anita Cyn Rd. You'll drive down the winding road you climbed up. At about 5 miles, you will see signs for the 210 Fwy. Get on the west-bound lane going back to Pasadena. Follow the 210 towards San Fernando. Exit to the right at the Arroyo/Windsor exit, approximately 2.5 miles N of the 210/134 interchange. You will see the Jack-in-The-Box.

Turn right at the top of the ramp. Drive north 1 mile to the yellow pipe gate described earlier.

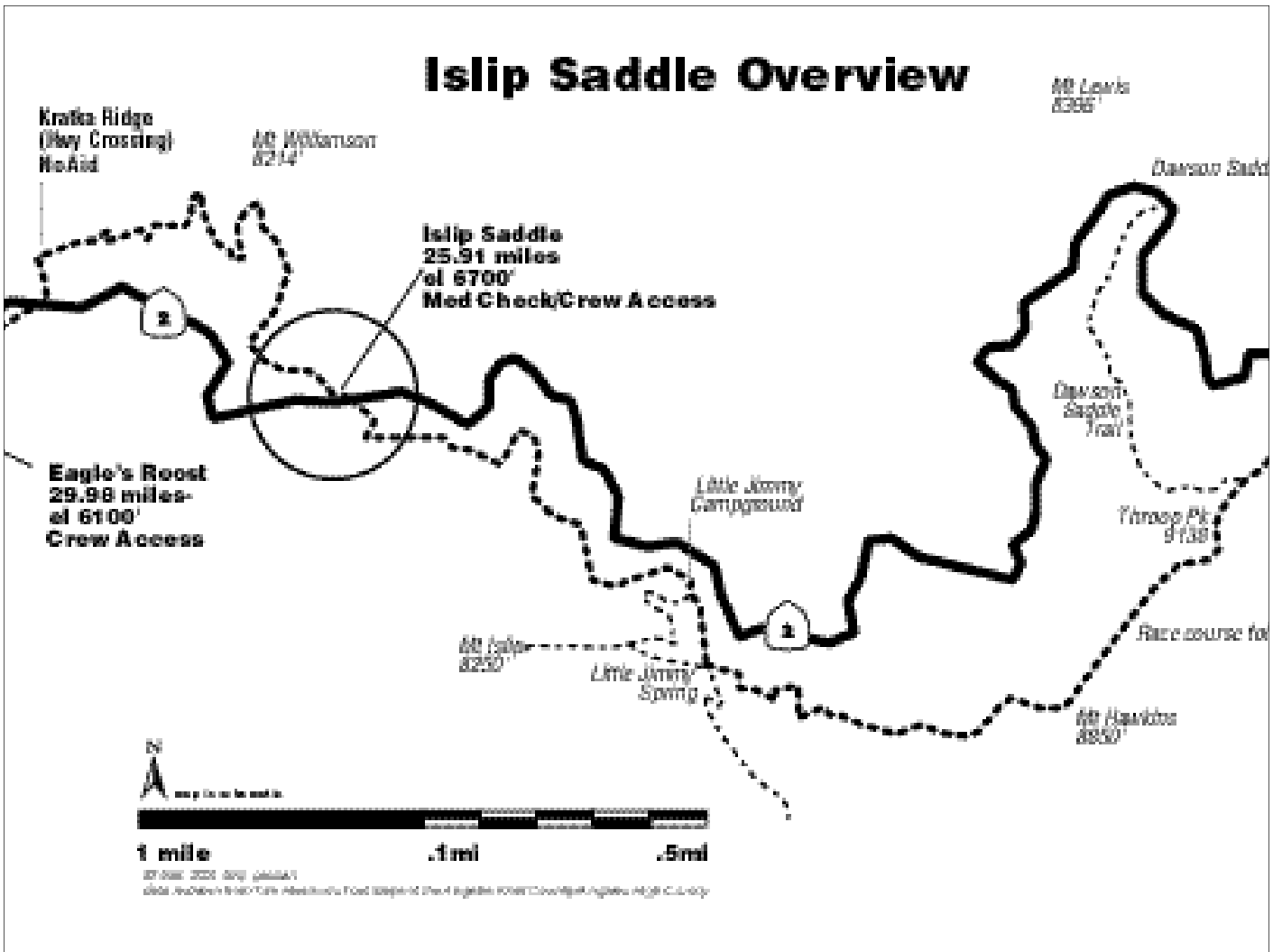
Parking At Islip Saddle

Parking vehicles on narrow shoulders with vehicles on or over fog lines is against traffic laws and presents a safety hazard. Our agreement with the CHP is that we not interfere with traffic in any way. The possibility of traffic accidents due to improper parking along Highway 2 must be avoided.

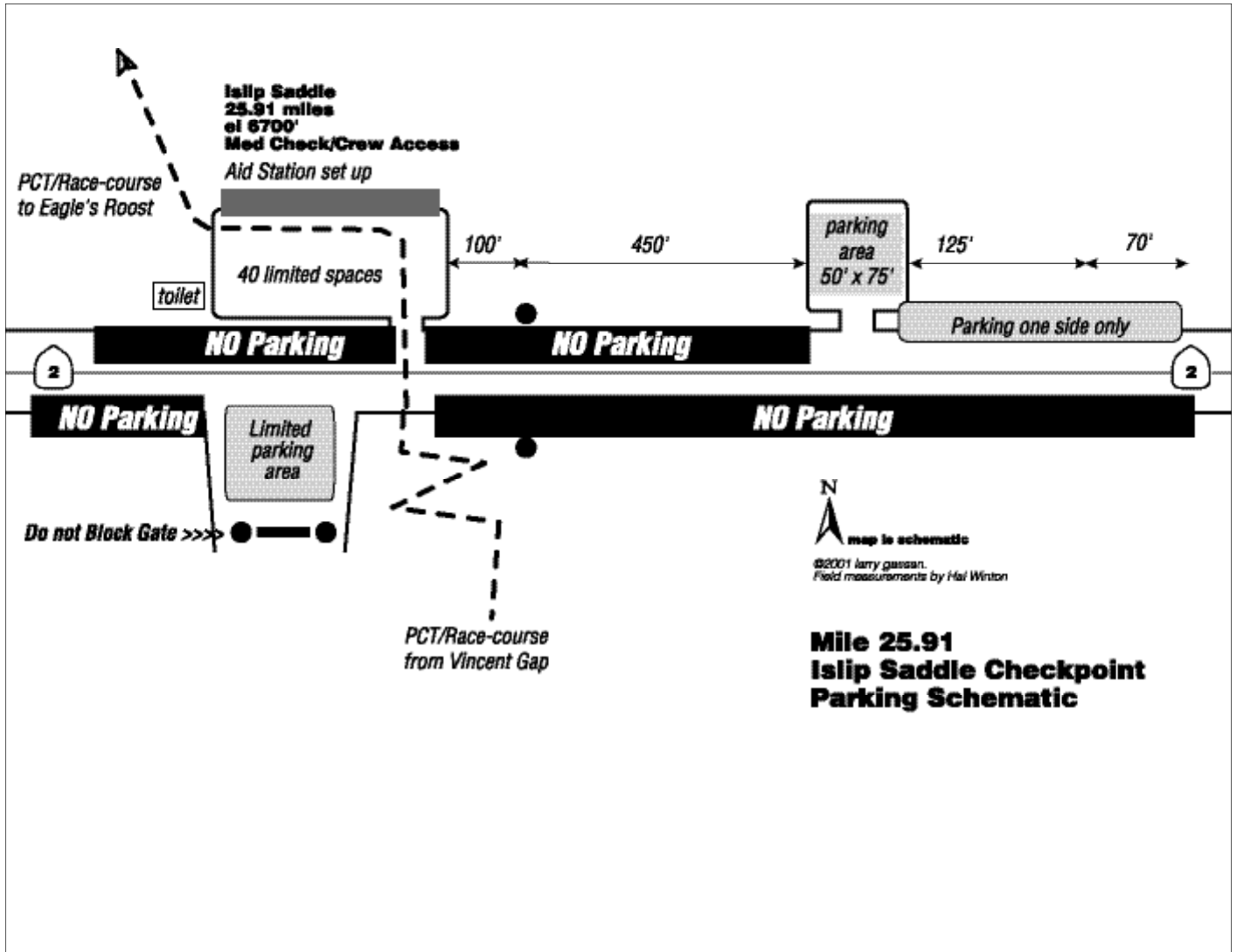
Therefore, the following measures are in effect:

- We will place temporary NO PARKING signs along the narrow shoulders.
- Encourage parking at pullouts a few hundred feet BEFORE Islip Saddle and along the extra-wide shoulders, whose average width is 9 to 17ft.

- Temporary overflow parking may be available behind the locked gate of the old Highway 39 between 9:30AM to 1PM (gate closure). This will be for AC100 crews and spectators. Posted signs will require all vehicles to be removed from behind the gate by 1PM.



Islip Saddle Overview.




Islip Saddle Parking diagram.

5. Awards



Los Tres: Jorge Pacheco, Guillermo Medina, and Adaberto "Flaco" Mendoza.



*Top: Left to right:
 Sub 24-hr Sterling Silver Buckle
 Second Sunrise Buckle
 Sub 33-hr Finisher's Buckle
 Bottom: Finisher's Plaque*



Jana Gustman and Jennifer Johnston: Finish Line '01.

The Awards

The awards will be presented at Johnson's Field on Sunday during the picnic at the conclusion of the Run. The Awards for the Runners are as follows:

- Bronze Ram Award for first male and female finisher, 18 to 75 years.
- Bronze Ten Point Buck Award for the 2nd & 3rd overall finisher.
- Bronze Cougar Award for first male and female finisher, 30 to 75 years.
- Bronze Arabian Stallion Award for the first male finisher, 35 to 75 years.
- Bronze Rhino Award for first male and female finisher, 40 to 75 years.
- Bronze Eight Point Buck Award for the first male, 45 to 75 years.

- Bronze Buffalo Head Award for the first male and female finisher, 50 to 75 years.

12 Races within the Overall Race: The Categories


The Ram, 10 Pt Buck, Cougar, Horse, Rhino, 8 Pt Buck and Buffalo Awards are not traditional Age-Group Awards. Each award represents a different "Race within the Overall Race." If these were Age-Group Awards the Cougar Award would be available for the first runner who is 35 through 39, not 35 through 75. This unique awards system creates "Twelve Races within the Overall Race."

There are 2 Ram Races, 2 10 Pt Buck Races, 2 Cougar Races, 1 Horse Race, 2 Rhino Races, 1 8 Pt Buck Race and 2 Buffalo Races.

Example: If a 51 year old runner beats all the 35 year old runners, that runner automatically wins the Cougar Award (which is for 35 to 75) and the fastest 40 year old wins the Rhino Award, the next fastest 50 year old wins the Buffalo Award. A runner can only win one Bronze Award. There will be no ties. The Race Directors will determine a winner if necessary.



Mark Marcelli & Jennifer Johnston



Monte Mackey: Ram's Head Trophy '01

Buckles and Plaques

- Solid Sterling Silver/Solid 14k Gold Buckle for any runner that breaks the course record. Only one buckle per finisher.
- Solid 14k gold buckle for anyone that breaks the overall course record of 17:35:48.
- Silver Belt Buckle: Solid Sterling Silver for all sub-24 hours finishers
- Second Sunrise Ram Buckle: Solid bronze. For all runners crossing the finish line by the Second Sunrise (24:00 to 25:47 hours).
- 33 Hour Ram Buckle: Solid bronze, all Finishers between 25:47 and 33 hours.
- Major League Baseball Hats for all winners.
- Distinctive engraved acid-etched metal plate mounted on a solid walnut plaque for all finishers.
- Dated 5-color Finisher t-shirt for all finishers.
- Multi-color t-shirt for all participants.



Cougar Award: Male and Female, 30 - 75.



Rhino Award: Male and Female 40 - 75.
Adaberto Mendoza and Catherine Mather were the 200 Winners.



Monica Scholtz: 17 100's in 2001



8 Pt Buck Award: Male 45 - 75



Grizzly Award for the first male and female winner of the Western States 100 and the Angeles Crest 100 in the same year.

Eagle Award

For any runner who completes 10 consecutive Angeles Crest 100 Endurance Runs.

Elk Award

For any runner who completes 1,000 miles (with no time limit). You will receive credit for either the Eagle or the Elk Award but not both.

California Grizzly Award

For the **first overall runner** who wins both California 100 Mile Endurance Runs (Western States and Angeles Crest) in the same calendar year.



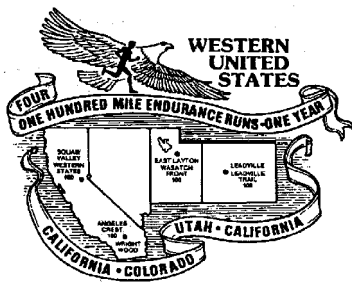
*Arabian Stallion Award:
First male finisher, 35 - 75*



Buffalo Award for first Male and Female finishers, 50 - 75.



*Elk Award: For 1000 miles finished,
no time limit.*



Western United States (4 x 100)



Last Great Race (6 x 100)




John Muir Trail

Related Races and Awards:

Western United States

Any runner completing the four one hundred mile endurance runs in the Western United States in the same year will be eligible for a distinctive plaque commemorating the accomplishment.

To be eligible, the runner must finish: the Western States 100, the Leadville 100, the Wasatch 100 and the Angeles Crest 100 Mile Endurance Runs.



Plaque for completion of the Western United States (4 x 100)

Last Great Race on Earth

Any runner completing the six designated one hundred mile endurance runs in the United States in the same year will be eligible for a distinctive plaque commemorating the accomplishment.

- To be eligible, the runner must finish:
- Two races in the Eastern US: the Old Dominion and Vermont Endurance Runs.
 - Two races in the Central West: the Wasatch Front 100 and Leadville 100 Endurance Runs.
 - Two races in the Western US: the Western States 100 and Angeles Crest 100 Endurance Runs.



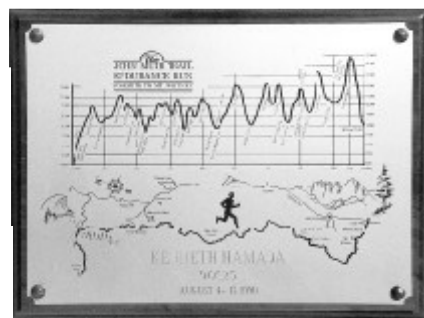
Ram's Head Trophy awarded to the Sportsmen of the Year:

John Muir Trail

This is not an organized event as the JMT is in a wilderness area where no organized event can be held. Runners completing the trail from Yosemite Valley to Mt. Whitney in ten days will receive a JMT t-shirt. They also may be eligible for a distinctive solid walnut plaque commemorating the accomplishment. We will maintain information for others who may attempt the run and keep track of finishers.

If you are serious about running the JMT, start planning early. Topographic maps and books are available at backpacking stores.

Send specific questions and concerns regarding the JMT with a SASE to the AC100 Race Management.



Plaque for completion of the John Muir Trail



Plaque for completion of the Last Great Race (6 x 100)

How the Awards Work...

This is the official explanation of the AC100 awards structure.

First, discard traditional assumptions about “traditional” age groups.

The point of the AC100 award structure is to encourage competition by continually leveling the playing field.

- 1) All runners (18-75) can run the Ram Race.
- 2) The runner must be at least 30 to enter the Cougar Race
- 3) A 51 year old runner can run all of the races.
- 4) If a fast 51 year-old runner beat all of the 40 year-old runners, he wins the Rhino Award. He also vacates the Buck and Buffalo Races, giving other runners an opportunity. Jussi Hamalainen did this in 1997.
- 5) Now, compare the previous to common practice. If the awards were the traditional “age-group” awards, Jussi would have been “stuck” in the Buffalo Race, and the 50-55 year old age group, unless he was the “overall winner”.

Only the “overall winner” in a “traditional age group” is allowed to “race” out of their “traditional age group”.

At AC100, everyone is encouraged to “race” out of their age group.

- 6) In the AC100 structure, if a fast senior runner beats the younger runner, then he takes their awards.
- 7) At AC100, we reward performance by continually leveling the playing field.
- 8) If you are are 50 and fast, you will do well here.



Angeles Crest 100 Awards Structure


Age Group	Ram 18- 75 m & f	Buck-10pt 18-75 2nd & 3rd OR	Cougar 30- 75 m & f	Arabian Station 35- 75 male only	Rhino 40- 75 m & f	Buck-8pt 45- 75 male only	Buffalo 50- 75 m & f
18- 75							
30- 75							
35- 75							
40- 75							
45- 75							
50- 75							

“Twelve Overall Races in the Race”

6. 2001 Race Team and Volunteers



Montrose Search and Rescue, led by John McKently.



Andy Morehead

Race Director: Ken Hamada

Co-Race Director: Hal Winton

Assistant Race Director:

Lee Freeman

Assistant Race Director:

Start & Finish Line Coordinator

Andy Morehead

Assistant Race Director

George Evans

Assistant Race Director &

Amateur Radio Communication

John Minger

Search and Rescue: Dick Sale

Medical Director: Mark Giebel

Forestry Service Liaison

Bruce Quintelier

USFS Trail Volunteer Coordinator

Hal Winton

Training Runs:

Hal Winton/Lee Freeman

Photos: Larry Gassan.

Race Book

Design and Art Direction

Larry Gassan

Database Sources and References:

John Davis, Andy Morehead, Fred Pilon & Don Allison of *UltraRunner*, Jeff Robbins, and Dick Sale.

Copy-typists:

1998 ed: Sinead Harte, Denise Anzalone

Maps and Graphs:

Larry Gassan. Original 1991 course data: Lee Freeman and Larry Blanchard. Revised 1998 profile data: Jeff Robbins. Arterial maps based on Thomas Bros & DeLorme Street Atlas USA 3.0. Course maps based on *Harrison Maps; Angeles Crest Front Range, and Angeles Crest High Country.*

Spot Illustrations

Grolier Encyclopedia, ©1997

Checkpoint Coordinators

Wrightwood: George Evans

Inspiration: Richard Marshall

Vincent Gap: Angus Williams

Islip Saddle: Doug Wilde

Kratka Ridge: Robin and Don Crowell

Eagle's Roost: Alicia Gross

Cloudburst: Darren Cartagena

Pajarito: Barry Glennan

Glenwood: Andre Slezak

Three Points: Marty Minnich

Mt Hillyer: Brian Provost

Chilao: Scott Butler

Shortcut Saddle: Ann and Kent Holder

Newcomb's Saddle: Mike Peralez

Chantry Flats: Sharon Cooper

Idlehour Trail: Kathy Brown

Sam Merrill Trail: John Davis

Millard Campground: Dave Emmons

Johnson Field: Andy Morehead

Post-Race Picnic Canteen:

Leonard Klenk and Mark Bowers. Mark and Leonard are responsible for the "all-night/all-day" hospitality kitchen.

Award Ceremony:

Hal Winton, Lee Freeman, Andy Morehead and Ken Hamada

Thanks also to...

Special thanks to Don Matthias. Don donated the Finisher License Plate frames for all race finishers, and Volunteer License Plate frames for race volunteers. Also—in the early years as the race was developing, Don donated all the five color Finisher t-shirts.

Wrightwood Volunteers:

The Wrightwood Fire Dept:

- manned the medical check Friday before the race and at Islip Saddle on race day
- provided the manpower for the Friday night pre-race dinner
- provided the lights and public address system at the race start on Saturday morning
- transported the drop bags to Islip Saddle.

Search and Rescue Coordination

Sierra Madre Search and Rescue

Dick Sale, Steve Millenbach, Arnold Gaffrey, Lin Kroll and the Team.

Altadena Search and Rescue

Montrose Search and Rescue

John McKently and the Team.



Shortcut Saddle 2000, Kent Holder (captain).

US Forestry Service Coordination

Bruce Quintelier

Trail Boss Program Coordination

Hal Winton (AC100 Trail Volunteers)

Ham Radio and Packet Coordinator

John Minger

Medical Team Director

Mark Giebel

Training Runs

Hal Winton

Drop Bag transportation

Mountain High Ski Resort

Photography

Larry Gassan

Runners and Volunteers Database

Andy Morehead.

Johnson's Field Coordinator:

Phil Auzenne & friends, who built the hot field showers at Johnson's Field.

Trail Marking for last year's race:

• **Wrightwood to Acorn Trail:**

George Evans

• **Acorn Trail to Inspiration Point:**

George Evans

• **Inspiration Point to Islip Saddle:**

Karen Hamilton

• **Islip Saddle to Eagle's Roost:**

Don Matthias



Chantry Flats Aid Station: Sharon Cooper (3rd from right) leading the Foothill Flyers.

• **Eagle's Roost to Cloudburst Summit:**

Mike Murphy

• **Cloudburst Summit**

to Three Points: Garry Curry

• **Three Points to Mt. Hillyer:**

Brian Provost

• **Hillyer to Chilao:** Liz Hodges

• **Chilao to Shortcut Saddle:**

Hal Winton

• **Shortcut to Newcomb's Saddle:**

Mike Peralez

• **Newcomb's Saddle to Chantry Flats:** Bill Dickey

• **Mt. Wilson Toll Road to Idlehour Campground:** Kathy Brown

• **Idlehour to Idlehour Campground:** Kathy Brown

• **Idlehour Campground To Sam Merrill Trail:** John Davis

• **Sunset Trailhead to Millard Campground:** Chuck Simpson

• **Millard Campground to Finish:** Brian Provost

7. Course Wildlife



Poison Oak

You can recognize it at a glance by its triple leaf pattern with prominent veins and shiny surface. In the summer, leaves are yellowish-green, pink, or reddish, with small white or tan berries. In the fall, the leaves turn bright red or russet brown.

You'll find poison oak on the Upper Winter Creek Trail between Chantry Flats and Manzanita Ridge, before you reach the Wilson Toll Road.

It reappears in Idle Hour Canyon, especially at the bottom. The next occurrences are on the Sunset Trail going into Millard Campground.

If you contact poison oak: wash with Fels-Naptha soap and cold water immediately, or Tecnu solvent, or generous floods of rubbing alcohol in a pinch. These may remove enough of the oil and save you from a major outbreak. Avoiding hot showers for 24 hours after exposure may reduce the degree of irritation.



Rattlesnakes

The Southern Pacific Rattlesnake is the most common rattlesnake inhabiting the San Gabriel Mountains. Average adult size is from 3 to 4 feet, but they may reach 5 feet. You can distinguish a rattlesnake from other common snakes by the depression located between the eye and the nos-

tril on each side of the head. This depression, or "pit", is a heat sensing organ that the snake uses to sense the presence and location of prey. The effective range of this heat receptor is about 14 inches.

Since snakes lack means of regulating body temperature, daily and seasonal temperatures affect their degree of activity. In late fall, the snakes seek shelter in burrows of animals or rock crevices. Here they spend the winter until the temperature rises in the spring. In the summer, the snakes are more active in the evening and morning, avoiding the mid-day heat.

Rattlesnakes have no external ears and have poor eyesight, but they do pick up ground tremors and have a keen sense of smell. This is how they can detect your presence from a distance.

The reaction of a rattlesnake when disturbed depends on the conditions at the moment. Sex, age, species, weather and environmental conditions are important factors in rattlesnake behavior. A rattlesnake will generally withdraw or try to escape when encountered. But if it is cornered, teased or stepped on, it will put up a good fight.

Rattlesnakes are occasionally sighted during the Run. To reduce risk: **STAY ON THE MAINTAINED TRAILS.** This way you have a good chance of seeing the snake before you are too close. Do not attempt to kill or capture it. If left alone, it will probably leave quickly.

If you are bitten, forget all that cut, suck and tie-a-tourniquet stuff. The most important thing is to get to a hospital. Keep the wound clean and don't tie anything around it. The oft-prescribed tourniquet, meant to keep venom-filled blood from flowing back to the heart, is no longer considered effective first aid, especially when performed by people without medical training.

If you must transport the victim yourself, keep the bitten extremity relatively immobile and at heart level or below, experts advise. Don't pack the bitten area in ice. But removing rings and watches is a good idea since swelling can occur.

Suctioning of venom from the wound is also discouraged because it must be done, within a vary narrow window or the technique can be harmful. No one's going to get bitten and die immediately. Proceeding safely and sanely is the best bet.



Black Bears

Two kinds of black bear inhabit California: the northwestern black bear and the Sierra Nevada black bear. They have not been hunted extensively in the state.

Black bears aren't just black. Their colors range from black and dark brown to cinnamon, light brown, and even yellow and bluish hues. Often cubs of one litter will be different colors.

Black bears eat everything: vegetation, berries, insects, honey, carrion, fish, frogs, fruit and nuts. In overpopulated areas, bears will eat tree bark, damaging second growth timber. While they don't normally prey on game or domestic livestock, they have been known to kill other animals.


The adult bear normally weighs between 200 and 300 pounds. The largest black bear in California on record weighed 498 pounds.

Mating season is in June. That's the only time male bears are with females. Females initially breed at three years of age, then every other year. The gestation period is about 7 1/2 months.

Bears den up and sleep during the winter, living off their stored fat. The young are born during this dormant period, usually in January. They are born blind and weigh only six to eight ounces.

While bears appear clumsy with their flat footed, shuffling gait, they can travel fast and climb trees with ease. Bears tend to be nocturnal and usually aren't active during the day.

While the black bear population was larger, California grizzly bears were the biggest concern of early Californians. Large and ferocious, these animals killed livestock and many early settlers. They even stalked the slopes of Mt. Baden-Powell. Grizzlies were eventually judged too dangerous and exterminated in California. The last record of a grizzly bear in this state was in 1922 in Tulare County, although grizzlies were wiped out in most parts of California long before.



Sightings Of Mountain Lions

There have been a significant number of mountain lion sightings in local foothills. A healthy mountain lion population coupled with habitat loss are among the reasons for increased sightings

Four Americans have been killed during the past 21 years, and 14 have been injured. Compare this to an average of 40,000 deaths per year from highway fatalities.

Throughout the West, mountain lions are now classified as game animals, which means hunting is regulated to prevent excessive "harvest." In addition, in 1989, Californians passed a law that gives the cats full protection from hunting. This law also mandated special funding to protect their habitat.

These measures worked. Most observers agree that there are now more mountain lions in the West than there were 20 or even 50 years ago. One indication is the attacks on humans.

Like other big cats, mountain lions specialize in killing large mammals with hooves, primarily deer and elk. They're also able to live on smaller prey.

A human standing up is not the right shape for a cat's prey. An erect person's head and neck are in the wrong place. Most adult humans are taller than typical lion's prey. The location of the neck is the most important, for that's where the cat bites to kill. When a bear encounters a big cat, it stands up in a defensive mode.

A person sitting, squatting or bending over looks a lot like four-legged prey. So standing up, facing the mountain lion, not running away, making a lot of noise, and putting on a face, may deter big cat attacks.



Bighorn Sheep

Bighorn sheep, like mountain goats and caribou, are a wilderness species intolerant of human disturbance.

Bighorn sheep are round, thick, and short-bodied. The pelage, similar to that of deer, is darker on rams than ewes. The Nelson bighorn is light steel-gray in color. The California bighorn is light, pearl-gray. The peninsula bighorn is paler than either.

Adult rams usually weigh up to 140 pounds. Prime animals weigh 200 pounds or more. The head and horns alone may be over 30 pounds in large specimens. Ewes are much smaller and lighter.


Male and female bighorn grow horns they never shed. Growth rings on the horns indicate the animal's age. Ewe horns are erect and flat, measuring up to 10 inches long on adults. Mature rams have round, curving horns which may be a half circle, three-quarters, or even a full circle. The horns on a two-year-old ram look like ewe horns. At three years of age, rams are distinguished from ewes by larger, more curled horns.

Bighorns live up to 17 years. Their life span depends on range conditions. For most of the year, bighorns divide into ewe bands and ram bands. During breeding season (October through December), they gather into mixed groups. Females breed at 18 months. The gestation period is about six months. Lambs are born in April and early May, usually as singles—twins are uncommon. Lambs are completely weaned at four to five months of age.

Bighorn sheep can go a long time without water, and may range as far as 20 miles from the closest water source. Adults seldom come to water while on green, succulent feed. Lambs never come to water while nursing.

In the summer, California bighorn scatter in high mountain country above timberline. They migrate down in the fall to spend the winter on lower ranges. Bighorn sheep feed on grass, sedges, forbs and browse. Succulent forage is extremely important during the long, hot, dry periods of the year.

Since 1873, state law has afforded the bighorn year-around protection, but poaching still occurs in remote areas. There are an estimated 2,000 to 2,500 bighorn in California, throughout the San Gabriel Mountains, Death Valley National Monument and Joshua Tree National Monument.



Deer in the San Gabriels

There are five kinds of mule deer in California, all considered to be members of the same species, *Odocoileus hemionus*. They are: Columbian black-tailed deer, California mule deer, Rocky Mountain mule deer, Southern mule deer, and the burro mule deer.

Deer are primarily browsing animals. They eat twigs, buds, and leaves of shrubs and trees. They also rely on acorns (called "mast") in some areas. In the spring and fall they will eat grasses, weeds and other green herbaceous plants.

Deer have keen hearing. Air movement governs its sense of smell. Deer have poor vision for stationary objects but are quick to catch motion.

Bucks alone have antlers. Antlers are shed every year in midwinter and the bucks go bare-headed until a new set starts to grow in early spring. They grow anew each year.

Growing antlers are covered with a velvet-like skin until fully developed, at which time the skin is shed. During the growing period the antlers are filled with blood and nerves and are sensitive and easily injured. By the time the mating season begins, the antlers have shrunk and become hard and insensitive and the velvet has been rubbed off.

The size of the antlers and the number of points on each side generally increase as the deer progresses toward maturity, after which the number of points may be less numerous in old age. However, both size and the number of points may vary with the diet, particularly in the first year of life. A yearling on good feed may have three-point antlers and a three-year-old on poor feed may wear only spikes. An adult buck in the prime of life ordinarily has four points on each side. Antlers are

unreliable as indicators of age. Age can be determined only by tooth development and wear.

Both bucks and does have reddish coats during the summer, but their colors change to gray in the fall as the long hairs of their coats grow out to form the winter pelage. Fawns are born with spotted coats but lose the spots about 8 to 10 weeks after birth, or about the time they are weaned.

In California, deer seldom breed before they are 16 to 18 months old. The necks of the bucks become swollen several weeks before the actual breeding season and remain so until the breeding activity subsides. Does may have as many as three separate breeding periods during the season, spaced about 28 days apart. If they fail to breed during the first period, they may breed during the second or third period.

Breeding seasons vary with elevation and latitude, but are generally timed so that the young are born during the time of the year when green herbaceous feed is available. The does carry their young for 195-210 days or about seven months and commonly bear single fawns.

The peak of the fawning season varies throughout the State, from early April in parts of coastal California to mid-July in the Sierra Nevada. Some fawns are born earlier and some are born later than the peak periods. Fawns are usually weaned about 60 to 90 days after birth.

The California mule deer is the second most abundant subspecies of deer in the State and is found in abundance in the San Gabriel Mountains.

The animal is migratory except in coastal Southern California and foothill areas where snow does not cause range shifts. The breeding season occurs in October or November in areas along the coast, but extends as late as mid-December in high mountain ranges in the interior.

Nobody knows how many deer were in California when the early settlers arrived. Historical records indicate that in pioneer times deer may not have been as common in the high mountains as they are now, but they were numerous in the valleys and foothills.

After the gold rush hit California with full impact and the settlers began to crowd in, the deer population began to decline. Although market and hide hunting, as well as the day-by-day take of deer for food by individual settlers, is usually charged with having caused the decline in deer numbers, overgrazing and range depletion also had a major impact. As a result of these factors, the deer population reached a low ebb around the turn of the century.

Today, the deer are the most abundant and most popular big game animal in California.

In the face of phenomenal increases in the human population with its attendant spread of settlement and cultivation of the soil, mining, logging, livestock grazing, and all the other activities that have changed the primitive aspect of the land, deer have made a big comeback. There are probably more deer in California today than there ever were in pre-contact times.

The growing deer population is the result of several factors, the most important of which is the ability of deer to live close to humans. Populations of some species of native animals have declined or have disappeared entirely as a result of man's civilization. However, the deer, like the coyote, has adapted itself to and benefited from many of man's activities.

Clearing of foothill and mountain homesteads, timber cutting, forest fires has created openings and led to the spread of palatable herbs and browses have actually improved the deer habitat. The establishment of protective laws and enforcement by game wardens gave the adaptable deer enough protection to take advantage of their ability to reproduce and multiply.

Since mountain lions inhabit the same range as the deer and deer make up a large part of its diet, the growing deer population has created an opportunity for its natural predator, the mountain lion, to thrive.



Finish Line 1994: Ben Hian, Joanne Urioste, Evelyn Marshall and Joe Schlereth

Ranking and Index Notes

Finishers are indexed by time and name (starting on page 38). All data is drawn from finisher lists as listed in Ultrarunning. Winners are indicated in boldface.

Awards are listed in full when possible. Finishers for the Last Great Race(s), the Western United States, and John Muir Trail are listed on page 42.

Awards Abbreviations

G/S Buckle: Gold/Silver Buckle
 LGR5: Last Great Race (5 races)
 LGR6: Last Great Race (6 Races)
 W4: Western United States
 Ram's Head: Sportsman of the Year
 JMT: John Muir Trail

Rank	Name	Home	Time	Year	Award
1	Jim O'Brien, 36	CA	17:35:48	1989	G/S Buckle
2	Ben Hian, 25	CA	18:39:48	1994	Ram
3	Ben Hian, 27	CA	18:50:24	1996	Ram
4	Jorge Pacheco, 33	CA	19:05:06	2001	Ram
5	Ben Hian, 29	CA	19:05:35	1998	Ram
6	Tom Nielsen, 40	CA	19:07:50	1999	Ram
7	Tom Nielsen, 41	CA	19:09:04	2000	Ram
8	Ben Hian, 26	CA	19:11:11	1995	Ram
9	Scott Jurek, 24	SD	19:15:06	1998	
10	Fred Shufflebarger, 44	CA	19:22:16	1992	G/S Buckle
11	Tom Nielsen, 39	CA	19:26:08	1998	Cougar
12	Gabriel Flores, 29	CA	19:30:36	1995	
13	Jussi Hamalainen, 44	CA	19:31:24	1990	G/S Buckle
14	Cirildo Gonzalez, 43	MEX	19:37:03	1997	Ram
15	Jim Gensichen, 38	CA	19:37:13	1987	G/S Buckle
16	Fred Shufflebarger, 45	CA	19:41:44	1993	Ram
17	Jim Pellon, 37	CA	19:44:44	1987	
18	Joe Schlereth, 44	CA	19:50:47	1994	Rhino
19	Scott Jurek, 25	WA	19:51:19	1999	Buck-10pt
20	Jussi Hamalainen, 49	CA	19:51:26	1995	Rhino, Eagle
21	Jim O'Brien, 34	CA	19:51:47	1987	

20:00

22	Joe Schlereth, 43	CA	20:04:11	1993	
23	Tom Nielsen, 38	CA	20:09:22	1997	Cougar
24	Bill Kissell, 32	CA	20:10:52	1987	
25	Jussi Hamalainen, 45	CA	20:12:56	1991	G/S Buckle

Rank	Name	Home	Time	Year	Award
26	Jussi Hamalainen, 41	FIN	20:15:20	1987	
27	Kaname Sakurai, 35	JPN	20:15:27	2000	Cougar
28	Joe Schlereth, 45	CA	20:17:25	1995	
29	Jussi Hamalainen, 46	CA	20:18:05	1992	
30	Hans Put, 39	NY	20:18:13	2000	Arabian Stallion
31	Jim Gensichen, 39	CA	20:21:49	1988	G/S Buckle
32	Tom Nielsen, 37	CA	20:22:22	1996	Cougar
33	Kevin Sawchuk, 32	VA	20:23:14	1997	
34	Ian Torrence, 27	NV	20:26:19	1999	Buck-10pt
35	Leland Barker, 39	UT	20:30:26	1997	
36	Jussi Hamalainen, 43	CA	20:31:21	1989	
37	Jussi Hamalainen, 47	CA	20:33:25	1993	
38	Ian Torrence, 25	NV	20:40:37	1997	
39	Stephen Harris, 41	CA	20:43:04	1995	
40	Joe Schlereth, 46	CA	20:46:34	1996	Rhino
41	Ian Torrence, 26	NV	20:52:21	1998	
42	Juan Herrera, 28	MEX	20:52:29	1997	
43	Madero Herrera, 25	AZ	20:54:45	1996	
44	Patrik Gunnarsson, 33	CA	20:57:53	1998	
45	Jeff Hines, 36	CA	20:59:04	1996	
46	Joe Schlereth, 42	CA	20:59:18	1992	

21:00

47	Dale Capewell, 31	CA	21:04:30	1994	
48	Jussi Hamalainen, 42	CA	21:05:22	1988	
49	Hans Put, 37	NY	21:06:08	1998	Horse
50	Al Val Verde, 40	CA	21:06:09	1998	Rhino



Kevin Sawchuck & Doug Spencer, finish line 1999.



Jussi Hamalainen, 2001


Rank	Name	Home	Time	Year	Award	Rank	Name	Home	Time	Year	Award
51	Guillermo Medina, 26	CA	21:13:05	2000	Buck-10pt	101	Heikki Ingstrom, 34	UT	22:21:03	1992	
52	Chip Parsons, 38	CA	21:13:05	1992		102	Marshall Ulrich, 38	CO	22:22:14	1989	LGR6
53	Stephen Harris, 34	CA	21:17:40	1988		103	David Balsley, 42	NY	22:22:35	1989	
54	Douglas Spencer, 39	CA	21:17:53	1997		104	Kevin Sawchuk, 34	CA	22:23:53	1999	
55	Bill Finkbeiner, 36	CA	21:18:28	1992	W4	105	David Park, 39	CA	22:24:51	1995	
56	Jussi Hamalainen, 48	CA	21:19:46	1994		106	Douglas Spencer, 41	CA	22:25:25	1999	Horse
57	Jack Slater, 42	CA	21:20:17	1989		107	Donald Caldwell, 45	CA	22:27:50	1989	
58	Jussi Hamalainen, 51	CA	21:20:55	1997	Rhino	108	Mark Marcelli, 42	CA	22:29:18	2001	Arabian Stallion
59	Fred Shufflebarger, 43	CA	21:24:01	1991		109	Dennis Huffman, 45	CA	22:29:28	1994	
60	Jonathan Worswick, 34	CA	21:27:32	1997		110	Dana Taylor, 33	CA	22:29:28	1994	
61	Joe Schlereth, 39	CA	21:31:58	1989		111	Martyn Greaves,	GB	22:30:20	1987	
62	Dan Barger, 25	CA	21:35:20	1990		112	Alfred Bogenhuber, 48	CA	22:31:05	1988	
63	Kurt Madden, 39	CA	21:35:53	1994		113	Bruce Hoff, 32	CA	22:31:17	1995	
64	Martimiano Cervantes, 46	CA	21:36:59	1998	Buck-8pt	114	John Demorest, 38	CA	22:31:54	1989	
65	Joe Schlereth, 41	CA	21:37:27	1991	W4	115	Jussi Hamalainen, 52	CA	22:33:46	1998	Buffalo
66	Jack Slater, 41	CA	21:40:05	1988		116	Kathy Britcliffe, 34	CA	22:36:57	1989	
67	Stephen Harris, 40	CA	21:40:16	1994		117	David Flynt, 38	CA	22:39:30	1994	
68	Adaberto Mendoza, 49	CA	21:41:18	2001	Cougar	118	Sherry Kae Johns, 40	AZ	22:39:35	1995	Rhino
69	Stephen Harris, 44	CA	21:42:46	1998		119	Scott Mills, 48	VA	22:40:59	1999	Rhino
70	Jack Slater, 43	CA	21:45:14	1990		120	Patrik Gunnarsson, 32	CA	22:42:05	1997	
71	Ron Ehrhard, 28	CA	21:47:14	1998		121	Stephen Harris, 42	CA	22:43:41	1996	
72	Stephen Harris, 38	CA	21:49:56	1992		122	Wayne McGilvery, 31	CA	22:44:26	1999	
73	Jeff Hines, 35	CA	21:50:36	1995		123	Carlos Banderas, 47	CA	22:45:05	1997	Buck-8pt
74	Richard Provost, 40	CA	21:52:00	1986	G/S Buckle	124	Joe Schlereth, 40	CA	22:46:19	1990	
75	Carlos Banderas, 48	CA	21:53:52	1998		125	Guillermo Medina, 25	CA	22:47:35	1999	
76	David Park, 38	CA	21:54:33	1994		126	Micah White, 38	CA	22:48:24	2001	
77	Adaberto Mendoza, 48	CA	21:55:35	2000	Rhino	127	Jussi Hamalainen, 40	CA	22:49:00	1986	
78	Jussi Hamalainen, 50	CA	21:55:40	1996	Buffalo	128	Rolly Portelance, 47	CA	22:49:06	1990	
79	Dick Brainard, 44	MA	21:56:06	1989		129	Dennis Huffman, 42	CA	22:49:56	1991	
80	Dave Atlas, 33	MT	21:56:13	1992		130	Blake Wood, 37	NM	22:50:38	1995	
81	John-Mark Staude, 26	AZ	21:56:18	1991		131	John Cave, 32	WA	22:51:55	1992	
82	Jack Slater, 39	CA	21:59:00	1986		132	Scott McKenzie, 40	CA	22:53:48	1995	
22:00						133	Gabriel Flores, 32	CA	22:53:59	1998	
83	Evelyn Marshall, 37	CA	22:01:16	1995	Ram	134	Tom Winter, 45	CA	22:54:40	1994	
84	Lance Davis, 33	CA	22:03:10	1993		135	Kirk Apt, 33	CO	22:55:34	1995	
85	Ignace Matthys, 32	BEL	22:05:26	1991		136	Jussi Hamalainen, 55	CA	22:56:24	2001	Rhino
86	Carlos Banderas, 50	CA	22:05:48	2000	Buck-8pt	137	Pat Whyte, 41	CA	22:57:07	1989	
87	Joseph Franko, 45	CA	22:08:07	1991		138	William Ramsey, 44	CA	22:57:14	1997	
88	David Flynt, 39	CA	22:08:17	1995		139	Carlos Banderas, 43	CA	22:59:25	1994	
89	Douglas Spencer, 38	CA	22:08:53	1996		23:00					
90	Guillermo Medina, 27	CA	22:09:30	2001		140	Ralph West,	CA	23:02:04	1987	
91	Derrick Carr, 39	VA	22:11:14	2000	Buck-10pt	141	Ian Maddieson, 44	CA	23:03:05	1986	
92	Tim Seminoff, 38	UT	22:12:07	1996		142	Monte Mackey, 45	CA	23:03:18	2001	8-pt Buck
93	Tom Cheese, 31	CA	22:12:56	1990		143	Marc Gallardo, 31	CA	23:05:46	1996	
94	Stephen Harris, 43	CA	22:13:02	1997		144	Carlos Banderas, 45	CA	23:06:42	1995	
95	Ben Hian, 24	CA	22:14:00	1993		145	Ernesto Henriquez, 39	CA	23:06:42	1995	
96	Andy Jones-Wilkins, 33	AZ	22:15:36	2000		146	Dan Barger, 23	CA	23:07:31	1988	
97	Jeff Hines, 40	CA	22:16:49	2000		147	Chris Christensen, 35	CA	23:07:48	1992	
98	Joseph Franko, 44	CA	22:17:51	1990		148	Suzanne Brana, 41	CA	23:08:47	1999	Cougar
99	Lou Pals, 50	CDN	22:18:21	1992		149	Shawn McDonald, 29	CA	23:10:42	1995	
100	Cirildo Gonzalez, 44	MEX	22:20:05	1998		150	Bill Carlson, 32	CA	23:12:17	1992	



Scott Jurek, 1999



Sherry Kae Johns, 1997



Denis Trafecanty, 1997

Rank	Name	Home	Time	Year	Award	Rank	Name	Home	Time	Year	Award
151	Bill Kee, 40	CA	23:12:24	1997		202	Barry Condron, 30	CA	23:44:35	1994	
152	Mark Marcelli, 36	CA	23:13:18	1995		203	Shawn McDonald, 32	CA	23:44:55	1998	
153	Don Redmond, 22	CA	23:14:11	1990		204	David Adams, 41	WY	23:45:10	1993	
154	Dan Williams, 52	CA	23:14:30	2001		205	Bernard Coudurier, 44	CA	23:45:47	1996	
155	Chris Cole, 23	CA	23:17:00	1986		206	Hollis Lenderking, 40	CA	23:46:46	1990	
156	Ken Gregorich, 42	CA	23:17:06	2001		207 Vicki DeVita, 38	CA	23:46:56	1991	G/S Buckle	
157 Sherry Kae Johns, 42	NM	23:18:00	1997	Ram	208	Michael Modzelewski, 36	CA	23:47:20	1989		
158	Jay Grobeson, 38	CA	23:18:09	1999		209	Scott Modzelewski, 27	AZ	23:47:20	1989	
159	David Lygre, 47	WA	23:18:36	1989		210	John Cave, 31	CA	23:47:30	1991	
160	Joe Franiak, 30	CA	23:18:49	1991		211	John Demorest, 42	CA	23:47:32	1993	
161	Rob McNair, 45	CA	23:19:07	2000		212	Mike Fiorito, 29	NC	23:48:35	1996	
162	Scott McKenzie, 41	CA	23:20:37	1996		213	Scott McKenzie, 39	CA	23:49:52	1994	
163	Tom Sloan, 41	CA	23:21:08	1989		214	Larry Gassan, 41	CA	23:50:04	1996	
164	Phil Penna, 42	CA	23:21:26	1990		215	Herb Tanzer, 38	CA	23:51:02	1990	
165	Kent Crites, 37	CA	23:22:58	1988		216	Louis Paciello, 34	AZ	23:51:19	2000	
166	Michael Gregg, 28	CA	23:23:00	1986		217	Devy Reinstein, 34	CA	23:51:25	1990	
167	Thomas Winter, 42	CA	23:23:09	1990		218	Jack Slater, 44	CA	23:51:26	1991	
168	Bill Kee, 38	CA	23:24:12	1995		219	Noel Hanna, 31	IRE	23:51:29	1998	Ram's Head
169	Al Val Verde, 42	CA	23:24:32	2000		220	Stewart Duffield, 36	WA	23:51:42	1991	
170	Peter Gagarin, 44	MA	23:25:11	1989		221	Jennifer Johnston, 35	CA	23:51:57	1999	Cougar
171	Rob McNair, 44	CA	23:26:11	1998		222	Jamie Williams, 45	CA	23:51:57	1994	
172	Ray Bell, 44	FL	23:27:27	1988	W4	223	Micah White, 37	CA	23:52:09	2000	
173	Jussi Hamalainen, 54	FIN	23:27:46	2000	Buffalo	224	Gordon Hardman, 38	CO	23:53:00	1989	LGR6
174	Alex Feldman, 40	ID	23:28:07	1997		225	Jack Slater, 45	CA	23:53:18	1992	
175	Gary Johnson, 38	CA	23:28:09	1991		226	Larry Harlan, 37	CA	23:53:44	1996	
176 Jennifer Johnston, 34	CA	23:28:43	1998	Ram	227	Wendell Robison, 38	WY	23:54:00	1990		
177	Willis McCarthy, 35	CA	23:29:01	1990		228	Jack Slater, 40	CA	23:54:25	1987	
178	Danny Westergaard, 31	CA	23:29:32	1990		229	Jeff Peccsar, 38	CA	23:55:15	1988	
179	Jeff Thompson, 39	CA	23:29:54	1990		230	Francisco Fabian, 50	CA	23:55:24	2001	
180	Wendell Robison, 37	WY	23:30:34	1989		231	Garry Curry, 33	CA	23:55:25	1987	
181	Jay Grobeson, 36	CA	23:30:43	1997		24:00					
182	Jussi Hamalainen, 53	CA	23:32:52	1999	Buck-8pt	232	Robert Prado, 34	CA	24:01:16	1988	
183	Scott Mills, 44	VA	23:33:07	1995		233	John Bandur, 48	WA	24:04:00	1986	
184	Dana Miller, 42	UT	23:33:24	1993		234	Stephen Harris, 45	CA	24:06:47	1999	
185	Duke Bartoo, 47	CA	23:34:02	1999		235	Caz Scislowicz, 51	CA	24:12:07	2000	
186	John Robinson, 34	OR	23:34:46	2000		236 Jennifer Henderson, 37	CA	24:28:27	1996	Ram	
187	Nate McDowell, 28	OR	23:35:29	2000		237	Martin Ramires, 34	AZ	24:28:27	1996	
188	Larry Goodman, 33	CA	23:35:48	1990		238	Adaberto Mendoza, 47	CA	24:30:01	1998	
189	Blake Wood, 38	NM	23:36:16	1996		239	Edith Bogenhuber, 47	CA	24:31:04	1991	
190 Susan Gimbel, 43	CA	23:37:05	1990	G/S Buckle	240	Gene Thibeault, 49	CA	24:32:14	1995		
191	Denis Trafecanty, 53	CA	23:37:09	1996		241	Vince Pedroia, 52	CA	24:34:09	1999	Buffalo
192	Bruce Hoff, 29	CA	23:37:15	1992		242	Bill Kee, 42	CA	24:34:17	1999	
193	Walter Allison, 35	CA	23:38:34	1990		243	Derrick Carr, 38	VA	24:34:34	1999	
194	Willis McCarthy, 42	CA	23:39:19	1997		244	Vince Pedroia, 52	CA	24:37:32	1998	
195 Eveyln Marshall, 36	CA	23:39:37	1994	Ram	245	Jorge Pacheco, 32	CA	24:39:39	2000		
196	Tom Nielsen, 35	CA	23:39:37	1994		246	David Flynt, 38	CA	24:40:48	1993	
197	Caesar Cepeda, 37	CA	23:39:41	2000		247	Vincent Balch, 41	CA	24:42:02	1997	
198	Richard Hillestad, 44	CA	23:41:00	1986		248	Dale Sutton, 47	CA	24:44:30	1987	
199	Kaname Sakurai, 34	JPN	23:41:16	1998	Ram's Head	249	George Beech, 41	CO	24:50:02	1991	
200	Kevin Lee, 32	CA	23:41:40	1996		250	Denis Trafecanty, 54	CA	24:52:48	1997	Buffalo
201	Thomas Green, 42	MD	23:43:46	1992		251	Vince Pedroia, 54	CA	24:52:59	2000	



Ben Hian, 1994



Evelyn Marshall, 1993



Suzanne Brana, 1999

Rank	Name	Home	Time	Year	Award
252	Marc Gallardo, 32	CA	24:53:52	1997	
253	Monte Mackey, 41	CA	24:55:57	1997	
254	Nick Bassett, 50	WY	24:56:49	1995	Buffalo
255	Wayne Gibbons, 31	CA	24:58:07	1990	
256	Tom Sloan, 40	CA	24:58:26	1988	
257	Greg Pirkel, 32	HI	24:59:14	2000	
258	Jeff Huff, 38	HI	24:59:15	2000	
259	Edward Boggess, 39	CO	24:59:58	1997	
25:00					
260	Perry Petschar, 41	CA	25:00:55	1995	
261	Rob McNair, 43	CA	25:02:18	1997	
262	Ed Masters, 37	UT	25:04:41	1989	
263	Elaina McMahon, 39	CA	25:05:33	1996	Cougar
264	Martha Swatt, 33	WY	25:06:00	1995	
265	Dan Barger, 29	CA	25:06:08	1994	
266	Jeff Arndt, 48	AK	25:06:30	2001	
267	Thomas Winter, 39	CA	25:08:37	1987	
268	Monte Mackey, 35	CA	25:08:54	1991	
269	Bernard Coudurier, 45	CA	25:10:38	1997	
270	Jennifer Johnston, 36	MI	25:11:24	2000	Ram
271	Peter Palmer, 44	CT	25:14:18	1997	
272	Vince Pedroia, 51	CA	25:14:36	1997	
273	Evelyn Marshall, 35	CA	25:15:09	1993	Ram
274	Donald Tucker, 32	UT	25:16:14	1989	
275	Walter Morrison, 52	CA	25:16:54	1990	
276	Peter Gagarin, 41	MA	25:19:00	1986	
277	Robert Volkenand, 57	OR	25:21:16	1988	
278	Jennifer Johnston, 37	CA	25:23:36	2001	Ram
279	Edith Bogenhuber, 46	CA	25:23:37	1990	
280	Barry Condron, 30	CA	25:23:42	1993	
281	William Ramsey, 43	CA	25:26:11	1996	
282	Patrick Stewart, 35	CA	25:31:03	1997	
283	Dennis Huffman, 44	CA	25:31:56	1993	
284	Jay Grobeson, 34	CA	25:32:46	1995	
285	David Capron, 53	CA	25:33:47	1998	
286	Larry Vandenburg, 46	WA	25:34:42	2000	
287	Jeff Arndt, 47	AK	25:34:51	2000	
288	Mike Trevino, 25	CA	25:36:37	2000	
289	Jay Grobeson, 35	CA	25:37:25	1996	
290	William Stenzel, 26	CA	25:37:31	2000	
291	Jay Grobeson, 37	CA	25:38:51	1998	LGR6
292	Curt Ringstad, 41	OR	25:42:36	1993	
293	Brandon Sybrowsky, 22	UT	25:44:42	1993	
294	Nancy Tinker, 40	CA	25:44:48	1991	
295	Juan Herrera, 32	MEX	25:45:26	2000	
296	Raymond Villeneuve, 38	CDN	25:52:30	1992	
297	Jana Gustman, 34	CA	25:55:24	2001	Cougar
298	Steve Harvey, 44	CA	25:55:31	1988	
299	Jeff Huff, 37	HI	25:56:47	1999	
300	Stephen Harris, 47	CA	25:57:06	2001	

Rank	Name	Home	Time	Year	Award
301	Jay Grobeson, 40	CA	25:57:18	2001	
302	Terry Crawford, 42	CA	25:57:25	1990	
303	Al Val Verde, 39	CA	25:58:11	1997	
304	Denis Trafecanty, 58	CA	25:58:18	2001	
26:00					
305	Tim Ball, 32	CA	26:02:04	1991	
306	John Bandur, 51	WA	26:03:20	1989	
307	Rene Casteran, 42	OR	26:03:20	1989	W4
308	Linda Elam, 45	CA	26:04:16	1991	W4
309	akabill Molmen, 54	HI	26:04:42	1998	
310	Tony Ostrom, 45	CA	26:07:56	2000	
311	Gary Ritchie, 58	CA	26:08:18	1998	
312	David Daly, 40	CA	26:08:30	2001	
313	Ted Winters, 48	CA	26:09:00	1986	
314	Deborah Askew, 41	CA	26:09:15	1999	Rhino
315	Jean-Paul Mazaud, 63	CA	26:13:02	1995	
316	akabill Molmen, 56	HI	26:14:24	2000	
317	Garry Curry, 42	CO	26:14:50	1996	
318	Jay Grobeson, 33	CA	26:15:33	1994	
319	Dave Robinson, 34	CA	26:16:19	1996	
320	Bernard Coudurier, 43	CA	26:16:33	1995	
321	Nancy Tinker, 42	CA	26:17:59	1993	
322	Edward Boggess, 41	CO	26:21:52	1999	LGR6
323	Phil Galdi, 36	CA	26:23:00	1986	
324	Nick Bassett, 52	WY	26:23:10	1997	
325	Richard Gates, 35	UT	26:24:18	1992	W4
326	Rafael Arceo, 33	CA	26:24:30	2001	
327	Jack Nosco, 30	CA	26:25:04	1992	
328	Garry Curry, 35	CA	26:25:20	1989	
329	Elaina McMahon, 38	CA	26:25:54	1995	
330	Dale Sutton, 46	CA	26:27:00	1986	
331	Francisco Fabian, 48	CA	26:28:38	1999	
332	Edward Lujan, 51	CA	26:30:09	1989	
333	Jeff Hagen, 46	CA	26:30:33	1993	
334	Kathy Britcliffe, 33	CA	26:30:55	1988	G/S Buckle
335	Kent Crites, 43	CA	26:31:13	1994	
336	Russell Moore, 49	CA	26:33:13	1988	
337	Gabriel Flores, 28	CA	26:33:38	1994	
338	Vince Pedroia, 48	CA	26:33:41	1994	
339	Jack Nosco, 33	CA	26:33:51	1995	
340	Jeffrey Robbins, 46	CA	26:34:57	1998	
341	Larry Webster, 56	WA	26:35:55	1989	
342	Barbara Frye-Krier, 47	FL	26:38:06	2001	W4, Rhino
343	Bobby Keogh, 57	NM	26:38:06	2001	
344	Leslie Vitale, 42	CA	26:39:08	1995	
345	Diane Ridgeway, 47	CO	26:40:35	1996	Rhino
346	Moe Beaulieu, 46	CA	26:40:46	1990	
347	Bill Lee, 40	CO	26:41:50	1989	
348	Milan Furin, 45	SVK	26:42:22	1995	Ram's Head
349	Jerry Blinn, 42	CA	26:43:27	1989	



Gabriel Flores & son Gabriel, 1998



Joe Schlereth, 1994



Carlos Banderas, 1997 Buck


Rank	Name	Home	Time	Year	Award	Rank	Name	Home	Time	Year	Award
350	Duke Bartoo, 45	CA	26:43:41	1997		399	Ofelia Bermudez, 40	CA	27:21:27	1996	
351	Joseph Franko, 46	CA	26:44:34	1992		400	Dennis Huffman, 43	CA	27:21:40	1992	
352	Gary Henslee, 45	CA	26:45:17	1996		401	Richard Buck, 43	CA	27:22:25	1989	
353	Francisco Fabian, 49	CA	26:45:27	2000		402	Susan Gimbel, 41	CA	27:22:27	1988	
354	William Ramsey, 48	CA	26:46:29	1999		403	Vince Pedroia, 49	CA	27:22:40	1995	
355	Jim Musselman, 39	GA	26:46:29	1999	LGR6	404	Joanne Urioste, 43	NV	27:22:40	1995	Rhino
356	Byron Melendy, 47	CA	26:46:30	1990		405	Rick Kelley, 46	AZ	27:22:45	1996	
357	Larry Castano, 37	CA	26:46:52	1990		406	Larry Castano, 38	CA	27:23:38	1991	
358	Jack Slater, 46	CA	26:47:30	1993		407	Eric Hodges, 51	CA	27:24:36	2000	W4
359	Steve Harvey, 42	CA	26:48:00	1986		408	Paul Bonnett-Castillo, 38	AZ	27:24:48	1999	
360	Bob Ulloa, 47	CA	26:48:33	1996		409	Jerry Little, 30	CO	27:24:50	1998	
361	Stephen Harris, 46	CA	26:48:40	2000		410	Jonathan Kimura, 21	CA	27:25:30	2001	
362	Pamela Reed, 34	AZ	26:49:48	1995		411	David Turner, 33	CA	27:25:31	1994	
363	Rob Byrne, 43	CA	26:54:06	2001		412	John Peacock, 51	NV	27:26:00	1989	
364	Fred Vance, 43	CA	26:54:20	1995		413	Chuck Eidenschink, 36	OR	27:27:45	1989	
365	Jack Slater, 47	CA	26:55:46	1994		414	Wayne Christopherson, 41	MI	27:28:13	1989	
366	David Capron, 52	CA	26:56:13	1997		415	John McComish, 51	CA	27:29:25	1988	
367	Joseph Franko, 47	CA	26:56:38	1993		416	Randy Rhodes, 44	CO	27:30:50	1994	
368	Byron Melendy, 53	CA	26:56:41	1994		417	Michael LeFebvre, 33	CA	27:31:36	1993	
369	Randy Calvert, 44	NV	26:58:38	1997		418	Paul Garnett, 38	CA	27:32:00	1986	
370	Willis McCarthy, 33	CA	26:59:31	1988		419	Gill Cornell, 42	CA	27:32:42	1992	
27:00											
371	Dean Dobbertein, 24	CA	27:00:47	1999		420	William Ramsey, 47	CA	27:32:59	2000	
372	Lance Goss, 45	CA	27:01:10	1990		421	Thomas Knutson, 50	MN	27:33:00	2000	
373	Robert DeVelice, 46	AK	27:01:55	2000		422	Al Solish, 36	CA	27:33:00	1986	
374	Jeff Mailloux, 32	ID	27:04:04	1992		423	Joe Clapper, 38	VA	27:34:28	1997	
375	Suzanne Brana, 40	CA	27:04:20	1998	Cougar	424	Cindie Grunt, 41	OR	27:35:49	1991	
376	Garry Curry, 40	CO	27:04:34	1994		425	Danny Westergaard, 35	CA	27:36:03	1994	
377	Jeffrey Robbins, 45	CA	27:05:32	1997		426	Ed Furtaw, 43	NV	27:38:52	1991	
378	Luis Escobar, 34	CA	27:06:29	1997		427	Monica Scholz, 33	CAN	27:39:06	2000	Cougar
379	Duke Bartoo, 48	CA	27:07:06	2000		428	Perry Petschar, 39	CA	27:40:04	1993	
380	Bob Ulloa, 51	CA	27:07:07	2000		429	Jeff Stevenson, 48	CA	27:40:21	1994	
381	Nancy Tinker, 35	CA	27:09:17	1989		430	Rafael Arceo, 31	CA	27:40:37	1999	
382	Devin Corcoran, 34	CA	27:09:36	2001		431	Robert Robak, 45	CA	27:41:17	1997	
383	David Cepoi, 27	CA	27:12:18	1992		432	Michael Dimkich, 33	CA	27:42:12	2001	
384	Jack Nosco, 29	CA	27:13:04	1991		433	John McComish, 50	CA	27:43:12	1987	
385	Paul Braun, 34	CA	27:13:45	1996		434	Monica Scholz, 34	CAN	27:43:24	2001	
386	Jack Nosco, 38	CA	27:14:06	2000		435	Marc Reynolds, 42	CA	27:43:55	1990	
387	Larry Gassan, 38	CA	27:14:20	1993		436	Ted Winter,	CA	27:44:08	1987	
388	Wendell Robison, 36	WY	27:15:07	1988	LGR5	437	Michael Martin, 41	CA	27:44:32	1989	
389	Elaina McMahon, 37	CA	27:15:48	1994		438	John Mark, 40	CA	27:44:40	1992	
390	Vince Pedroia, 55	CA	27:16:06	2001		439	Joanie Mork, 38	CA	27:44:40	1992	
391	Hal Chiasson, 58	CA	27:16:12	2001		440	Kathy Welch, 39	CA	27:44:40	1992	
392	Ivan Buzik, 56	CA	27:16:47	2000		441	David Pirogowicz, 44	CA	27:45:46	1996	
393	Mark Samuelson, 39	CA	27:18:05	1992		442	Howard MacNair,	CA	27:45:55	1987	
394	James Furnish, 50	CA	27:18:30	1992		443	Arthur Moore, 57	OH	27:46:17	1994	
395	Raymond Greenlaw, 39	GA	27:18:41	2000		444	Stephen Fukumoto, 37	CA	27:47:01	1987	
396	Gene Joseph, 41	AZ	27:20:51	1993		445	Justin Soares, 21	OR	27:47:29	2000	
397	Milt Scholl, 30	OR	27:20:51	1987		446	Frank Ives, 49	CA	27:47:29	1991	
398	Kevin Lee, 36	CA	27:21:19	2000		447	Thomas Knutson, 49	MN	27:47:43	1999	W4
						448	Clem LaCava, 52	OR	27:48:14	2000	



Joanne Urioste, 1995 Rhino Award



Hans Put, 1998 Horse Award



Cirildo Gonzalez, 1998 Ram

Rank	Name	Home	Time	Year	Award
449	Lyman Perry, 33	HI	27:48:27	2000	
450	Burgess Harmer, 49	NV	27:48:53	1991	W4, LGR5
451	Richard Hayes, 49	CA	27:49:16	2000	
452	Elaina McMahon, 41	CA	27:50:39	1998	Rhino
453	Jim Orr,	CA	27:50:41	1987	
454	akabill Molmen, 55	HI	27:53:17	1999	
455	Jacqueline Odre, 31	HI	27:53:17	1999	
456	Tom Magram, 38	CA	27:54:00	1986	
457	Jack Resh, 55	CA	27:54:00	1986	
458	Dennis Werth, 49	CO	27:54:21	1991	
459	Chris Cole, 27	CA	27:54:57	1990	
460	Steve McCormick, 46	CA	27:55:55	1990	
461	Tom Waddell, 48	CA	27:56:07	1994	
462	Randy Isler, 41	NM	27:56:37	1998	
463	Richard Gates, 32	UT	27:57:14	1989	
464	Toni Stermolle, 39	CA	27:58:11	1991	
465	Dan Barger, 21	CA	27:59:00	1986	
466	Garry Curry, 32	CA	27:59:00	1986	
467	Burgess Harmer, 48	NV	27:59:08	1990	W4
468	Scott Willis, 29	CA	27:59:15	1991	
469	Michael Suter, 50	CA	27:59:22	1997	

28:00

470	Marc Andrieux, 45	FRA	28:00:30	2001	
471	Karl Jensen, 51	CAN	28:01:46	1999	LGR6
472	Robert Robak, 39	CA	28:02:12	1991	
473	Jason Hodde, 26	IN	28:02:33	1996	
474	William Ramsey, 48	CA	28:04:18	2001	
475	Bob Cowdrey, 50	CA	28:04:42	1994	
476	Wendell Robison, 43	WY	28:05:02	1995	
477	Garry Curry, 37	CO	28:05:05	1991	
478	Robert Pike,	CA	28:05:47	1987	
479	Whit Rambach, 31	CA	28:06:34	1998	
480	Joanne Urioste, 46	NV	28:06:51	1994	
481	Stephen Fukumoto, 38	CA	28:07:01	1988	
482	Ken Macleod, 41	CDN	28:07:41	1992	
483	Milt Scholl, 32	OR	28:08:05	1989	
484	Lee Kern, 36	MT	28:09:07	1993	
485	Paul Schmidt, 41	CA	28:09:08	1993	
486	Lou Martin, 39	CA	28:09:33	1991	
487	Loren Fitzwater, 40	CA	28:09:40	1995	
488	Seth Roberts, 44	MA	28:10:20	1996	
489	Gary Wang, 27	CA	28:10:20	1995	
490	Hiroe Sakurai, 35	JPN	28:10:37	2000	
491	Paul Akiyama, 51	NV	28:10:56	1995	
492	Maureen McGrath, 36	CA	28:11:31	1998	
493	Eric Robinson, 28	CA	28:12:36	1996	
494	Milton Scholl, 40	OR	28:13:04	1997	
495	Elaina McMahon, 36	CA	28:13:58	1993	
496	Doug Woods, 45	CA	28:14:30	1989	
497	Eric Hodges, 49	CA	28:14:52	1998	

Rank	Name	Home	Time	Year	Award
498	Hal Chiasson, 55	CA	28:17:00	1998	
499	Christine Gibbons, 33	NJ	28:17:25	1995	
500	Wayne Gibbons, 36	NJ	28:17:25	1995	
501	Joe Livak, 51	NV	28:17:42	1992	
502	Jeffery LaMora, 26	UT	28:17:57	1999	
503	Steve McRae, 41	CA	28:18:13	1992	
504	Kent Holder, 49	CA	28:18:36	1988	
505	Hal Chiasson, 57	CA	28:19:00	2000	
506	Lisa Conover, 43	WI	28:20:12	2001	
507	Jeff Pettigrew, 42	CA	28:20:24	1996	
508	Chris Scott, 47	CA	28:20:24	1996	
509	Dick Collins, 56	CA	28:21:18	1989	
510	Anne Langstaff, 36	CA	28:21:43	1997	Cougar
511	Tonya Mauldin, 46	CA	28:22:54	1993	
512	Jeff Bender, 32	CA	28:23:22	1994	
513	Maggie Anderson, 43	NZ	28:23:27	1995	
514	Jack Nosco, 38	CA	28:23:46	1990	
515	Edith Bogenhuber, 48	CA	28:24:05	1992	
516	Dick Collins, 57	CA	28:24:34	1990	W4
517	Catherine Mather, 42	CAN	28:25:00	2000	Rhino
518	Fred Dimmick, 39	NY	28:25:23	1996	
519	Carlos Diaz, 45	CA	28:25:36	2001	
520	John Peacock, 55	NV	28:26:42	1993	
521	Burgess Harmer, 50	NV	28:26:45	1992	W4, LGR5
522	Richard Vander Stucken, 55	CA	28:27:23	1994	
523	Barry Condron, 29	CA	28:27:47	1992	
524	Michael McDonald, 54	CA	28:28:25	1998	
525	Leland Kern, 41	MT	28:28:45	1998	
526	Fred Vance, 39	CO	28:28:47	1991	
527	Greg Pirkel, 33	HI	28:29:07	2001	
528	Matt Palocsay, 23	CA	28:30:19	2000	
529	Richard Tufts, 43	CA	28:30:24	1987	
530	Howard Cohen, 42	CA	28:31:02	2000	
531	Diane Eastman, 45	CA	28:31:04	1987	
532	Eric Kajiwaru, 49	CA	28:31:13	1996	
533	Lee Freeman, 48	CA	28:32:02	1991	
534	Jose Wilkie, 33	KY	28:33:20	1996	
535	Carl Jess, 41	NM	28:33:21	2000	
536	Richard Buck, 42	CA	28:33:43	1988	
537	William Ramsey, 45	CA	28:34:43	1998	
538	Pete Sercel, 25	CA	28:34:55	1991	
539	Dave Olney, 46	CA	28:34:57	1988	
540	Phil Royalty, 27	NV	28:35:19	1996	
541	Denny Hagele, 44	CA	28:36:37	1988	LGR5
542	Nancy March, 47	CA	28:37:12	1994	
543	Wendell Robison, 42	WY	28:37:12	1994	
544	Jeff Thompson, 38	CA	28:38:08	1989	
545	Larry Fambrough, 52	CA	28:38:52	1997	
546	Fred Vance, 44	CA	28:39:00	1996	
547	John Radich, 35	CA	28:39:31	1988	



Dixie Madsen, 1997



Dave Turner & pacer Erin Moran, 1994



Jennifer Johnston, 1999

Rank	Name	Home	Time	Year	Award
548	Paul Rork, 45	CA	28:40:54	1992	
549	Jack Perrodin, 59	CA	28:41:08	1988	
550	Richard Adams, 52	CA	28:41:57	1995	
551	Lorraine Gersitz, 37	CA	28:42:22	1991	
552	Mark Hartinger, 42	WA	28:42:47	1999	
553	Maureen McGrath, 31	CA	28:45:18	1993	
554	Rick Kelley, 49	AZ	28:45:54	1999	
555	Joseph Franko, 43	CA	28:46:35	1989	
556	Mike Palmer, 43	CA	28:46:39	1996	
557	Joe Magruder, 46	CA	28:46:43	1992	
558	Duke Bartoo, 44	CA	28:48:26	1996	
559	Jeff Bender, 31	CA	28:48:35	1993	
560	Michael Soltesz, 41	CA	28:48:40	1997	
561	Hans-Dieter Weisshaar, 59	GER	28:48:55	1999	Ram's Head
562	Mick Donoff, 52	CD	28:48:56	1996	
563	Mario Flores, 41	CA	28:49:01	1991	
564	Robert Adjemian, 46	CA	28:49:28	1993	
565	Jeff Parker, 32	NV	28:49:33	1991	
566	Fenton Cross, 53	CA	28:49:41	1997	
567	Gary Zicker, 46	NV	28:50:02	1997	
568	Lee Muchow, 46	CA	28:50:02	1986	
569	Wendell Robison, 39	WY	28:51:24	1991	LGR5
570	Garry Curry, 41	CO	28:51:47	1995	Eagle
571	Bozena Maslanka, 30	CA	28:51:56	1997	
572	Garry Curry, 43	CO	28:52:12	1997	
573	Mario Flores, 40	CA	28:52:12	1990	
574	Bruce Mauldin, 46	CA	28:52:20	1994	
575	Ray Hermanson, 45	CA	28:52:38	1988	
576	Ron Lowy, 43	CA	28:54:00	1986	
577	Todd Leigh, 48	CA	28:54:07	1990	
578	James Pepin, 37	CA	28:55:00	1986	
579	Janine Duplessis, 45	WA	28:55:16	1999	LGR6
580	Eric Hodges, 48	CA	28:56:48	1997	
581	Greg Klein, 39	CA	28:57:05	1993	
582	James Rapp, 38	NV	28:57:34	1995	
583	Dave Olney, 48	CA	28:59:06	1990	
584	Bert Meyer, 44	CT	28:59:11	1989	
585	Fred Zalokar, 29	NV	28:59:14	1989	
586	Ryochi Morita, 47	CA	28:59:21	1990	
587	Michael Andress, 43	CA	28:59:56	1989	

29:00

588	Jim U'Ren, 35	CA	29:00:22	1988	
589	William Ramsey, 42	CA	29:01:56	1995	
590	Doug McKeever, 46	WA	29:02:13	1993	
591	Jim Glinn, 47	CA	29:02:23	1991	
592	Garry Curry, 45	CO	29:03:19	1999	
593	Eric Kajiwara, 51	CA	29:03:22	1998	
594	Maria Calvert, 38	CA	29:04:27	1998	
595	Jeff Pettigrew, 32	CA	29:05:18	1995	
596	Dale Sutton, 56	CA	29:05:24	1995	

Rank	Name	Home	Time	Year	Award
597	Barbara Ann Elia, 50	CA	29:06:14	1995	Buffalo
598	Jeff Arndt, 46	AK	29:06:33	1999	
599	Robert Develice, 45	AK	29:06:33	1999	
600	Robert Robak, 47	CA	29:06:59	1999	
601	akabill Molman, 57	HI	29:07:00	2001	
602	Kristina Irvin, 40	CA	29:08:23	1998	
603	Lee Schmidt, 55	CA	29:09:30	1994	
604	Robert Thomas, 37	CA	29:10:35	1993	
605	Perry Petschar, 40	CA	29:10:42	1994	
606	Bob Ulloa, 45	CA	29:10:42	1994	
607	Larry Gassan, 36	CA	29:10:44	1991	
608	Lisa Deaton, 43	CA	29:10:46	1996	
609	John Surdyk,	IL	29:10:51	1987	
610	Rick Kelley, 47	AZ	29:11:00	1997	
611	Ferdinand deSouza, 36	UT	29:11:11	1989	
612	Todd Zaayer, 26	CA	29:11:11	1988	
613	Jurgen Teichert, 32	GER	29:11:18	2000	
614	Michael Suter, 48	CA	29:11:44	1995	
615	Todd Leigh, 44	CA	29:12:00	1986	
616	Richard Lawrence, 35	CA	29:13:11	1997	
617	Kaoru Takahashi, 32	NY	29:13:13	1999	
618	David Capron, 51	CA	29:14:03	1996	
619	Duke Bartoo, 46	CA	29:14:06	1998	
620	Scott Sullivan, 42	CA	29:14:12	2001	
621	Sheila Hasham, 44	CA	29:15:00	1986	
622	David Hardin, 31	CA	29:15:32	1997	
623	David Jones, 29	CA	29:15:33	1997	
624	Paul Akiyama, 50	NV	29:15:43	1994	W4
625	Burgess Harmer, 52	NV	29:16:50	1994	LGR6
626	Dixie Madsen, 60	CA	29:18:01	1997	Rhino
627	Stan Jensen, 46	CA	29:19:09	1999	W4,LGR6
628	Fred Dimmick, 38	NY	29:19:19	1995	
629	Fenton Cross, 56	CA	29:19:27	2000	
630	Dick Tufts, 45	CA	29:19:35	1989	
631	Fernand Michaud, 54	NV	29:20:19	1997	
632	Michael Thomas, 35	CO	29:21:40	1997	
633	Tracy Thomas, 39	CA	29:21:57	2000	
634	Karyn Kroljic, 33	CA	29:22:00	1992	
635	Wendell Robison, 40	WY	29:22:00	1992	
636	Ronni Ross-Wilde, 36	CA	29:23:58	1996	
637	Bob Givens, 45	TX	29:24:33	1989	
638	Scott Willis, 33	CA	29:24:38	1995	
639	Gary Ritchie, 54	CA	29:25:10	1994	
640	George Velasco, 43	CA	29:25:52	1996	
641	Don Williams, 34	AZ	29:26:26	1999	
642	Cindie Grunt, 44	OR	29:27:15	1994	LGR6
643	Bud Phillips, 49	CO	29:28:16	1996	
644	Michael Thomas, 33	CO	29:28:54	1995	
645	Steve Kohler,	CA	29:29:12	1987	
646	Ray Hermanson, 47	CAN	29:29:13	1990	



Fred Shufflebarger & Hal Winton, 1994



Bruce Hoff, 1995




Louis Paciello, 2000

Rank	Name	Home	Time	Year	Award
647	Jim Whaley, 41	CA	29:30:10	1988	
648	Terry Cammack, 45	CA	29:30:16	1991	
649	Blakely Hume, 24	NV	29:30:27	1998	
650	Josef Luptowicz, 46	CA	29:30:30	1990	
651	Vince Pedroia, 50	CA	29:31:10	1996	
652	Paul Walczak, 40	NC	29:31:10	1996	
653	Doug Taylor, 47	NJ	29:31:34	1990	
654	Phil Royalty, 23	CA	29:31:36	1992	
655	Ken Greco, 34	AZ	29:32:12	2001	
656	Garry Curry, 39	CO	29:33:15	1993	
657	Ed Humphrey,	CA	29:33:35	1987	
658	Gary Ruttenberg, 39	CA	29:33:35	1987	
659	Paul Akiyama, 49	CA	29:33:42	1993	
660	Ivan Buzik, 55	CA	29:34:17	1999	
661	Danny Westergaard, 36	CA	29:35:17	1995	
662	Sharlene Cadwallader, 50	CA	29:35:19	1999	Buffalo
663	Paul Schmidt, 39	CA	29:35:25	1991	
664	Jeff Stevenson, 50	CA	29:35:45	1996	
665	Richard Hayes, 50	CA	29:36:18	2001	
666	Richard Lawrence, 33	CA	29:36:42	1995	
667	John Quinn, 35	CA	29:37:01	1996	
668	Richard Bellante, 36	CA	29:37:17	1988	
669	Rose Ehman, 34	CA	29:37:26	1993	
670	Marc Sager, 43	CA	29:37:35	1996	
671	Glen Jaques, 47	BC	29:38:25	1989	
672	Dennis Coffee, 38	CA	29:39:00	1986	
673	Austin Weiss, 30	CO	29:39:04	1993	
674	Susan Baehre, 42	VA	29:39:18	2001	
675	Wendell Robison, 44	WY	29:39:27	1996	
676	Joanne Urioste, 44	NV	29:39:27	1996	
677	William Gilli, 32	AR	29:39:44	1989	
678	George Velasco, 41	CA	29:40:04	1994	
679	Richard Hayes, 48	CA	29:40:07	1999	
680	Mark Carter, 25	AZ	29:40:27	1999	
681	Jay Grobeson, 32	CA	29:41:06	1993	
682	Mike Malinin, 33	CA	29:41:18	2001	
683	Jeffrey Johnson, 24	UT	29:41:44	1994	
684	Fernand Michaud, 53	NV	29:41:50	1996	
685	Gene Joseph, 46	AZ	29:42:34	1998	
686	Norm Albert, 31	CA	29:42:53	1988	
687	Scott Willis, 27	CA	29:43:16	1989	
688	Douglas Spencer, 36	CA	29:43:52	1994	
689	John Radich, 32	CA	29:44:00	1986	
690	Marc Sager, 41	CA	29:44:04	1994	
691	Dixie Madsen, 54	CA	29:44:20	1991	
692	Howie Stern, 31	CA	29:46:24	2001	
693	John Holmes, 55	FL	29:46:32	1997	
694	Jay Norman, 59	TX	29:46:32	1997	
695	Damon Roy Collier, 30	CA	29:47:00	1996	
696	Laura Spaeth, 28	CA	29:47:24	1990	

Rank	Name	Home	Time	Year	Award
697	Ed Ayres, 48	CT	29:48:32	1990	
698	Bob Beach, 42	CA	29:49:00	1986	
699	Jerry Lile, 42	CA	29:49:06	2001	
700	Richard Senelly, 46	HI	29:49:16	1990	
701	Tom James, 51	CA	29:49:56	1995	
702	Glen Williams, 28	CA	29:50:37	1989	
703	Jack Perrodin, 61	CA	29:50:39	1990	
704	Ruben Cantu, 53	CA	29:50:55	1996	
705	Hap Arnold, 52	CA	29:51:00	1986	
706	Kathy Berry, 41	CA	29:51:24	1991	
707	Todd Leigh, 50	CA	29:51:25	1992	
708	Paul Akiyama, 53	NV	29:51:26	1997	
709	Douglas Wilde, 39	CA	29:51:56	1992	
710	Hans-Dieter Weisshaar, 60	GER	29:53:37	2000	W4,LGR6
711	Phil Wright, 46	CA	29:54:19	1990	
712	Steve McRae, 43	CA	29:54:42	1994	
713	Richard Tufts, 42	CA	29:55:00	1986	
714	Eb Englemann, 51	OR	29:55:08	1993	
715	Lee Schmidt, 53	CA	29:55:08	1992	
716	Josef Luptowitz, 48	CA	29:55:08	1991	
717	Robert Tuller, 35	NY	29:55:36	1999	W4,LGR6
718	Karl Jensen, 51	CAN	29:55:52	2000	
719	Kevin Sayers, 41	MD	29:55:53	2000	
720	John Radich, 41	CA	29:55:58	1996	
721	Mark Olson, 50	CA	29:56:01	1997	
722	Michael Peralez, 34	CA	29:56:01	1997	
723	Norm Albert, 40	CA	29:56:36	1997	
724	Eric Robinson, 29	CA	29:57:04	1997	
725	Paul Schmidt, 38	CA	29:57:35	1990	
726	Gary Wright, 43	WA	29:57:37	1994	
727	Eric Edmunds,	CA	29:57:49	1987	
728	Jim Longwith, 52	CA	29:58:00	1998	
729	Elaina McMahon, 35	CA	29:58:05	1992	
730	Russ Gamble, 44	CA	29:58:08	1990	
731	Scott Diamond, 39	OR	29:59:04	2000	
732	Fenton Cross, 57	CA	29:59:06	2001	
733	Nick Klaich, 46	NV	29:59:24	1991	W4
734	Herb Tanimoto, 45	CA	29:59:34	1994	
30:00					
735	John Greer, 37	AZ	30:00:31	1996	
736	Winston Mitchell, 48	CA	30:01:44	1997	
737	Thomas O'Neal, 42	CA	30:02:08	1987	
738	Mike Palmer, 44	CA	30:02:11	1997	
739	Joan Szarfinski, 53	CA	30:04:00	1992	
740	Ernie Baker, 49	CA	30:04:00	1986	
741	John Canby, 22	CA	30:04:18	1996	
742	Clark Hall, 49	VA	30:04:30	1998	
743	Catra Corbett, 35	CA	30:06:03	2000	
744	Rick Cooper, 41	MT	30:06:42	1999	
745	Hartmut Rutzen, 59	GER	30:06:45	2000	



Barbara Elia, 1997



Doug Spencer, 1995 Last Great Race Finisher



Hiroe Sakurai, 1998 Sportsman of the Year


Rank	Name	Home	Time	Year	Award	Rank	Name	Home	Time	Year	Award
746	Cindie Grunt, 43	OR	30:07:53	1993		796	Debra Melvin, 45	CA	30:32:27	1999	
747	Bill Antholine, 28	AZ	30:08:20	1997		797	Eric Kajiwara, 48	CA	30:32:32	1995	
748	Lisa Conover, 40	WI	30:09:56	1998		798	Frank Pitts, 61	CA	30:32:35	1992	
749	Jeff Pettigrew, 35	CA	30:09:56	1998		799	Lisa Allen, 33	CO	30:32:49	1997	
750	Herman Cohen, 53	CA	30:09:59	1992		800	Marc Sager, 39	CA	30:33:00	1992	
751	Mark Olson, 48	CA	30:10:10	1995		801	Lee Freeman, 43	CA	30:33:00	1986	
752	Roger Weingaertner, 50	CA	30:10:56	1997		802	Allan Kaplan, 40	CA	30:33:27	1995	
753	Rico Ramirez, 49	CA	30:12:21	1993		803	Richard Schuler, 36	NJ	30:34:16	1996	
754	Hal Winton, 61	CA	30:12:32	1992	W4, LGR5	804	Tim Potter, 46	MN	30:35:05	2000	
755	Phil Wright, 47	CA	30:13:33	1991		805	Mary Kathleen Barry, 40	CA	30:35:14	1999	
756	Garry Curry, 36	CO	30:13:50	1990		806	Mark Chamley, 42	CA	30:35:31	1995	
757	Conn Day, 31	CO	30:13:50	1990		807	Jacqueline Odre, 30	HI	30:35:35	1998	
758	Donald Werth, 47	CO	30:15:48	1989		808	Robert Loyer, 51	CA	30:36:04	1989	
759	Darrell Holm, 38	CA	30:16:00	1999		809	Bob Ulloa, 48	CA	30:36:26	1997	
760	Karl Schick, 32	CA	30:16:46	1989		810	Mike Rouse, 45	CA	30:37:00	1998	
761	Frank Pitts, 62	CA	30:16:54	1993		811	John Metz, 48	CA	30:37:30	1991	
762	Ron Cunningham, 50	OR	30:17:08	1998		812	Alan Cohn, 42	CO	30:38:14	1997	
763	John Marshall, 53	CA	30:17:20	1990		813	Scott Willis, 30	CA	30:38:37	1992	
764	Richard Gillespie, 50	CA	30:17:26	1996		814	Dave Damas, 43	CA	30:38:41	1991	
765	Mark Kahler, 37	CA	30:17:26	1996		815	Jose Wilkie, 30	KY	30:38:57	1993	
766	John Spykerman, 30	CA	30:17:41	1995		816	Anstr Davidson, 49	VA	30:39:00	1994	
767	Victoria Huffman, 37	CA	30:17:43	1990		817	Garry Curry, 47	CO	30:39:06	2001	
768	Fenton Cross, 54	CA	30:18:59	1998		818	Eugene Trahern, 36	WA	30:39:50	1999	
769	Matthew Moore, 43	CA	30:19:30	1999		819	Roland Martin, 39	NE	30:40:11	1988	W4
770	James Hamilton, 54	CA	30:20:07	1997		820	Mark McKinney, 32	CA	30:40:22	2000	
771	Richard Fisher, 48	NV	30:20:17	1997		821	John Spykerman, 35	CA	30:40:37	2000	
772	Dan Dempster, 48	CA	30:22:45	1995		822	Kent Goetz, 34	CA	30:41:31	1994	
773	Wendell Robison, 41	WY	30:23:50	1993		823	Joe Magruder, 48	CA	30:42:06	1994	
774	Bud Phillips, 48	CA	30:24:19	1995		824	Jeffrey Tincher, 37	IN	30:42:07	1993	
775	Stan Jensen, 42	CA	30:24:31	1995		825	John Ingro, 57	CA	30:42:07	1991	
776	Fernand Michaud, 57	NV	30:24:36	2000		826	Dennis Coffee, 39	CA	30:42:48	1987	
777	Tom Gallagher, 43	NV	30:24:37	2000		827	Max Hooper, 43	AR	30:42:51	1989	
778	R. C. Pruitt, 42	CA	30:24:43	1994		828	Lauren Cepeda, 33	CA	30:42:58	1998	
779	Will Uher, 53	CA	30:26:09	1999		829	Jay Anderson, 44	CA	30:43:09	2000	
780	Gordon Hubbard, 53	CA	30:26:53	1989		830	Michael Kogutek, 49	CA	30:43:47	1998	
781	Mike Palmer, 45	CA	30:27:09	1998		831	David Saine, 47	CA	30:44:20	1996	
782	Scott Rozic, 27	CA	30:27:22	2000		832	Frederick Stafford, 39	WA	30:44:20	1996	
783	Dixie Madsen, 53	CA	30:28:00	1990		833	Bill Harns, 49	CA	30:45:06	1995	
784	Bozena Maslanka, 31	CA	30:28:01	1998		834	Dave Remington, 54	CA	30:45:06	1995	
785	Saralie Liner-Jigamian, 36	CA	30:28:26	1989		835	Robert Adjemian, 40	CA	30:45:51	1987	
786	Judy Palmer, 32	CA	30:28:26	1989		836	Gary Dudley, 44	CA	30:45:57	1997	
787	Ferdinand deSouza, 35	UT	30:28:45	1988		837	Rob Volkenand, 58	OR	30:46:38	1989	W4
788	Peter Penland, 43	CA	30:28:50	1999		838	Steve Harvey, 46	CA	30:46:46	1990	
789	Jose Wilkie, 36	KY	30:29:44	1999		839	Ruben Cantu, 54	CA	30:46:52	1997	
790	Dan Dempster, 47	CA	30:30:08	1994		840	Max Welker, 50	WA	30:47:28	1992	
791	Bill Dickey, 53	CA	30:30:21	1992		841	Roger Dike, 63	AK	30:47:48	1990	
792	Robert Adjemian, 45	CA	30:30:45	1992		842	Garry Curry, 38	CO	30:48:01	1992	
793	Rick Kelley, 50	AZ	30:31:23	2000		843	Stephen Simmons, 22	WV	30:48:39	1998	
794	Garry Curry, 46	CO	30:31:23	2000		844	Richard Buck, 45	CA	30:49:23	1991	
795	Robert Carswell, 38	CDN	30:32:01	1994		845	Robert Tavernini, 33	TX	30:49:39	2000	W4,LGR6



Lauren Cepeda, 1998



Elena Sherman, 1998



Jim O'Brien with Larry Gassan, 1996.

Rank	Name	Home	Time	Year	Award
846	Robert Tuller, 31	NY	30:50:36	1995	
847	Gordon Hubbard, 48	CA	30:51:43	1987	
848	John Spykerman, 32	CA	30:52:13	1997	
849	Brick Robbins, 32	CA	30:52:39	1991	JMT
850	Earl Preeper, 39	CAN	30:52:44	1996	
851	Marc Greenberg, 39	WA	30:52:44	1990	
852	Kevin O'Grady, 31	OH	30:52:50	1990	
853	Phil Royalty, 31	NV	30:53:22	2000	
854	James Hamilton, 56	CA	30:53:29	1999	
855	Scott Willis, 28	CA	30:53:57	1990	
856	Gordon Hubbard, 49	CA	30:53:58	1988	
857	John Liebeskind, 40	OR	30:54:12	2001	
858	Ken Ward, 44	OR	30:54:12	2001	
859	Cynthia Heaton,	CA	30:54:13	1987	
860	Chris Cole, 29	CA	30:54:39	1992	W4
861	Kathy Hamilton, 46	CA	30:54:46	1996	
862	Joan Risse, 47	CA	30:54:46	1996	
863	Tom Rowe, 44	MT	30:55:17	1992	
864	Duke Bartoo, 43	CA	30:55:19	1995	
865	Hiroe Sakurai, 33	JPN	30:56:06	1998	Ram's Head
866	Michael Turon, 51	CA	30:56:24	1998	
867	Dixie Madsen, 56	CA	30:56:28	1993	
868	Mike Hamilton, 43	WA	30:57:11	1996	
869	Matthias Schoeck, 30	CA	30:58:10	2000	
870	Sandy Israel, 47	CA	30:58:35	1994	
871	Bob Ulloa, 50	CA	30:58:58	1999	
872	Carl Yates, 67	CA	30:59:08	1994	
873	Jim Miller, 44	CA	30:59:55	1990	

31:00

874	Richard Fisher, 47	NV	31:02:58	1996	
875	Michael Turon, 52	CA	31:03:00	1999	
876	Thomas Nyce, 41	AZ	31:03:39	2000	
877	Tim Sheedy, 51	CA	31:04:08	2000	
878	Brooks Wade, 51	AK	31:04:46	1996	
879	Jeff Stevenson, 49	CA	31:04:48	1995	
880	Sandee Miller, 44	CO	31:05:00	1997	
881	Gary Wright, 39	WA	31:05:01	1990	
882	Leland Kern, 39	MT	31:05:09	1996	
883	John Spykerman, 36	CA	31:05:24	2001	
884	David Spaulding, 36	HI	31:05:40	1990	
885	Bob Moses, 40	CA	31:06:00	1986	
886	Richard Adams, 51	CA	31:06:52	1994	
887	Jim Magill, 50	CA	31:07:03	1996	W4,LGR6
888	Mark Chamley, 39	CA	31:07:29	1992	
889	Bill Harns, 45	CA	31:07:50	1991	
890	Bob Moses, 45	CA	31:07:50	1991	
891	Eric Kajiwara, 54	CA	31:08:18	2001	
892	Doug Greener, 35	CA	31:08:50	1998	
893	John Hopkins, 47	CA	31:09:47	1992	
894	Todd Leigh, 49	CA	31:10:07	1991	

Rank	Name	Home	Time	Year	Award
895	Phil Wright, 48	CA	31:11:03	1992	
896	Bill Gebbie, 46	CA	31:11:09	1989	
897	Michael Gleman, 48	FL	31:11:44	1996	
898	Gary Wright, 44	WA	31:11:57	1995	
899	Suzi Thibeault, 42	CA	31:12:28	1989	W4
900	Frank Pitts, 60	CA	31:12:30	1991	
901	Renne Gardner, 38	CA	31:13:17	1996	
902	Hiromi Hatta, 35	JPN	31:13:17	1996	Ram's Head
903	Katsuyuki Hatta, 32	JPN	31:13:17	1996	Ram's Head
904	Scott Sullivan, 40	CA	31:13:32	1999	
905	Conrad Daniel, 52	CA	31:14:05	2000	
906	Scott Parker, 37	AL	31:14:06	2001	
907	Bob Szekeresh, 46	CA	31:14:14	1993	
908	Marty Coffey, 41	CA	31:15:36	1991	
909	Lou Peyton, 45	AR	31:15:36	1989	W4
910	Victoria DeVita, 47	CA	31:16:01	2000	
911	Paul Stofko, 24	AZ	31:16:16	2000	
912	Bozena Maslanka, 32	CA	31:17:12	1999	
913	Floyd Whiting, 51	NV	31:17:13	1992	W4, LGR5
914	Richard Buck, 41	CA	31:17:21	1987	
915	Joe Magruder, 55	CA	31:17:24	2001	
916	Garry Curry, 44	CO	31:17:25	1998	
917	Ed Demoney, 42	VA	31:17:25	1987	
918	Gordon Hubbard, 52	CA	31:17:40	1991	
919	Thierry Poupard, 45	FRA	31:18:06	1999	
920	Dan Harshburger, 44	CA	31:18:55	1991	
921	William Gilli, 38	AR	31:19:03	1995	
922	Shannon Lyons, 54	CA	31:20:20	1998	Buffalo
923	Mike Palmer, 47	CA	31:20:39	2000	
924	Richard Lawrence, 32	CA	31:21:28	1994	
925	Barbara Miller, 46	CA	31:21:55	1991	W4
926	Dave Damas, 45	CA	31:22:00	1993	
927	Bob Cox, 47	NV	31:22:03	1989	
928	Burgess Harmer, 47	NV	31:22:03	1989	
929	David Emmons, 39	CA	31:22:11	1996	
930	Jason Hodde, 27	IN	31:22:19	1997	W4,LGR6
931	Barbara Miller, 49	CA	31:23:15	1993	
932	Janice O'Grady, 47	CA	31:23:28	1996	
933	Henry Canales, 44	CA	31:23:31	1990	
934	R. C. Pruitt, 38	CA	31:23:31	1990	
935	Jeanine Carlson, 46	MA	31:23:35	2000	
936	Robert Longwell, 57	CA	31:23:46	1996	
937	Helen Klein, 66	CA	31:24:02	1989	W4
938	George Durr, 45	CA	31:24:06	1991	
939	Mike Ehlerman, 34	AZ	31:24:26	1999	
940	Bill Harns, 50	CA	31:24:48	1996	
941	Joe Magruder, 50	CA	31:24:48	1996	
942	Jay Anderson, 43	CA	31:24:50	1999	
943	Stephen Simmons, 21	WV	31:24:55	1997	
944	Lee Freeman, 46	CA	31:25:21	1989	



Last Great Race Finishers, 1999: Karl Jensen, Stan Jensen, Robert Tuller, Janine Duplessis, Leon Draxler, Jeff Washburn, & Ed Bogess.

Rank	Name	Home	Time	Year	Award	Rank	Name	Home	Time	Year	Award
945	Patrick Peters, 51	CA	31:25:33	1996		995	Mary Kathleen Barry, 40	CA	31:39:27	1998	
946	Robert Adjemian, 50	CA	31:26:03	1997		996	Lee Jebian, 57	CA	31:39:39	1998	
947	Mike Hamilton, 41	WA	31:26:18	1994		997	Albert Miller, 35	OR	31:39:42	1989	
948	Howard Cohen, 43	CA	31:26:30	2001		998	Alan Nozaki, 35	HI	31:39:54	1990	
949	Scott Sullivan, 41	CA	31:26:49	2000		999	Fernand Michaud, 56	NV	31:40:18	1999	
950	Louise Elaine Comar, 47	CA	31:27:08	2000		1000	Kevin Cassidy, 33	AUS	31:40:29	1993	
951	Joan Risse, 46	CA	31:27:20	1995		1001	Bill Roeh, 49	CA	31:40:34	1994	
952	Norm Albert, 42	CA	31:27:22	1999		1002	Larry Decker, 45	GA	31:41:24	1992	
953	Blakely Hume, 22	CA	31:28:04	1996		1003	Barbara Ann Elia, 52	CA	31:41:29	1997	Buffalo
954	Douglas Spencer, 37	CA	31:28:04	1995	W4,LGR6	1004	Thomas Dill, 47	CA	31:41:41	1992	
955	Bruce Purdy, 36	MI	31:28:13	1993		1005	Joey Ann Kimball, 22	CA	31:42:12	1999	
956	Rod Barnes, 43	CA	31:28:19	1991		1006	Mike Palmer, 45	CA	31:43:05	1999	
957	Philip Pierce, 53	MA	31:28:50	1994		1007	Terri Hayes, 47	NV	31:43:07	1990	
958	Todd Leatherwood, 32	TX	31:29:39	2000		1008	Steve Harvey, 49	CA	31:43:10	1993	
959	Vilma Mejia, 40	CA	31:30:05	1991		1009	Carrie Burrous, 26	CA	31:43:16	1995	
960	Robert Adjemian, 52	CA	31:30:08	1999		1010	Jess Heroux,	CDN	31:43:54	1992	
961	Bob Szekeresh, 50	CA	31:30:19	1997		1011	Bill Gebbie, 44	CA	31:44:06	1987	
962	Damon Collier, 31	AR	31:30:20	1997		1012	Terri Hayes, 48	NV	31:44:25	1991	
963	Mike Palmer, 48	CA	31:30:24	2001		1013	Jack Slater, 48	CA	31:44:58	1995	Eagle
964	Charlie Chandonia, 56	TX	31:30:34	1997		1014	Donald Matthias, 55	CA	31:45:05	1991	
965	Bert Meyer, 52	CT	31:30:59	1997		1015	Michael DelaRosa, 44	CA	31:45:31	1991	
966	Skip Bailey, 41	CA	31:31:08	1993		1016	Bill Mack, 40	CA	31:45:41	1993	
967	Mike Stephens, 41	CA	31:31:23	1999		1017	Tom Gallagher, 41	NV	31:45:50	1998	
968	Bill Sublett, 43	VA	31:31:24	2000		1018	Frank Pitts, 59	CA	31:45:56	1990	
969	Damon Collier, 35	CA	31:31:30	2001		1019	Robert Josephs, 42	CA	31:47:16	1997	
970	George Velasco, 45	CA	31:31:46	1998		1020	Mike Stephens, 43	CA	31:47:24	2001	
971	Bill Dickey, 49	CA	31:31:55	1988		1021	Bill Matella, 39	CA	31:47:52	1987	
972	Frank Pitts, 57	CA	31:32:00	1988		1022	Julia Bramer, 36	CA	31:48:05	2000	
973	Jeff Hagen, 45	CA	31:32:30	1992		1023	Stan Zychowski, 46	CA	31:48:07	1994	
974	Frederick Riemer, 45	UT	31:32:30	1992	W4	1024	Marie Boyd, 47	CA	31:48:08	1995	
975	Michael Britt, 49	WA	31:32:52	2000		1025	David Jones, 51	CA	31:49:17	1999	
976	Elena Sherman, 45	CA	31:33:50	1998		1026	Russ Gamble, 41	CA	31:49:55	1991	
977	Bob Ulloa, 52	CA	31:34:24	2001		1027	Brad Holderman, 36	CA	31:50:02	1998	
978	Duke Bartoo, 49	CA	31:34:30	2001		1028	Todd Leigh, 58	CA	31:50:04	2000	
979	George Velasco, 42	CA	31:34:42	1995		1029	Sarah Spelt, 41	CA	31:50:33	2000	
980	David Harris, 45	CA	31:34:44	1998		1030	Gary Holloway, 35	ID	31:50:34	1997	W4
981	Mitchell Rossman,	MN	31:35:41	1999		1031	Gary Miller, 60	CA	31:50:34	1997	
982	Larry Kelly, 37	CA	31:35:46	1997		1032	David Saine, 48	CA	31:50:34	1997	
983	Jeff Stevenson, 51	CA	31:36:01	1997		1033	Raymond Solis, 41	CA	31:51:07	1997	
984	Paul Walczak, 43	VA	31:36:39	1999		1034	Scott Willis, 25	CA	31:52:07	1987	
985	John Strom, 49	NY	31:36:55	1989		1035	Allan Kaplan, 42	CA	31:52:12	1997	
986	Stuart Gleman, 49	FL	31:37:15	1994		1036	Dick Collins, 58	CA	31:52:29	1991	
987	Catra Corbett, 36	CA	31:37:36	2001		1037	Gary Waldsmith, 50	CA	31:52:29	1991	
988	Scott Willis, 26	CA	31:38:07	1988		1038	Marc Greenberg, 36	WA	31:52:43	1987	
989	Adrian Crane, 36	CA	31:38:24	1991		1039	Rick Van Hoorne,	CA	31:52:43	1987	
990	Karen Powers, 45	WY	31:38:48	1995		1040	Byron Melendy, 48	CA	31:53:04	1989	
991	Gordon Hubbard, 51	CA	31:38:57	1990		1041	Tom Gallagher, 42	NV	31:53:15	1999	
992	Stan Zychowski, 52	CO	31:39:11	2000		1042	Rick Kelley, 51	AZ	31:53:18	2001	
993	Scott Parker, 36	AZ	31:39:22	2000		1043	Sam Voltaggio, 49	TX	31:53:25	2000	
994	Terry Cammack, 43	CA	31:39:25	1989		1044	Robert Davidson, 34	AZ	31:53:41	1989	



Frank Pitts & Hal Winton, 1999



Duke Bartoo: 1st buckle in 7 finishes, 1999

Rank	Name	Home	Time	Year	Award
1045	Paul DiMarco, 45	TX	31:54:06	1999	
1046	Phil Wright, 55	CA	31:54:10	1999	
1047	Frank Pitts, 66	CA	31:54:16	1997	
1048	Claudia Newsome, 40	CA	31:54:25	1990	
1049	Frank Pitts, 68	CA	31:54:29	1999	
1050	Matt Palocsay, 22	CA	31:54:34	1999	
1051	Jeannie Wood, 35	CA	31:56:00	1986	
1052	William Maida, 37	CA	31:56:04	1988	
1053	Gerald Reichert, 41	ND	31:56:27	1995	
1054	Brian Elliott, 42	CA	31:57:12	1995	
1055	Dan Harshburger, 43	CA	31:58:23	1990	
1056	Booth Hartley, 45	CA	31:58:43	1987	
1057	Bill Braun, 51	CA	31:59:02	1999	
1058	Ben Anella, 52	CA	31:59:16	1997	
1059	Ronda Sundermeier, 34	OR	31:59:36	2001	
1060	Vilma Mejia, 44	CA	31:59:50	1995	


32:00

1061	Gary Wright, 47	WA	32:00:03	1998	
1062	Matthew Kavanaugh, 41	CA	32:00:15	1998	
1063	John Eugster, 49	NV	32:00:59	1999	
1064	Larry Davidson, 42	NV	32:01:10	1989	
1065	Stan Zychowski, 48	WY	32:01:17	1996	
1066	John Strom, 45	NY	32:02:13	1987	
1067	Saralie Liner-Jigamian, 35	CA	32:02:24	1987	
1068	Glen Williams, 26	CA	32:02:24	1987	
1069	PJ Salmonson, 43	HI	32:03:53	1990	
1070	Stan Zychowski, 43	CA	32:04:04	1991	
1071	Caroline Spencer, 38	WI	32:04:15	2000	
1072	Mark Wood, 44	WI	32:04:16	2000	
1073	Tracy Thomas, 38	CA	32:04:45	1999	
1074	David Penny, 32	CA	32:05:04	1995	
1075	Mori Hannemann, 36	CA	32:05:12	2001	
1076	Marli Cline, 32	CA	32:05:18	2001	
1077	Phil Shattuck, 44	CA	32:06:02	1988	
1078	Scott Sullivan, 39	CA	32:06:10	1998	
1079	Henry Canales, 46	CA	32:06:16	1988	
1080	H.E. Foster, 46	CA	32:06:16	1988	
1081	Frank Pitts, 63	CA	32:07:00	1994	
1082	Robert Kellogg, 53	MN	32:07:09	1996	
1083	Tom Weigt, 44	MN	32:07:09	1996	
1084	Loren Leonard, 62	CA	32:07:09	1991	
1085	Kathy Maynard, 44	CA	32:07:09	1991	
1086	Stefan Schlett, 38	GER	32:08:14	2000	
1087	Blakley Hume, 21	CA	32:08:29	1995	
1088	Carl Yates, 64	CA	32:08:30	1991	
1089	James Hamilton, 53	CA	32:08:53	1996	
1090	Bill Harns, 44	CA	32:09:14	1990	
1091	Gordon Hubbard, 47	CA	32:11:00	1986	
1092	Bob King, 44	CA	32:11:00	1986	
1093	Jack Nosco, 35	CA	32:11:09	1987	
1094	Robert Tuller, 26	CA	32:11:55	1990	
1095	Frederick Davis III, 52	OH	32:12:18	2000	
1096	Stan Zychowski, 44	CA	32:12:35	1992	

Rank	Name	Home	Time	Year	Award
1097	David Turner, 30	CA	32:12:46	1991	
1098	Bill Andrews, 46	CA	32:13:11	1998	W4, LGR6
1099	Michael Vavrin, 24	CA	32:13:30	1997	
1100	Wayne Kocher, 62	NV	32:14:27	1999	
1101	Raymond Solis, 38	CA	32:14:33	1994	
1102	Gary Zicker, 45	NV	32:14:54	1996	
1103	Terry Eckenwiler, 36	CA	32:15:11	1994	
1104	Randy Klassen, 48	CA	32:15:24	2001	
1105	David Emmons, 37	CA	32:15:31	1994	
1106	Marc Greenberg, 45	WA	32:15:37	1996	
1107	Rick Miller, 44	CA	32:16:31	1999	
1108	Eric Kajiwara, 52	CA	32:16:31	1999	
1109	Patricia Hall, 41	VA	32:17:02	1998	
1110	Larry Mann, 37	CA	32:17:06	2001	
1111	Steve McRae, 47	CA	32:17:20	1998	
1112	Lora Zagnoli, 38	CA	32:18:23	2000	
1113	Gary Wright, 41	WA	32:18:35	1992	LGR5
1114	Glen Zirbel, 59	CA	32:18:44	1990	
1115	Peter Louis Goren, 18	CA	32:19:24	2001	
1116	Lee Schmidt, 52	CA	32:19:43	1991	
1117	Tom Weigt, 48	MN	32:20:13	2000	
1118	Lou Bello, 37	MN	32:20:14	2000	
1119	Loren Leonard, 61	CA	32:20:26	1990	
1120	Milo Lewis, 39	CA	32:20:33	1991	
1121	Steve Cassell, 40	NV	32:20:59	1989	
1122	Chuck Haraway, 44	CO	32:21:17	1992	
1123	Allan Kaplan, 41	CA	32:21:18	1996	W4
1124	Bertha Marineo, 52	CA	32:21:31	1998	
1125	Julia Bramer, 35	CA	32:22:02	1999	
1126	Thomas Murphy, 24	CA	32:22:06	1994	
1127	Larry Decker, 44	GA	32:22:52	1991	
1128	Rick Kelley, 48	AZ	32:22:56	1998	
1129	John Marshall, 52	CA	32:23:28	1989	
1130	Michael Bur, 35	MD	32:23:30	2000	
1131	Anstr Davidson, 51	VA	32:24:03	1996	
1132	Robert Adjemian, 47	CA	32:24:04	1994	
1133	Clement Choy, 52	CA	32:24:15	1999	
1134	Daniel Lovell, 34	CA	32:24:37	2000	
1135	Larry Mann, 37	CA	32:24:38	2000	
1136	Ray Gruenewald, 41	WA	32:25:36	2001	
1137	Margaret Smit, 34	MT	32:25:50	1989	
1138	Joe Sheehy, 52	CA	32:26:11	2000	
1139	Bob Norton, 53	CA	32:26:11	1991	
1140	Nancy Shura, 51	CA	32:26:30	2001	Buffalo
1141	Richard Bellante, 42	CA	32:26:47	1994	
1142	Mary Lou Pentasuglio, 41	CA	32:26:52	1995	
1143	Robert Karwasky, 31	CA	32:27:00	1986	
1144	Booth Hartley, 46	CA	32:27:32	1988	
1145	Gary Wright, 46	WA	32:27:34	1997	
1146	Thomas O'Neal, 41	CA	32:27:45	1986	
1147	A. J. Shaka, 40	CA	32:27:49	1998	
1148	Barry Shaka, 36	CA	32:27:49	1998	
1149	Ed Arasim, 54	CA	32:28:00	1994	
1150	Paul Schmidt, 42	CA	32:28:00	1994	



Catra Corbett, 2000



Jay Grobeson, 2000



Bill Ramsey & a lurking Baz Hawley, 1999

Rank	Name	Home	Time	Year	Award
1151	Bill Harns, 54	CA	32:28:03	2000	
1152	Milo Lewis, 35	CA	32:28:08	1988	
1153	John Ingro, 55	CA	32:28:51	1989	
1154	Bert Meyer, 49	CT	32:29:53	1994	
1155	Bill Harns, 53	CA	32:30:29	1999	
1156	Stuart Sorensen, 56	CA	32:30:30	2001	
1157	Greg Minter, 38	CA	32:31:39	1999	
1158	Kathy Hamilton, 43	CA	32:33:53	1993	
1159	Lee Schmidt, 54	CA	32:33:54	1993	
1160	Joe Florio, 40	CA	32:34:09	2000	
1161	Leroy Sena, 43	CA	32:34:16	1997	
1162	Jeff Washburn, 49	MA	32:34:18	1999	LGR6
1163	Dixie Madsen, 58	CA	32:34:21	1995	
1164	Bill Harns, 52	CA	32:34:23	1998	
1165	Tony Jankowski, 44	CA	32:34:31	1997	
1166	Bonnelle Murphy, 49	CA	32:34:51	1997	
1167	David Harris, 44	CA	32:35:00	1997	
1168	Gary Zicker, 40	NV	32:35:12	1991	
1169	Tracie Essick, 34	CA	32:35:49	1995	
1170	Gary Wright, 49	WA	32:36:43	2000	
1171	Fred Holmes, 60	TX	32:36:46	1997	
1172	Joanie Mathieson, 45	CA	32:36:50	1991	
1173	John Squires,	CA	32:38:44	1987	
1174	Robin Hale, 40	CA	32:39:14	1992	
1175	Raymond Villeneuve, 39	CDN	32:39:16	1993	
1176	Mike Campbell, 40	CA	32:39:40	1994	
1177	Joseph Franko, 42	CA	32:40:23	1988	
1178	Suzi Clark, 41	CA	32:40:56	1988	
1179	Mike Palmer, 42	CA	32:41:30	1995	
1180	Bill Matella, 41	CA	32:41:47	1989	

Rank	Name	Home	Time	Year	Award
1181	Allan Kaplan, 37	CA	32:41:48	1992	
1182	George Velasco, 47	CA	32:42:03	2000	
1183	Tony Farinella, 50	CA	32:42:16	1991	
1184	Damon Dockstader, 23	TX	32:42:35	1991	
1185	Dong Ngo, 51	FL	32:42:43	1989	
1186	Wendell Robison, 45	WY	32:42:55	1997	W4, Eagle
1187	Jim Ingalls, 47	IN	32:43:29	1992	W4, LGR5
1188	Garry Curry, 34	CA	32:43:35	1988	
1189	Conn Allen Day, 29	IN	32:43:35	1988	
1190	Ross Zimmerman, 39	AZ	32:44:42	1992	
1191	Kurt Lund, 40	CA	32:45:00	1991	
1192	Wes Barrett, 55	CA	32:45:12	1991	
1193	Joe Pospichal, 37	CA	32:45:27	2000	
1194	Brian Poeppel, 44	MN	32:45:49	1999	
1195	Leon Draxler, 57	WA	32:45:54	1999	LGR6
1196	George Velasco, 40	CA	32:46:10	1993	
1197	Roy Warner, 31	CA	32:50:30	1990	
1198	George Velasco, 44	CA	32:50:40	1997	
1199	Dimitri Kieffer, 33	WA	32:50:44	1999	
1200	Dale Coats, 61	CA	32:51:00	1999	
1201	Jeff Mikesell, 38	AZ	32:51:49	1999	
1202	George Velasco, 46	CA	32:52:22	1999	
1203	Gordon Hubbard, 53	CA	32:52:33	1992	
1204	Gary Wright, 37	WA	32:52:46	1988	
1205	Maureen McGrath, 30	CA	32:53:18	1992	
1206	Dale Coats, 59	CA	32:54:21	1997	
1207	Marie Boyd, 49	CA	32:54:39	1997	
1208	Dong Ngo, 52	FL	32:55:41	1990	
1209	Jim Ingalls, 50	MI	32:57:18	1995	



Been there, done that: Nancy Tinker & Sandy Israel watch the show at Chantry, 1999



Shar Cadwallader & her Flyer friends, 1999

Cooper, Rick, 41	MT	30:06:42	1999	DeVelice, Robert, 46	AK	27:01:55	2000	Flynt, David, 39	CA	22:08:17	1995
Corbett, Catra, 35	CA	30:06:03	2000	DeVita, Vicki, 38	CA	23:46:56	1991	Foster, H.E., 46	CA	32:06:16	1988
Corbett, Catra, 36	CA	31:37:36	2001	DeVita, Victoria, 47	CA	31:16:01	2000	Franiak, Joe, 30	CA	23:18:49	1991
Corcoran, Devin, 34	CA	27:09:36	2001	Diamond, Scott, 39	OR	29:59:04	2000	Franko, Joseph, 42	CA	32:40:23	1988
Cornell, Gill, 42	CA	27:32:42	1992	Diaz, Carlos, 45	CA	28:25:36	2001	Franko, Joseph, 43	CA	28:46:35	1989
Coudurier, Bernard, 43	CA	26:16:33	1995	Dickey, Bill, 49	CA	31:31:55	1988	Franko, Joseph, 44	CA	22:17:51	1990
Coudurier, Bernard, 44	CA	23:45:47	1996	Dickey, Bill, 53	CA	30:30:21	1992	Franko, Joseph, 45	CA	22:08:07	1991
Coudurier, Bernard, 45	CA	25:10:38	1997	Dike, Roger, 63	AK	30:47:48	1990	Franko, Joseph, 46	CA	26:44:34	1992
Cowdrey, Bob, 50	CA	28:04:42	1994	Dill, Thomas, 47	CA	31:41:41	1992	Franko, Joseph, 47	CA	26:56:38	1993
Cox, Bob, 47	NV	31:22:03	1989	DiMarco, Paul, 45	TX	31:54:06	1999	Freeman, Lee, 43	CA	30:33:00	1986
Crane, Adrian, 36	CA	31:38:24	1991	Dimkich, Michael, 33	CA	27:42:12	2001	Freeman, Lee, 46	CA	31:25:21	1989
Crawford, Terry, 42	CA	25:57:25	1990	Dimmick, Fred, 38	NY	29:19:19	1995	Freeman, Lee, 48	CA	28:32:02	1991
Crites, Kent, 37	CA	23:22:58	1988	Dimmick, Fred, 39	NY	28:25:23	1996	Frye-Krier, Barbara, 47	FL	26:38:06	2001
Crites, Kent, 43	CA	26:31:13	1994	Dobberteen, Dean, 24	CA	27:00:47	1999	Fukumoto, Stephen, 37	CA	27:47:01	1987
Cross, Fenton, 53	CA	28:49:41	1997	Dockstader, Damon, 23	TX	32:42:35	1991	Fukumoto, Stephen, 38	CA	28:07:01	1988
Cross, Fenton, 54	CA	30:18:59	1998	Donoff, Mick, 52	CD	28:48:56	1996	Furin, Milan, 45	SVK	26:42:22	1995
Cross, Fenton, 56	CA	29:19:27	2000	Draxler, Leon, 57	WA	32:45:54	1999	Furnish, James, 50	CA	27:18:30	1992
Cross, Fenton, 57	CA	29:59:06	2001	Dudney, Gary, 44	CA	30:45:57	1997	Furtaw, Ed, 43	NV	27:38:52	1991
Cunningham, Ron, 50	OR	30:17:08	1998	Duplessis, Janine, 45	WA	28:55:16	1999				
Curry, Garry, 32	CA	27:59:00	1986	Durr, George, 45	CA	31:24:06	1991	G			
Curry, Garry, 33	CA	23:55:25	1987	Dutfield, Stewart, 36	WA	23:51:42	1991	Gagarin, Peter, 41	MA	25:19:00	1986
Curry, Garry, 34	CA	32:43:35	1988	E				Gagarin, Peter, 44	MA	23:25:11	1989
Curry, Garry, 35	CA	26:25:20	1989	Eastman, Diane, 45	CA	28:31:04	1987	Galdi, Phil, 36	CA	26:23:00	1986
Curry, Garry, 36	CO	30:13:50	1990	Eckenwiler, Terry, 36	CA	32:15:11	1994	Gallagher, Tom, 41	NV	31:45:50	1998
Curry, Garry, 37	CO	28:05:05	1991	Edmunds, Eric,	CA	29:57:49	1987	Gallagher, Tom, 42	NV	31:53:15	1999
Curry, Garry, 38	CO	30:48:01	1992	Ehlerman, Mike, 34	AZ	31:24:26	1999	Gallagher, Tom, 43	NV	30:24:37	2000
Curry, Garry, 39	CO	29:33:15	1993	Ehman, Rose, 34	CA	29:37:26	1993	Gallardo, Marc, 31	CA	23:05:46	1996
Curry, Garry, 40	CO	27:04:34	1994	Ehrhard, Ron, 28	CA	21:47:14	1998	Gallardo, Marc, 32	CA	24:53:52	1997
Curry, Garry, 41	CO	28:51:47	1995	Eidenschink, Chuck, 36	OR	27:27:45	1989	Gamble, Russ, 44	CA	29:58:08	1990
Curry, Garry, 42	CO	26:14:50	1996	Elam, Linda, 45	CA	26:04:16	1991	Gamble, Russ, 41	CA	31:49:55	1991
Curry, Garry, 43	CO	28:52:12	1997	Elia, Barbara Ann, 50	CA	29:06:14	1995	Gardner, Renne, 38	CA	31:13:17	1996
Curry, Garry, 44	CO	31:17:25	1998	Elia, Barbara Ann, 52	CA	31:41:29	1997	Garnett, Paul, 38	CA	27:32:00	1986
Curry, Garry, 45	CO	29:03:19	1999	Elliott, Brian, 42	CA	31:57:12	1995	Gassan, Larry, 36	CA	29:10:44	1991
Curry, Garry, 46	CO	30:31:23	2000	Emmons, David, 37	CA	32:15:31	1994	Gassan, Larry, 38	CA	27:14:20	1993
Curry, Garry, 47	CO	30:39:06	2001	Emmons, David, 39	CA	31:22:11	1996	Gassan, Larry, 41	CA	23:50:04	1996
				Englemann, Eb, 51	OR	29:55:08	1993	Gates, Richard, 32	UT	27:57:14	1989
				Escobar, Luis, 34	CA	27:06:29	1997	Gates, Richard, 35	UT	26:24:18	1992
				Essick, Tracie, 34	CA	32:35:49	1995	Gebbie, Bill, 44	CA	31:44:06	1987
				Eugster, John, 49	NV	32:00:59	1999	Gebbie, Bill, 46	CA	31:11:09	1989
				E				Gensichen, Jim, 38	CA	19:37:13	1987
				Fabian, Francisco, 48	CA	26:28:38	1999	Gensichen, Jim, 39	CA	20:21:49	1988
				Fabian, Francisco, 49	CA	26:45:27	2000	Gersitz, Lorraine, 37	CA	28:42:22	1991
				Fabian, Francisco, 50	CA	23:55:24	2001	Gibbons, Christine, 33	NJ	28:17:25	1995
				Fambrough, Larry, 52	CA	28:38:52	1997	Gibbons, Wayne, 31	CA	24:58:07	1990
				Farinella, Tony, 50	CA	32:42:16	1991	Gibbons, Wayne, 36	NJ	28:17:25	1995
				Feldman, Alex, 40	ID	23:28:07	1997	Gillespie, Richard, 50	CA	30:17:26	1996
				Finkbeiner, Bill, 36	CA	21:18:28	1992	Gilli, William, 32	AR	29:39:44	1989
				Fiorito, Mike, 29	NC	23:48:35	1996	Gilli, William, 38	AR	31:19:03	1995
				Fisher, Richard, 47	NV	31:02:58	1996	Gimbel, Susan, 41	CA	27:22:27	1988
				Fisher, Richard, 48	NV	30:20:17	1997	Gimbel, Susan, 43	CA	23:37:05	1990
				Fitzwater, Loren, 40	CA	28:09:40	1995	Givens, Bob, 45	TX	29:24:33	1989
				Flores, Gabriel, 28	CA	26:33:38	1994	Gleman, Michael, 48	FL	31:11:44	1996
				Flores, Gabriel, 29	CA	19:30:36	1995	Gleman, Stuart, 49	FL	31:37:15	1994
				Flores, Gabriel, 32	CA	22:53:59	1998	Gilinn, Jim, 47	CA	29:02:23	1991
				Flores, Mario, 40	CA	28:52:12	1990	Goetz, Kent, 34	CA	30:41:31	1994
				Flores, Mario, 41	CA	28:49:01	1991	Gonzalez, Cirildo, 43	MEX	19:37:03	1997
				Florio, Joe, 40	CA	32:34:09	2000	Gonzalez, Cirildo, 44	MEX	22:20:05	1998
				Flynt, David, 38	CA	24:40:48	1993	Goodman, Larry, 33	CA	23:35:48	1990
				Flynt, David, 38	CA	22:39:30	1994	Goss, Lance, 45	CA	27:01:10	1990
								Greaves, Maryfn,	GB	22:30:20	1987
								Greco, Ken, 34	AZ	29:32:12	2001



George Velasco, 2000



Ian Torrence, with pacer Andy Roth, 1999



Hal Chiasson, 2000

Johnston, Jennifer, 37 CA 25:23:36 2001 Ram
 Jones, David, 29 CA 29:15:33 1997
 Jones, David, 51 CA 31:49:17 1999
 Jones-Wilkins, Andy, 33 AZ 22:15:36 2000
 Joseph, Gene, 41 AZ 27:20:51 1993
 Joseph, Gene, 46 AZ 29:42:34 1998
 Josephs, Robert, 42 CA 31:47:16 1997
 Jurek, Scott, 24 SD 19:15:06 1998
 Jurek, Scott, 25 WA 19:51:19 1999 Buck-10pt


K
 Kahler, Mark, 37 CA 30:17:26 1996
 Kajiwara, Eric, 48 CA 30:32:32 1995
 Kajiwara, Eric, 49 CA 28:31:13 1996
 Kajiwara, Eric, 51 CA 29:03:22 1998
 Kajiwara, Eric, 52 CA 32:16:31 1999
 Kajiwara, Eric, 54 CA 31:08:18 2001
 Kaplan, Allan, 37 CA 32:41:48 1992
 Kaplan, Allan, 40 CA 30:33:27 1995
 Kaplan, Allan, 41 CA 32:21:18 1996 W4
 Kaplan, Allan, 42 CA 31:52:12 1997
 Karwasky, Robert, 31 CA 32:27:00 1986
 Kavanaugh, Matthew, 41 CA 32:00:15 1998
 Kee, Bill, 38 CA 23:24:12 1995
 Kee, Bill, 40 CA 23:12:24 1997
 Kee, Bill, 42 CA 24:34:17 1999
 Kelley, Rick, 46 AZ 27:22:45 1996
 Kelley, Rick, 47 AZ 29:11:00 1997
 Kelley, Rick, 48 AZ 32:22:56 1998
 Kelley, Rick, 49 AZ 28:45:54 1999
 Kelley, Rick, 50 AZ 30:31:23 2000
 Kelley, Rick, 51 AZ 31:53:18 2001
 Kellogg, Robert, 53 MN 32:07:09 1996
 Kelly, Larry, 37 CA 31:35:46 1997
 Keogh, Bobby, 57 NM 26:38:06 2001 W4, LGR6
 Kern, Lee, 36 MT 28:09:07 1993
 Kern, Leland, 39 MT 31:05:09 1996
 Kern, Leland, 41 MT 28:28:45 1998
 Kieffer, Dimitri, 33 WA 32:50:44 1999
 Kimball, Joey Ann, 22 CA 31:42:12 1999
 Kimura, Jonathan, 21 CA 27:25:30 2001
 King, Bob, 44 CA 32:11:00 1986
 Kissell, Bill, 32 CA 20:10:52 1987
 Klaich, Nick, 46 NV 29:59:24 1991 W4
 Klassen, Randy, 48 CA 32:15:24 2001
 Klein, Greg, 39 CA 28:57:05 1993
 Klein, Helen, 66 CA 31:24:02 1989 W4
 Knutson, Thomas, 49 MN 27:47:43 1999 W4
 Knutson, Thomas, 50 MN 27:33:00 2000
 Kocher, Wayne, 62 NV 32:14:27 1999
 Kogutek, Michael, 49 CA 30:43:47 1998
 Kohler, Steve, CA 29:29:12 1987
 Kroljic, Karyn, 33 CA 29:22:00 1992

L
 LaCava, Clem, 52 OR 27:48:14 2000
 LaMora, Jeffery, 26 UT 28:17:57 1999
 Langstaff, Anne, 36 CA 28:21:43 1997 Cougar
 Lawrence, Richard, 32 CA 31:21:28 1994
 Lawrence, Richard, 33 CA 29:36:42 1995
 Lawrence, Richard, 35 CA 29:13:11 1997

Leatherwood, Todd, 32 TX 31:29:39 2000
 Lee, Bill, 40 CO 26:41:50 1989
 Lee, Kevin, 32 CA 23:41:40 1996
 Lee, Kevin, 36 CA 27:21:19 2000
 LeFebvre, Michael, 33 CA 27:31:36 1993
 Leigh, Todd, 44 CA 29:12:00 1986
 Leigh, Todd, 48 CA 28:54:07 1990
 Leigh, Todd, 49 CA 31:10:07 1991
 Leigh, Todd, 50 CA 29:51:25 1992
 Leigh, Todd, 58 CA 31:50:04 2000
 Lenderking, Hollis, 40 CA 23:46:46 1990
 Leonard, Loren, 61 CA 32:20:26 1990
 Leonard, Loren, 62 CA 32:07:09 1991
 Lewis, Milo, 35 CA 32:28:08 1988
 Lewis, Milo, 39 CA 32:20:33 1991
 Liebeskind, John, 40 OR 30:54:12 2001
 Lile, Jerry, 42 CA 29:49:06 2001
 Liner-Jigamian, Saralie, 35 CA 32:02:24 1987
 Liner-Jigamian, Saralie, 36 CA 30:28:26 1989
 Little, Jerry, 30 CO 27:24:50 1998
 Livak, Joe, 51 NV 28:17:42 1992
 Longwell, Robert, 57 CA 31:23:46 1996
 Longwith, Jim, 52 CA 29:58:00 1998
 Louis Goren, Peter, 18 CA 32:19:24 2001
 Lovell, Daniel, 34 CA 32:24:37 2000
 Lowy, Ron, 43 CA 28:54:00 1986
 Loyer, Robert, 51 CA 30:36:04 1989
 Lujan, Edward, 51 CA 26:30:09 1989
 Lund, Kurt, 40 CA 32:45:00 1991
 Luptowicz, Josef, 46 CA 29:30:30 1990
 Luptowicz, Josef, 48 CA 29:55:08 1991
 Lygre, David, 47 WA 23:18:36 1989
 Lyons, Shannon, 54 CA 31:20:20 1998 Buffalo

M
 Mack, Bill, 40 CA 31:45:41 1993
 Mackey, Monte, 35 CA 25:08:54 1991
 Mackey, Monte, 41 CA 24:55:57 1997
 Mackey, Monte, 45 CA 23:03:18 2001 Buck-8pt
 Macleod, Ken, 41 CDN 28:07:41 1992
 MacNair, Howard, CA 27:45:55 1987
 Madden, Kurt, 39 CA 21:35:53 1994
 Maddieson, Ian, 44 CA 23:03:05 1986
 Madsen, Dixie, 53 CA 30:28:00 1990
 Madsen, Dixie, 54 CA 29:44:20 1991
 Madsen, Dixie, 56 CA 30:56:28 1993
 Madsen, Dixie, 58 CA 32:34:21 1995
 Madsen, Dixie, 60 CA 29:18:01 1997 Rhino
 Magill, Jim, 50 CA 31:07:03 1996 W4, LGR6
 Magram, Tom, 38 CA 27:54:00 1986
 Magruder, Joe, 46 CA 28:46:43 1992
 Magruder, Joe, 48 CA 30:42:06 1994
 Magruder, Joe, 50 CA 31:24:48 1996
 Magruder, Joe, 55 CA 31:17:24 2001
 Maida, William, 37 CA 31:56:04 1988
 Maillox, Jeff, 32 ID 27:04:04 1992
 Malinin, Mike, 33 CA 29:41:18 2001
 Mann, Larry, 37 CA 32:24:38 2000
 Mann, Larry, 37 CA 32:17:06 2001
 Marcelli, Mark, 36 CA 23:13:18 1995
 Marcelli, Mark, 42 CA 22:29:18 2001 Arab Stallion

March, Nancy, 47 CA 28:37:12 1994
 Marineo, Bertha, 52 CA 32:21:31 1998
 Mark, John, 40 CA 27:44:40 1992
 Marshall, Evelyn, 35 CA 25:15:09 1993 Ram
 Marshall, Evelyn, 37 CA 22:01:16 1995 Ram
 Marshall, Evelyn, 36 CA 23:39:37 1994 Ram
 Marshall, John, 52 CA 32:23:28 1989
 Marshall, John, 53 CA 30:17:20 1990
 Martin, Lou, 39 CA 28:09:33 1991
 Martin, Michael, 41 CA 27:44:32 1989
 Martin, Roland, 39 NE 30:40:11 1988 W4
 Maslanka, Bozena, 30 CA 28:51:56 1997
 Maslanka, Bozena, 31 CA 30:28:01 1998
 Maslanka, Bozena, 32 CA 31:17:12 1999
 Masters, Ed, 37 UT 25:04:41 1989
 Matella, Bill, 39 CA 31:47:52 1987
 Matella, Bill, 41 CA 32:41:47 1989
 Mather, Catherine, 42 CAN 28:25:00 2000 Rhino
 Mathieson, Joanie, 45 CA 32:36:50 1991
 Matthias, Donald, 55 CA 31:45:05 1991
 Matthys, Ignace, 32 BEL 22:05:26 1991
 Mauldin, Bruce, 46 CA 28:52:20 1994
 Mauldin, Tonya, 46 CA 28:22:54 1993
 Maynard, Kathy, 44 CA 32:07:09 1991
 Mazaud, Jean-Paul, 43 CA 26:13:02 1995
 McCarthy, Willis, 33 CA 26:59:31 1988
 McCarthy, Willis, 35 CA 23:29:01 1990
 McCarthy, Willis, 42 CA 23:39:19 1997
 McComish, John, 50 CA 27:43:12 1987
 McComish, John, 51 CA 27:29:25 1988
 McCormick, Steve, 46 CA 27:55:55 1990
 McDonald, Michael, 54 CA 28:28:25 1998
 McDonald, Shawn, 29 CA 23:10:42 1995
 McDonald, Shawn, 32 CA 23:44:55 1998
 McDowell, Nate, 28 OR 23:35:29 2000
 McGilvery, Wayne, 31 CA 22:44:26 1999
 McGrath, Maureen, 30 CA 32:53:18 1992
 McGrath, Maureen, 31 CA 28:45:18 1993
 McGrath, Maureen, 36 CA 28:11:31 1998
 McKeever, Doug, 46 WA 29:02:13 1993
 McKenzie, Scott, 39 CA 23:49:52 1994
 McKenzie, Scott, 40 CA 22:53:48 1995
 McKenzie, Scott, 41 CA 23:20:37 1996
 McKinney, Mark, 32 CA 30:40:22 2000
 McMahon, Elaina, 35 CA 29:58:05 1992
 McMahon, Elaina, 36 CA 28:13:58 1993
 McMahon, Elaina, 37 CA 27:15:48 1994
 McMahon, Elaina, 38 CA 26:25:54 1995
 McMahon, Elaina, 39 CA 25:05:33 1996 Cougar
 McMahon, Elaina, 41 CA 27:50:39 1998 Rhino
 McNair, Rob, 43 CA 25:02:18 1997
 McNair, Rob, 44 CA 23:26:11 1998
 McNair, Rob, 45 CA 23:19:07 2000
 McRae, Steve, 41 CA 28:18:13 1992
 McRae, Steve, 43 CA 29:54:42 1994
 McRae, Steve, 47 CA 32:17:20 1998
 Medina, Guillermo, 25 CA 22:47:35 1999
 Medina, Guillermo, 26 CA 21:13:05 2000 Buck-10pt
 Medina, Guillermo, 27 CA 22:09:30 2001 Buck-10pt
 Mejia, Vilma, 40 CA 31:30:05 1991
 Mejia, Vilma, 44 CA 31:59:50 1995



Hans Dieter Weisshaar & Dave Capron, 2000



Tony Ostrom & Shawn McDonald: ShortCut, 2000.

Melendy, Byron, 48	CA	31:53:04	1989	Nosco, Jack, 29	CA	27:13:04	1991	Pepin, James, 37	CA	28:55:00	1986
Melendy, Byron, 47	CA	26:46:30	1990	Nosco, Jack, 30	CA	26:25:04	1992	Peralez, Michael, 34	CA	29:56:01	1997
Melendy, Byron, 53	CA	26:56:41	1994	Nosco, Jack, 33	CA	26:33:51	1995	Perrodin, Jack, 59	CA	28:41:08	1988
Melvin, Debra, 45	CA	30:32:27	1999	Nosco, Jack, 38	CA	27:14:06	2000	Perrodin, Jack, 61	CA	29:50:39	1990
Mendoza, Adaberto, 47	CA	24:30:01	1998	Nozaki, Alan, 35	HI	31:39:54	1990	Perry, Lyman, 33	HI	27:48:27	2000
Mendoza, Adaberto, 48	CA	21:55:35	2000	Nyce, Thomas, 41	AZ	31:03:39	2000	Peters, Patrick, 51	CA	31:25:33	1996
Mendoza, Adaberto, 49	CA	21:41:18	2001					Petschar, Perry, 39	CA	27:40:04	1993
Metz, John, 48	CA	30:37:30	1991	O				Petschar, Perry, 40	CA	29:10:42	1994
Meyer, Bert, 44	CT	28:59:11	1989	O'Brien, Jim, 34	CA	19:51:47	1987	Petschar, Perry, 41	CA	25:00:55	1995
Meyer, Bert, 49	CT	32:29:53	1994	O'Brien, Jim, 36	CA	17:35:48	1989	Pettigrew, Jeff, 32	CA	29:05:18	1995
Meyer, Bert, 52	CT	31:30:59	1997	O'Grady, Janice, 47	CA	31:23:28	1996	Pettigrew, Jeff, 42	CA	28:20:24	1996
Michaud, Fernand, 53	NV	29:41:50	1996	O'Grady, Kevin, 31	OH	30:52:50	1990	Pettigrew, Jeff, 35	CA	30:09:56	1998
Michaud, Fernand, 54	NV	29:20:19	1997	O'Neal, Thomas, 41	CA	32:27:45	1986	Peyton, Lou, 45	AR	31:15:36	1989
Michaud, Fernand, 56	NV	31:40:18	1999	O'Neal, Thomas, 42	CA	30:02:08	1987	Phillips, Bud, 48	CA	30:24:19	1995
Michaud, Fernand, 57	NV	30:24:36	2000	Odre, Jacqueline, 30	HI	30:35:35	1998	Phillips, Bud, 49	CO	29:28:16	1996
Mikesell, Jeff, 38	AZ	32:51:49	1999	Odre, Jacqueline, 31	HI	27:53:17	1999	Pierce, Philip, 53	MA	31:28:50	1994
Miller, Albert, 35	OR	31:39:42	1989	Olney, Dave, 46	CA	28:34:57	1988	Pike, Robert,	CA	28:05:47	1987
Miller, Barbara, 46	CA	31:21:55	1991	Olney, Dave, 48	CA	28:59:06	1990	Pirkel, Greg, 32	HI	24:59:14	2000
Miller, Barbara, 49	CA	31:23:15	1993	Olson, Mark, 48	CA	30:10:10	1995	Pirkel, Greg, 33	HI	28:29:07	2001
Miller, Dana, 42	UT	23:33:24	1993	Olson, Mark, 50	CA	29:56:01	1997	Pirogowicz, David, 44	CA	27:45:46	1996
Miller, Gary, 60	CA	31:50:34	1997	Orr, Jim,	CA	27:50:41	1987	Pitts, Frank, 57	CA	31:32:00	1988
Miller, Jim, 44	CA	30:59:55	1990	Ostrom, Tony, 45	CA	26:07:56	2000	Pitts, Frank, 59	CA	31:45:56	1990
Miller, Rick, 44	CA	32:16:31	1999					Pitts, Frank, 60	CA	31:12:30	1991
Miller, Sandee, 44	CO	31:05:00	1997	P				Pitts, Frank, 61	CA	30:32:35	1992
Mills, Scott, 44	VA	23:33:07	1995	Pacheco, Jorge, 32	CA	24:39:39	2000	Pitts, Frank, 62	CA	30:16:54	1993
Mills, Scott, 48	VA	22:40:59	1999	Pacheco, Jorge, 33	CA	19:05:06	2001	Pitts, Frank, 63	CA	32:07:00	1994
Minter, Greg, 38	CA	32:31:39	1999	Paciello, Louis, 34	AZ	23:51:19	2000	Pitts, Frank, 66	CA	31:54:16	1997
Mitchell, Winston, 48	CA	30:01:44	1997	Palmer, Judy, 32	CA	30:28:26	1989	Pitts, Frank, 68	CA	31:54:29	1999
Modzelewski, Michael, 16	CA	23:47:20	1989	Palmer, Mike, 42	CA	32:41:30	1995	Poepel, Brian, 44	MN	32:45:49	1999
Modzelewski, Scott, 27	AZ	23:47:20	1989	Palmer, Mike, 43	CA	28:46:39	1996	Portelance, Rolly, 47	CA	22:49:06	1990
Molman, akabill, 57	HI	29:07:00	2001	Palmer, Mike, 44	CA	30:02:11	1997	Pospichal, Joe, 37	CA	32:45:27	2000
Molmen, akabill, 54	HI	26:04:42	1998	Palmer, Mike, 45	CA	30:27:09	1998	Potter, Tim, 46	MN	30:35:05	2000
Molmen, akabill, 55	HI	27:53:17	1999	Palmer, Mike, 45	CA	31:43:05	1999	Poupard, Thierry, 45	FRA	31:18:06	1999
Molmen, akabill, 56	HI	26:14:24	2000	Palmer, Mike, 47	CA	31:20:39	2000	Powers, Karen, 45	WY	31:38:48	1995
Moore, Arthur, 57	OH	27:46:17	1994	Palmer, Mike, 48	CA	31:30:24	2001	Prado, Robert, 34	CA	24:01:16	1988
Moore, Matthew, 43	CA	30:19:30	1999	Palmer, Peter, 44	CT	25:14:18	1997	Preeper, Earl, 39	CAN	30:52:44	1996
Moore, Russell, 49	CA	26:33:13	1988	Palocsay, Matt, 22	CA	31:54:34	1999	Provost, Richard, 40	CA	21:52:00	1986
Morita, Ryochi, 47	CA	28:59:21	1990	Palocsay, Matt, 23	CA	28:30:19	2000	Pruitt, R. C., 38	CA	31:23:31	1990
Mork, Joanie, 38	CA	27:44:40	1992	Pals, Lou, 50	CDN	22:18:21	1992	Pruitt, R. C., 42	CA	30:24:43	1994
Morrison, Walter, 52	CA	25:16:54	1990	Park, David, 38	CA	21:54:33	1994	Purdy, Bruce, 36	MI	31:28:13	1993
Moses, Bob, 40	CA	31:06:00	1986	Park, David, 39	CA	22:24:51	1995	Put, Hans, 37	NY	21:06:08	1998
Moses, Bob, 45	CA	31:07:50	1991	Parker, Jeff, 32	NV	28:49:33	1991	Put, Hans, 39	NY	20:18:13	2000
Muchow, Lee, 46	CA	28:50:02	1986	Parker, Scott, 36	AZ	31:39:22	2000				
Murphy, Bonnelle, 49	CA	32:34:51	1997	Parker, Scott, 37	AL	31:14:06	2001	QR			
Murphy, Thomas, 24	CA	32:22:06	1994	Parsons, Chip, 38	CA	21:13:05	1992	Quinn, John, 35	CA	29:37:01	1996
Musselman, Jim, 39	GA	26:46:29	1999	Peacock, John, 51	NV	27:26:00	1989	Radich, John, 32	CA	29:44:00	1986
				Peacock, John, 55	NV	28:26:42	1993	Radich, John, 35	CA	28:39:31	1988
N				Pecsar, Jeff, 38	CA	23:55:15	1988	Radich, John, 41	CA	29:55:58	1996
Newsome, Claudia, 40	CA	31:54:25	1990	Pedroia, Vince, 48	CA	26:33:41	1994	Rambach, Whit, 31	CA	28:06:34	1998
Ngo, Dong, 51	FL	32:42:43	1989	Pedroia, Vince, 49	CA	27:22:40	1995	Ramirez, Martin, 34	AZ	24:28:27	1996
Ngo, Dong, 52	FL	32:55:41	1990	Pedroia, Vince, 50	CA	29:31:10	1996	Ramirez, Rico, 49	CA	30:12:21	1993
Nielsen, Tom, 35	CA	23:39:37	1994	Pedroia, Vince, 51	CA	25:14:36	1997	Ramsey, William, 42	CA	29:01:56	1995
Nielsen, Tom, 37	CA	20:22:22	1996	Pedroia, Vince, 52	CA	24:37:32	1998	Ramsey, William, 43	CA	25:26:11	1996
Nielsen, Tom, 38	CA	20:09:22	1997	Pedroia, Vince, 52	CA	24:34:09	1999	Ramsey, William, 44	CA	22:57:14	1997
Nielsen, Tom, 39	CA	19:26:08	1998	Pedroia, Vince, 54	CA	24:52:59	2000	Ramsey, William, 45	CA	28:34:43	1998
Nielsen, Tom, 40	CA	19:07:50	1999	Pedroia, Vince, 55	CA	27:16:06	2001	Ramsey, William, 48	CA	26:46:29	1999
Nielsen, Tom, 41	CA	19:09:04	2000	Pellon, Jim, 37	CA	19:44:44	1987	Ramsey, William, 47	CA	27:32:59	2000
Norman, Jay, 59	TX	29:46:32	1997	Penland, Peter, 43	CA	30:28:50	1999	Ramsey, William, 48	CA	28:04:18	2001
Norton, Bob, 53	CA	32:26:11	1991	Penna, Phil, 42	CA	23:21:26	1990	Rapp, James, 38	NV	28:57:34	1995
Nosco, Jack, 35	CA	32:11:09	1987	Penny, David, 32	CA	32:05:04	1995	Redmond, Don, 22	CA	23:14:11	1990
Nosco, Jack, 38	CA	28:23:46	1990	Pentasuglio, Mary Lou, 41	CA	32:26:52	1995	Reed, Pamela, 34	AZ	26:49:48	1995



Hal Winton & Kent Holder: JMT 2001



At the finish line it's always late: George Evans & Chuck Simpson, '99.

Thomas, Robert, 37	CA	29:10:35	1993
Thomas, Tracy, 38	CA	32:04:45	1999
Thomas, Tracy, 39	CA	29:21:57	2000
Thompson, Jeff, 38	CA	28:38:08	1989
Thompson, Jeff, 39	CA	23:29:54	1990
Tincher, Jeffrey, 37	IN	30:42:07	1993
Tinker, Nancy, 35	CA	27:09:17	1989
Tinker, Nancy, 40	CA	25:44:48	1991
Tinker, Nancy, 42	CA	26:17:59	1993
Torrence, Ian, 25	NV	20:40:37	1997
Torrence, Ian, 26	NV	20:52:21	1998
Torrence, Ian, 27	NV	20:26:19	1999 Buck-10pt
Trafecanty, Denis, 53	CA	23:37:09	1996
Trafecanty, Denis, 54	CA	24:52:48	1997 Buffalo
Trafecanty, Denis, 58	CA	25:58:18	2001
Trahern, Eugene, 36	WA	30:39:50	1999
Trevino, Mike, 25	CA	25:36:37	2000
Tucker, Donald, 32	UT	25:16:14	1989
Tufts, Richard, 42	CA	29:55:00	1986
Tufts, Richard, 43	CA	28:30:24	1987
Tufts, Richard, 45	CA	29:19:35	1989
Tuller, Robert, 26	CA	32:11:55	1990
Tuller, Robert, 31	NY	30:50:36	1995
Tuller, Robert, 35	NY	29:55:36	1999 W4,LGR6
Turner, David, 30	CA	32:12:46	1991
Turner, David, 33	CA	27:25:31	1994
Turon, Michael, 51	CA	30:56:24	1998
Turon, Michael, 52	CA	31:03:00	1999

U

U'Ren, Jim, 35	CA	29:00:22	1988
Uher, Will, 53	CA	30:26:09	1999
Ulloa, Bob, 45	CA	29:10:42	1994
Ulloa, Bob, 47	CA	26:48:33	1996
Ulloa, Bob, 48	CA	30:36:26	1997
Ulloa, Bob, 50	CA	30:58:58	1999
Ulloa, Bob, 51	CA	27:07:07	2000
Ulloa, Bob, 52	CA	31:34:24	2001
Ulrich, Marshall, 38	CO	22:22:14	1989 LGR6
Urioste, Joanne, 46	NV	28:06:51	1994
Urioste, Joanne, 43	NV	27:22:40	1995 Rhino
Urioste, Joanne, 44	NV	29:39:27	1996

V

Val Verde, Al, 39	CA	25:58:11	1997
Val Verde, Al, 40	CA	21:06:09	1998 Rhino
Val Verde, Al, 42	CA	23:24:32	2000
Van Hoorne, Rick,	CA	31:52:43	1987
Vance, Fred, 39	CO	28:28:47	1991
Vance, Fred, 43	CA	26:54:20	1995
Vance, Fred, 44	CA	28:39:00	1996
Vandenburg, Larry, 46	WA	25:34:42	2000
Vander Stucken, Richard, 55	CA	28:27:23	1994
Vavrin, Michael, 24	CA	32:13:30	1997
Velasco, George, 40	CA	32:46:10	1993
Velasco, George, 41	CA	29:40:04	1994
Velasco, George, 42	CA	31:34:42	1995
Velasco, George, 43	CA	29:25:52	1996
Velasco, George, 44	CA	32:50:40	1997
Velasco, George, 45	CA	31:31:46	1998
Velasco, George, 46	CA	32:52:22	1999

Velasco, George, 47	CA	32:42:03	2000
Villeneuve, Raymond, 38	CDN	25:52:30	1992
Villeneuve, Raymond, 39	CDN	32:39:16	1993
Vitale, Leslie, 42	CA	26:39:08	1995
Volkenand, Rob, 58	OR	30:46:38	1989 W4
Volkenand, Robert, 57	OR	25:21:16	1988
Voltaggio, Sam, 49	TX	31:53:25	2000

W

Waddell, Tom, 48	CA	27:56:07	1994
Wade, Brooks, 51	AK	31:04:46	1996
Walczak, Paul, 40	NC	29:31:10	1996
Walczak, Paul, 43	VA	31:36:39	1999
Waldsmith, Gary, 50	CA	31:52:29	1991
Wang, Gary, 27	CA	28:10:20	1995
Ward, Ken, 44	OR	30:54:12	2001
Warner, Roy, 31	CA	32:50:30	1990
Washburn, Jeff, 49	MA	32:34:18	1999 LGR6
Webster, Larry, 56	WA	26:35:55	1989
Weigt, Tom, 44	MN	32:07:09	1996
Weigt, Tom, 48	MN	32:20:13	2000
Weingaertner, Roger, 50	CA	30:10:56	1997
Weiss, Austin, 30	CO	29:39:04	1993
Weisshaar, Hans-Dieter, 59	GER	28:48:55	1999 Ram's Head
Weisshaar, Hans-Dieter, 60	GER	29:53:37	2000 W4,LGR6
Welch, Kathy, 39	CA	27:44:40	1992
Welker, Max, 50	WA	30:47:28	1992
Werth, Dennis, 49	CO	27:54:21	1991
Werth, Donald, 47	CO	30:15:48	1989
West, Ralph,	CA	23:02:04	1987
Westergaard, Danny, 31	CA	23:29:32	1990
Westergaard, Danny, 35	CA	27:36:03	1994
Westergaard, Danny, 36	CA	29:35:17	1995
Whaley, Jim, 41	CA	29:30:10	1988
White, Micah, 37	CA	23:52:09	2000
White, Micah, 38	CA	22:48:24	2001
Whiting, Floyd, 51	NV	31:17:13	1992 W4, LGR5
Whyte, Pat, 41	CA	22:57:07	1989
Wilde, Douglas, 39	CA	29:51:56	1992
Willis, Scott, 27	CA	29:43:16	1989
Wilkie, Jose, 30	KY	30:38:57	1993
Wilkie, Jose, 33	KY	28:33:20	1996
Wilkie, Jose, 36	KY	30:29:44	1999
Williams, Dan, 52	CA	23:14:30	2001 Buffalo
Williams, Don, 34	AZ	29:26:26	1999
Williams, Glen, 26	CA	32:02:24	1987
Williams, Glen, 28	CA	29:50:37	1989
Williams, Jamie, 45	CA	23:51:57	1994
Willis, Scott, 25	CA	31:52:07	1987
Willis, Scott, 26	CA	31:38:07	1988
Willis, Scott, 28	CA	30:53:57	1990
Willis, Scott, 29	CA	27:59:15	1991
Willis, Scott, 30	CA	30:38:37	1992
Willis, Scott, 33	CA	29:24:38	1995
Winter, Ted,	CA	27:44:08	1987
Winter, Thomas, 39	CA	25:08:37	1987
Winter, Thomas, 42	CA	23:23:09	1990
Winter, Tom, 45	CA	22:54:40	1994
Winters, Ted, 48	CA	26:09:00	1986
Winton, Hal, 61	CA	30:12:32	1992 W4, LGR5
Wood, Blake, 37	NM	22:50:38	1995

Wood, Blake, 38	NM	23:36:16	1996
Wood, Jeannie, 35	CA	31:56:00	1986
Wood, Mark, 44	WI	32:04:16	2000
Woods, Doug, 45	CA	28:14:30	1989
Worswick, Jonathan, 34	CA	21:27:32	1997
Wright, Gary, 37	WA	32:52:46	1988
Wright, Gary, 39	WA	31:05:01	1990
Wright, Gary, 41	WA	32:18:35	1992 LGR5
Wright, Gary, 43	WA	29:57:37	1994
Wright, Gary, 44	WA	31:11:57	1995
Wright, Gary, 46	WA	32:27:34	1997
Wright, Gary, 47	WA	32:00:03	1998
Wright, Gary, 49	WA	32:36:43	2000
Wright, Phil, 46	CA	29:54:19	1990
Wright, Phil, 47	CA	30:13:33	1991
Wright, Phil, 48	CA	31:11:03	1992
Wright, Phil, 55	CA	31:54:10	1999

YZ

Yates, Carl, 64	CA	32:08:30	1991
Yates, Carl, 67	CA	30:59:08	1994
Zaayer, Todd, 26	CA	29:11:11	1988
Zagnoli, Lora, 38	CA	32:18:23	2000
Zalokar, Fred, 29	NV	28:59:14	1989
Zicker, Gary, 40	NV	32:35:12	1991
Zicker, Gary, 45	NV	32:14:54	1996
Zicker, Gary, 46	NV	28:50:02	1997
Zimmerman, Ross, 39	AZ	32:44:42	1992
Zirbel, Glen, 59	CA	32:18:44	1990
Zychowski, Stan, 43	CA	32:04:04	1991
Zychowski, Stan, 44	CA	32:12:35	1992
Zychowski, Stan, 46	CA	31:48:07	1994
Zychowski, Stan, 48	WY	32:01:17	1996
Zychowski, Stan, 52	CO	31:39:11	2000

John Muir Trail Run Finishers

Ken Hamada	1990
Robert Thomas	1990
Hal Winton	1990
Jim Crosswhite	1991
Brick Robbins	1991
Robert Thomas	1991
Bruce Hoff	1994
Devy Reinstein	1994
Matt Palocsay	2000
Hans-Dieter Weisshaar	2000
Kent Holder	2001
Hal Winton	2001



The Mt Wilson/Manzanita Ridge trail day, April 27, '02. Clockwise from upper left: Maria Lemus, Hal Chiasson, Hal Winton & Jay Grobeson, Francisco Fabian, Dave Penney, Jennifer Johnston, Guillermo Medina, Mike Dimkich & Larry Mann, Fenton Cross.

In Which A Mountain Trail Is Groomed & Alibis Established.

Saturday was chill and grey, a perfect Northern California day that had shrouded a Southern California landmark in a foggy embrace—rather like a romantic weekend curled up with a root canal, a tax audit—and Golem, The Evil One.

No matter. At least twenty of SoCal's Ultra Finest under the direction of Hal Winton, did the Misty Mountain Hop On Manzanita Ridge with McLeods, pry-bars, shovels on a stretch of trail known as the Hal Winton Bypass.

For those unfamiliar with the Hal Winton Bypass, it is a procedure that actually removes a great deal of pain from your AC100 Experience. No longer are you a tiny bug scaling a convex crest on the mighty bulk of Mt Wilson. You are now ambling in a leisurely manner up manicured switchbacks and contoured trails—tree-sheltered by day, and one that overlooks the hidden dens of the Sturdevant Canyon Flying Bears. These reclusive ursine marvels are rarely seen by humans, but have been spotted by

sophisticated imaging wearing beer-hats in their dens while doing their ancient rituals.

Enough of shaggy Animal Planet exposition. The trail work taking Saturday was a mighty exercise in trail widening, sign-moving, and general improvements. The Heroic sign-moving was theoretically documented on film, and will establish an alibi for “Jay Grobeson” ably assisted by Mike-the-Serb Dimkich, and Larry “Fagio” Mann. Dimkich played an obligatto on a shovel, while Mr Mann displayed that it was near winter conditions and wore a long-sleeved shirt. “Grobeson” declined comment.

The sign in question was attached to a 7' 6x6" steel pillar, embedded into a 150lb glob of concrete backfill. It had to be relocated from the upper ridge to a lower location. “Grobeson” was in the process of wrassling the sign in a manner reminiscent of rodeo cowboy, but was rescued before he and the sign began the Long Goodbye down the slope. A new hole was prepared at the trail junction. Using pharaohonic incantations, our directional

obelisk was levered into place. Uncle Hal gazed on in apparent approval. The hand of the thunderbolt was stayed, although Barking Ducks were out in force.

Meanwhile, further up the trail, the dirt was flying and the Malibu Lights were being placed under the energetic ministrations of Duke “High-Voltage” Bartoo and the following: Jana Gustman, Jennifer Johnston, Hal Chiasson, Fenton Cross, Adaberto Mendoza, Francisco Fabian, Maria Lemus, Jorge Pacheco, Guillermo Medina, their friend Carlos (who will kick my narrow ass for forgetting his last name), Jeff Robbins, Craig McClurg, and David Penney.

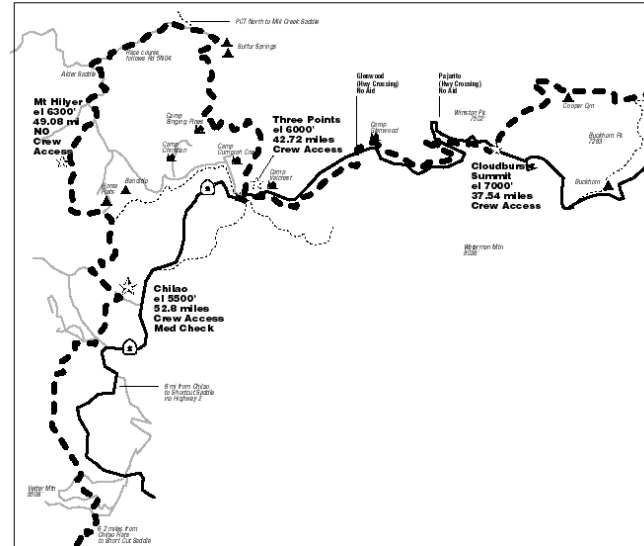
I departed this Vale of Tears with the cheery One-Fingered Salutations of the Work Party as the Wind Beneath My Jeans. I had to call my agent and look into the matter of my Gulfstream V. There was always Tomorrow.

The Gawdz smiled on this Motley Crüe as we labored under Grand Illusions Up The Stairway to Free Bird. We all were better for it. And so can you.

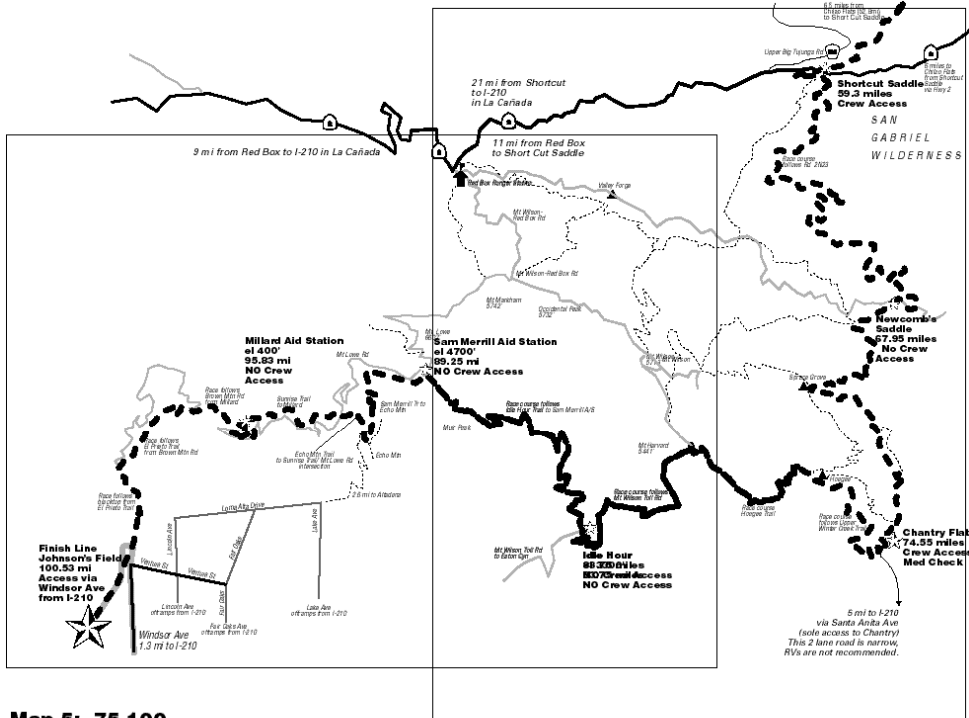
—*Mr Trail Safety*

10. Course Maps

Race Course Overview Map




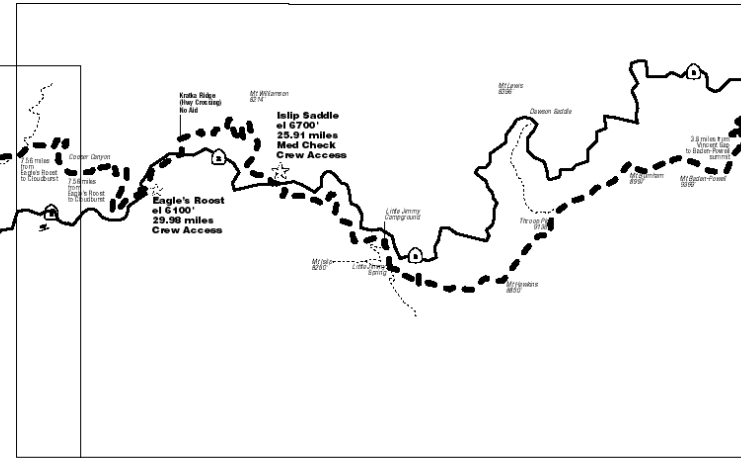
**Map 3: Mile 30-52
Eagle's Roost to Chilao**



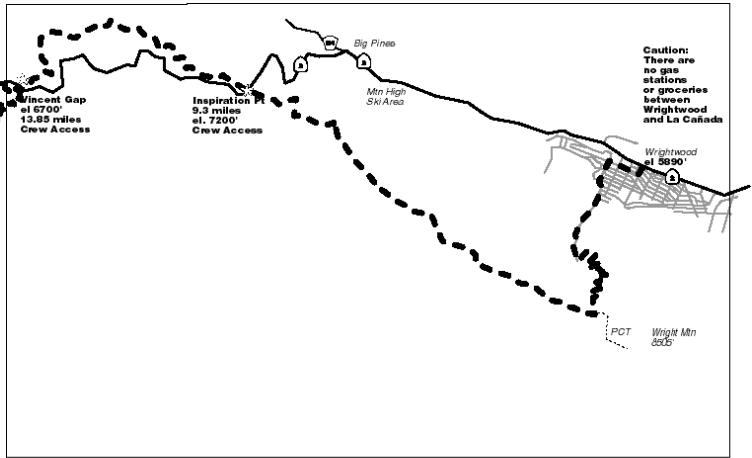
**Map 4: Mile 59-75
Shortcut Saddle to Chantry Flats**

**Map 5: 75-100
Chantry Flats
to Johnson Field**






**Map 2: Mile 14-30
Vincent Gap to Eagle's Roost**

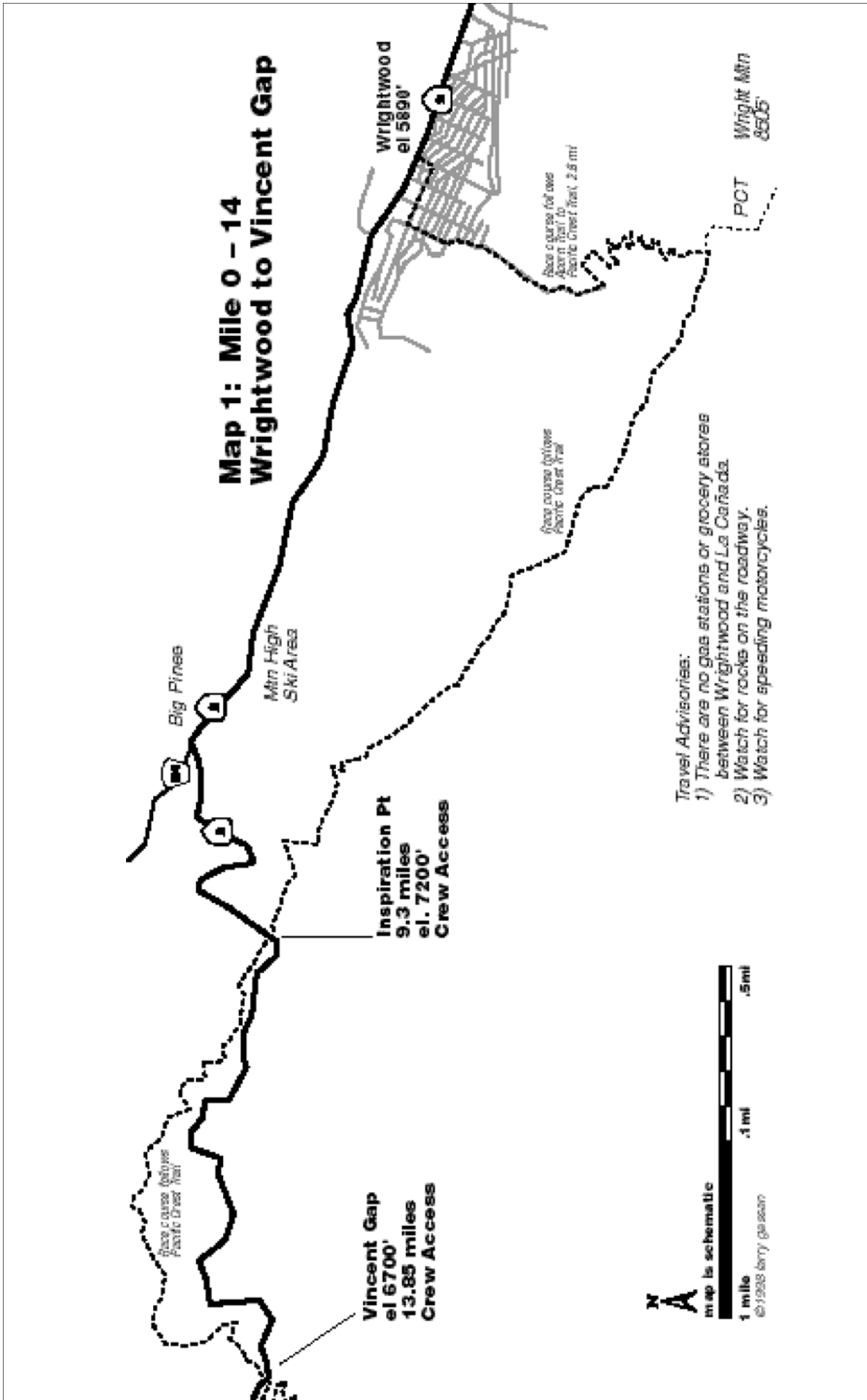


**Map 1: Mile 0-14
Wrightwood to Vincent Gap**

Highway 2 Distance Driving Chart (miles)

Wrightwood/Start to Lightning Ridge	9.00
Lightning Ridge to Vincent Gap	4.00
Vincent Gap to Islip Saddle	11.30
Islip Saddle to Kratka Ridge	1.70
Kratka Ridge to Eagle's Roost	0.90
Eagle's Roost to Cloudburst Summit	4.80
Cloudburst Summit to Pajarito	1.20
Pajarito to Glenwood	1.90
Glenwood to Three Points	1.50
Three Points to Chilao	2.30
Chilao to ShortCut Saddle	7.80
ShortCut Saddle to Mt Wilson Rd	5.30
Mt Wilson Rd to Angeles Forest Highway Jct.	4.80
Angeles Forest Highway Junction to Highway 2/210 Junction in La Canada	9.00
Total mileage, one way	65.50

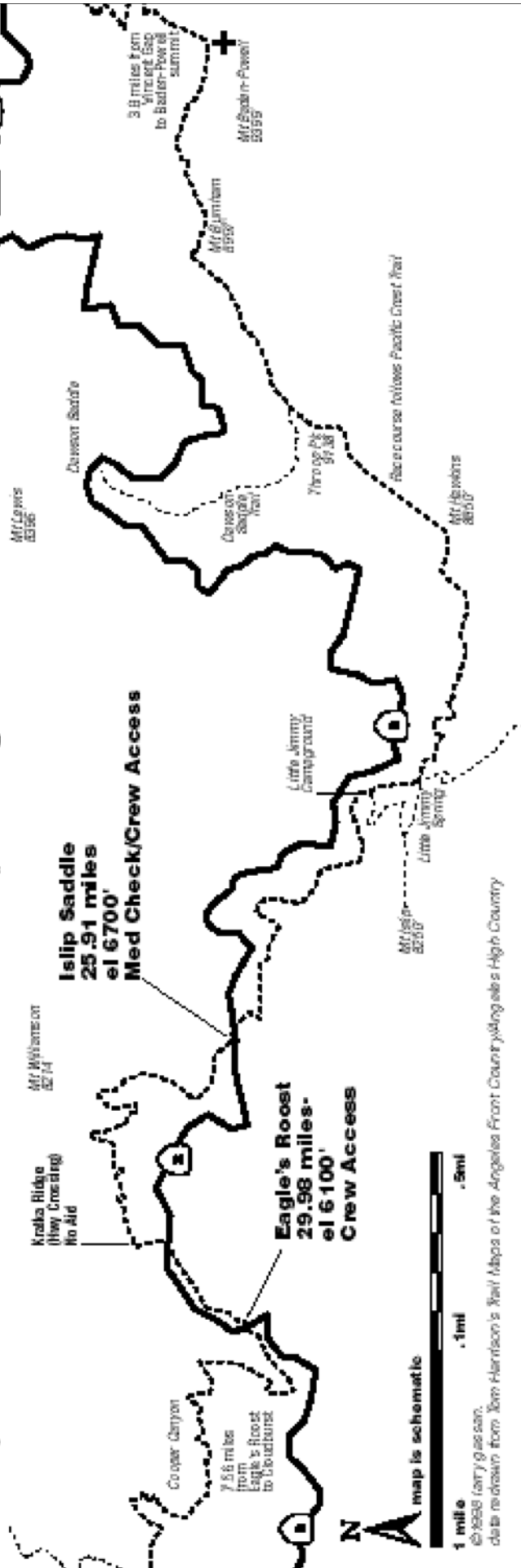




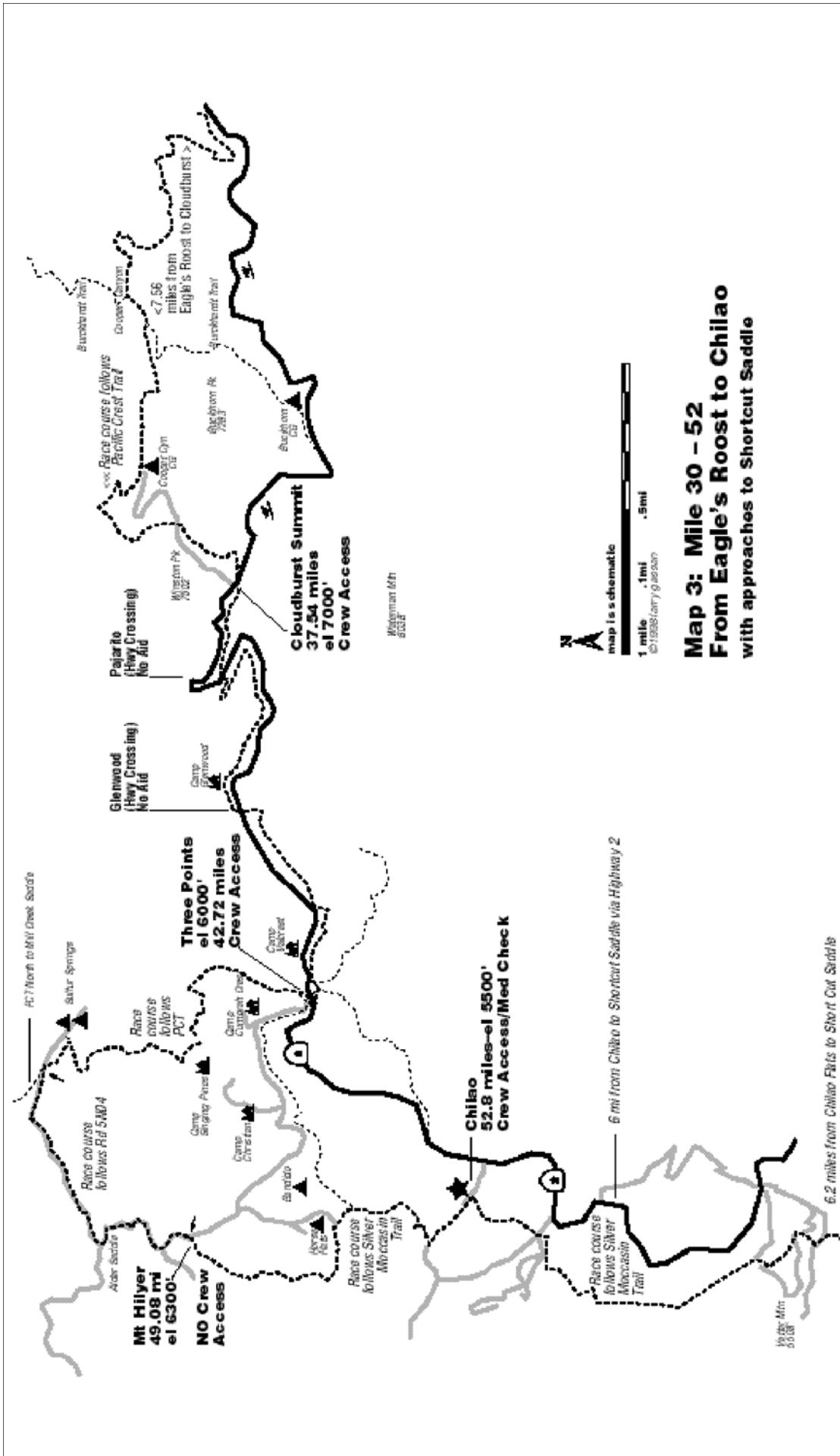
Travel Advisories:
 1) There are no gas stations or grocery stores between Wrightwood and La Cañada.
 2) Watch for rocks on the roadway.
 3) Watch for speeding motorcycles.

Checkpoint	DELTA	Distance	Drop Bag	Crew Access	O'Brien	Hian	Nielsen	Marshall	Fabian	Gustman	Scholz	Ward	Miksell	Cutoff
1. Wrightwood	0	0	NO	YES	5:00am	5:00am	5:00am	5:00am	5:00am	5:00am	5:00am	5:00am	5:00am	5:00am
2. Inspiration Point	9.3	9.3	NO	YES	6:33am	6:53am	6:41am	7:05am	6:57am	7:03am	7:10am	7:14am	7:24am	8:15am
3. Vincent Gap	4.5	13.85	YES	YES	7:12am	7:37am	7:16am	7:44am	7:43am	7:51am	8:05am	8:06am	8:25am	9:20am

Map 2: Mile 14 – 29.98 / Vincent Gap to Eagle's Roost

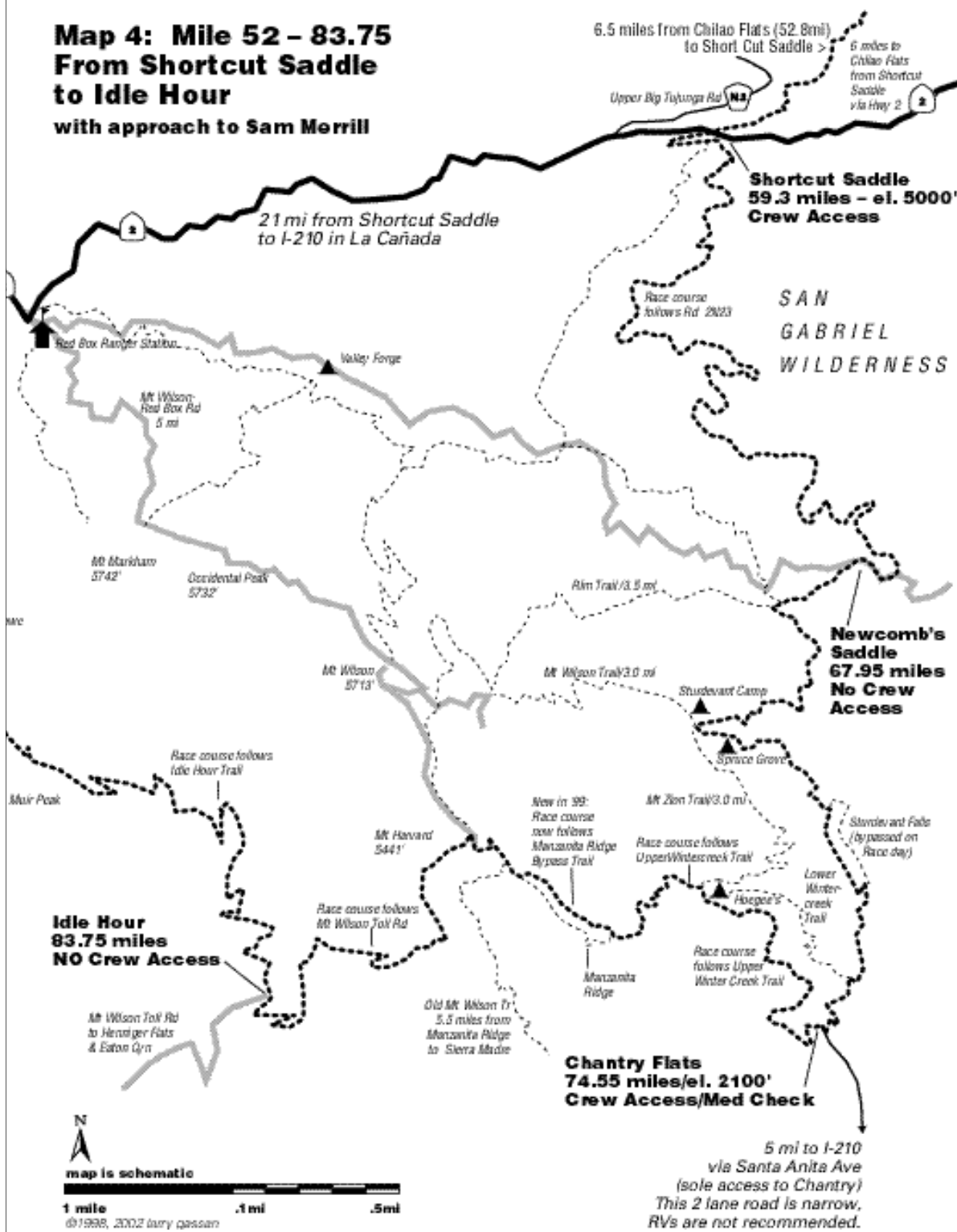


Checkpoint	DELTA	Distance	Drop Bag	Crew Access	O'Brien	Hian	Nielsen	Marshall	Fabian	Gustman	Scholz	Ward	Miksell	Cutoff
3. Vincent Gap	4.5	13.85	YES	YES	7:12am	7:37am	7:16am	7:44am	7:43am	7:51am	8:05am	8:06am	8:25am	9:20am
4. Islip Saddle (Medical)	12.06	25.91	YES	YES	9:21am	9:51am	9:32am	10:13am	10:22am	10:46am	11:10am	11:04am	11:54am	1:05pm
5. Kratika Ridge (Hwy Cross)	3.23	29.05	NO	YES	-	-	-	-	-	-	-	-	-	-
6. Eagle's Roost	0.84	29.98	NO	YES	10:04am	10:41am	10:23am	11:10am	11:29am	11:49am	12:22pm	12:11pm	1:16pm	2:35pm



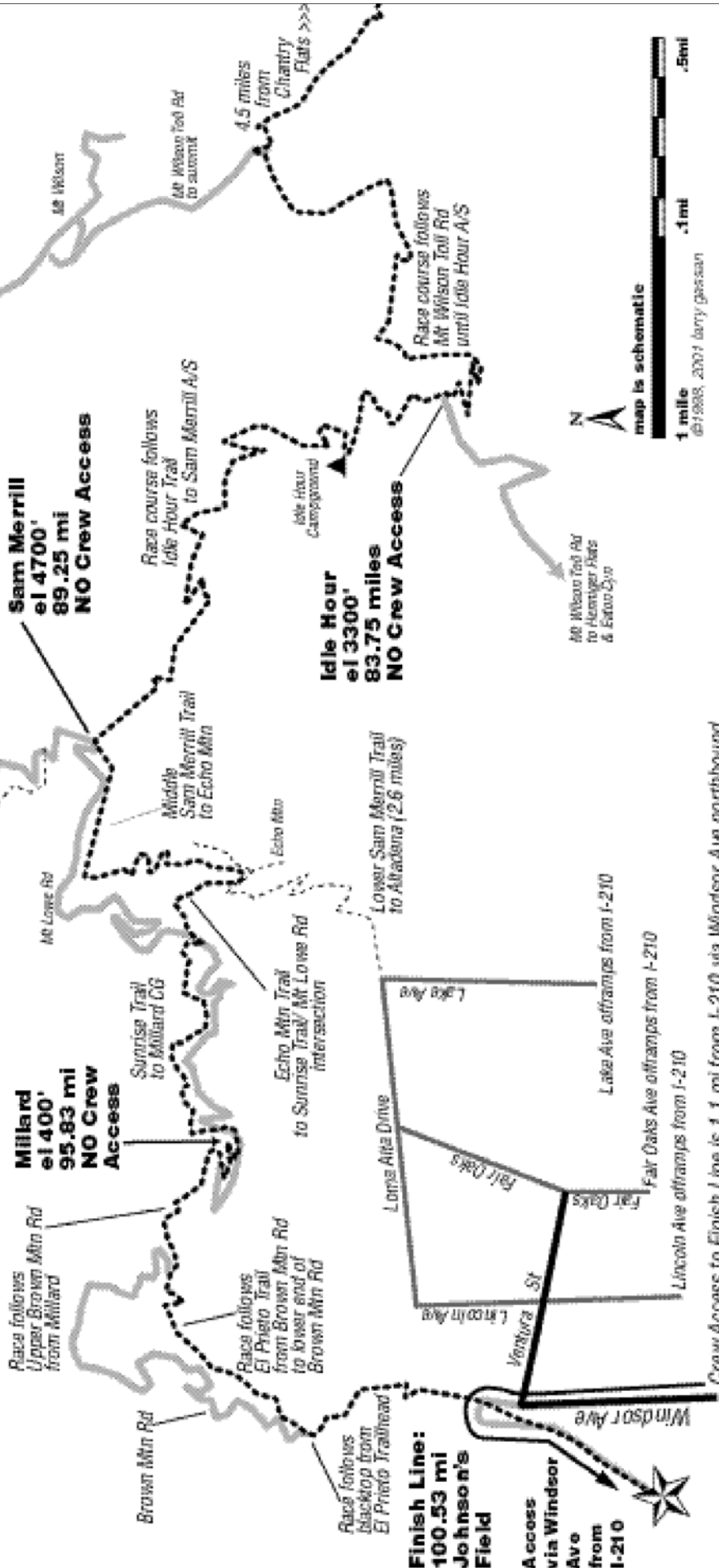
Checkpoint	DELTA	Distance	Drop Bag	Crew Access	O'Brien	Hian	Nielsen	Marshall	Fabian	Gustman	Scholz	Ward	Miksell	Cutoff
6. Eagle's Roost	0.84	29.98	NO	YES	10:04am	10:41am	10:23am	11:10am	11:29am	11:49am	12:22pm	12:11pm	1:16pm	2:35pm
7. Cloudburst Summit	7.56	37.54	YES	YES	11:12am	11:52am	11:55	12:53pm	1:19pm	1:39pm	2:25pm	2:11pm	3:46pm	4:30pm
10. Three Points POINTS	2.29	42.72	YES	YES	11:52am	12:33pm	12:41pm	1:24pm	2:23pm	2:33pm	3:38pm	3:20pm	5:32pm	6:00pm
11. Mt. Hillyer	6.36	49.08	YES	NO	12:50pm	1:31pm	13:51pm	2:35pm	3:44pm	4:01pm	5:02pm	4:53pm	7:17pm	8:00pm
12. Chilao (Medical)	3.72	52.8	YES	YES	1:30pm	2:10pm	2:33pm	3:24pm	4:38pm	4:58pm	5:58pm	6:09pm	8:48pm	9:10pm

**Map 4: Mile 52 – 83.75
From Shortcut Saddle
to Idle Hour
with approach to Sam Merrill**



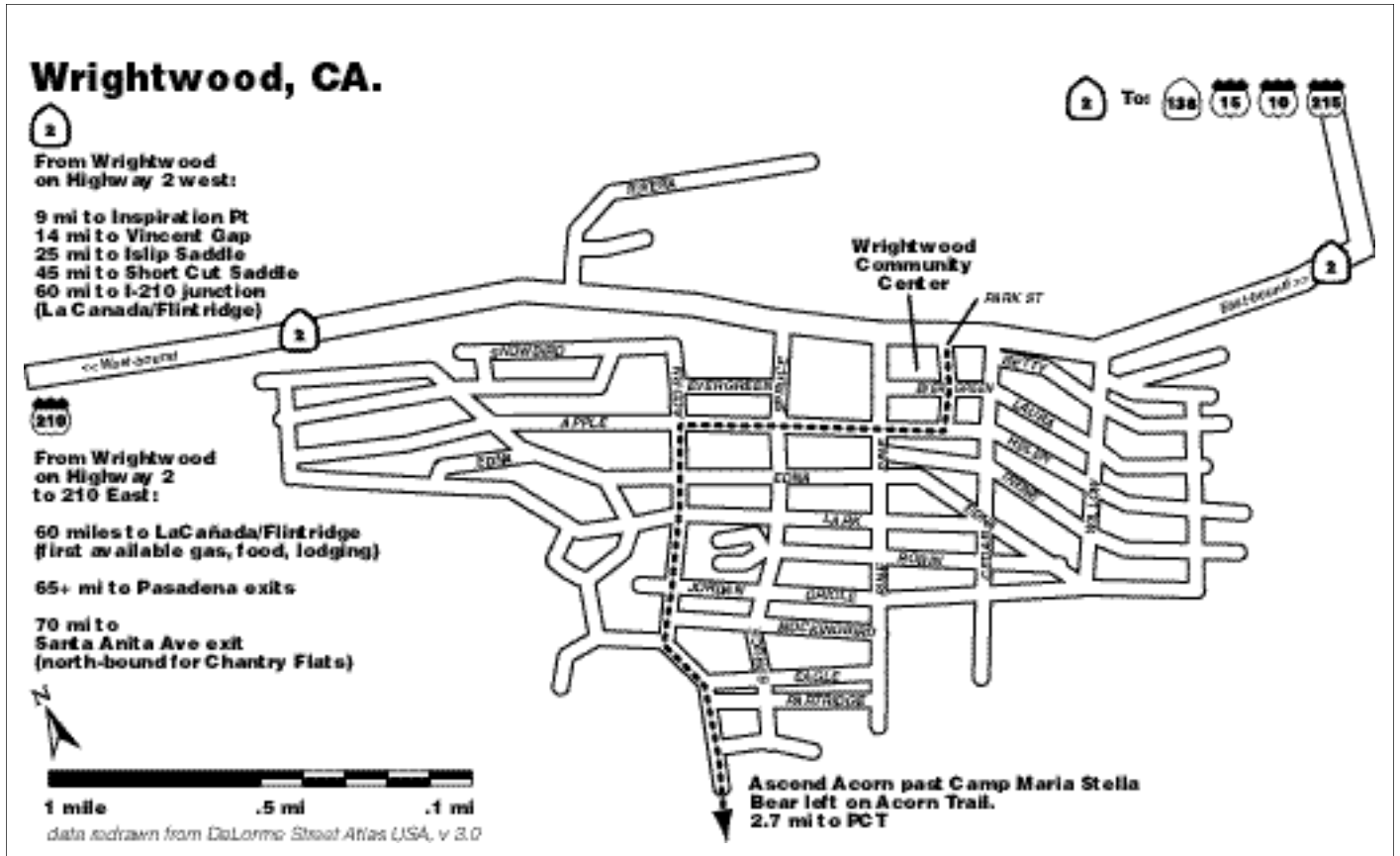
Checkpoint	DELTA	Distance	Drop Bag	Crew Access	O'Brien	Hian	Nielsen	Marshall	Fabian	Gustman	Scholz	Ward	Miksell	Cutoff
13. Shortcut Saddle	6.5	59.3	NO	YES	17:35	18:39	19:07	22:01	23:55	25:55	27:43	30:54	32:51	33:00
14. Newcomb's Saddle	8.65	67.95	YES	NO	3:52pm	4:49pm	5:29pm	6:38pm	7:53pm	8:52pm	10:15pm	10:47pm	1:47pm	3:00am
15. Chantry Flats (Medical)	6.6	74.55	YES	YES	4:59pm	6:01pm	6:40pm	8:14pm	9:55pm	10:48pm	12:18am	2:13am	4:40am	5:25am

Map 4 Mile 83.75 – 100.53 From Idle Hour to Johnson's Field

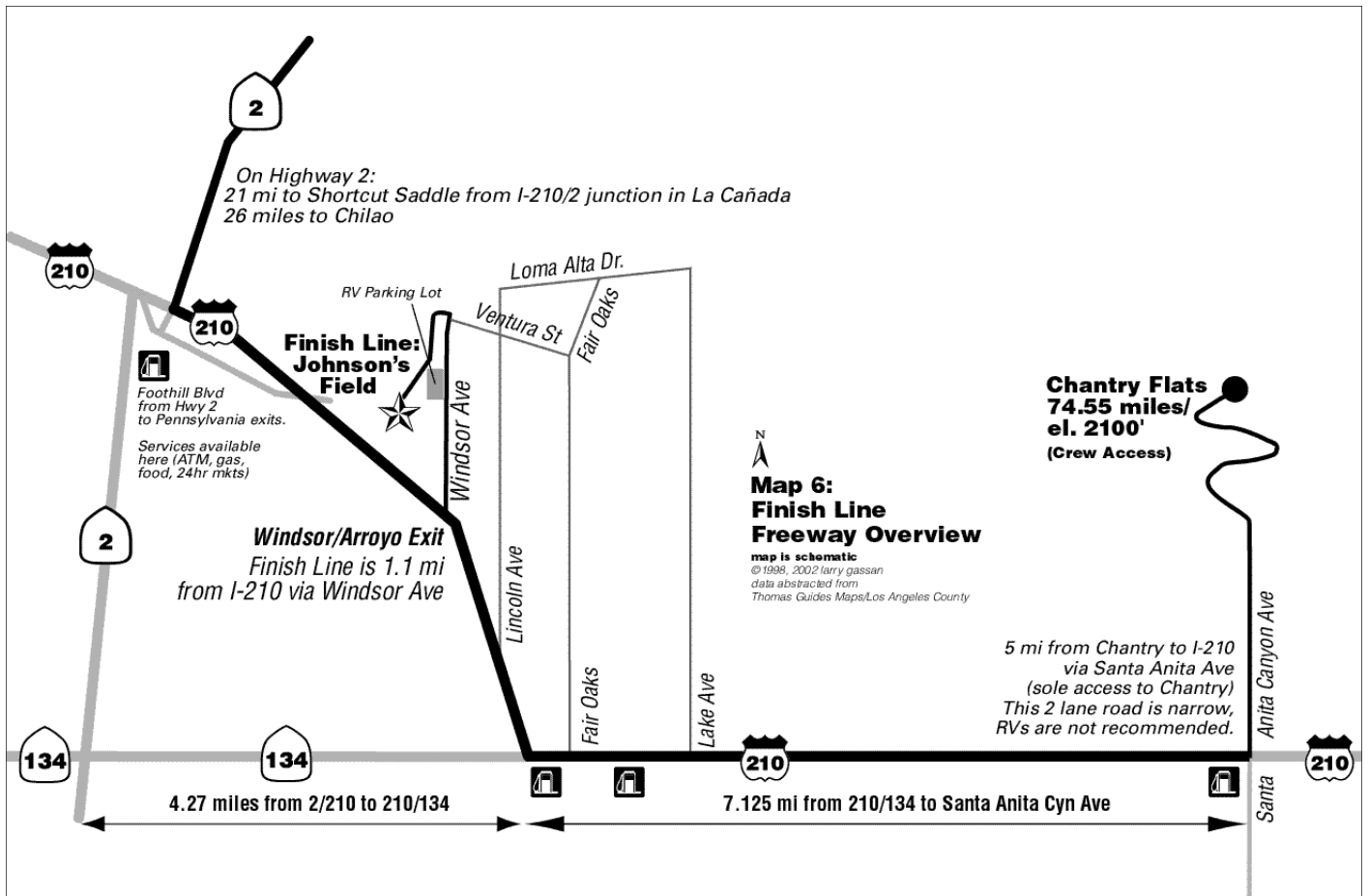


Crew Access to Finish Line is 1.1 mi from I-210 via Windsor Ave northbound

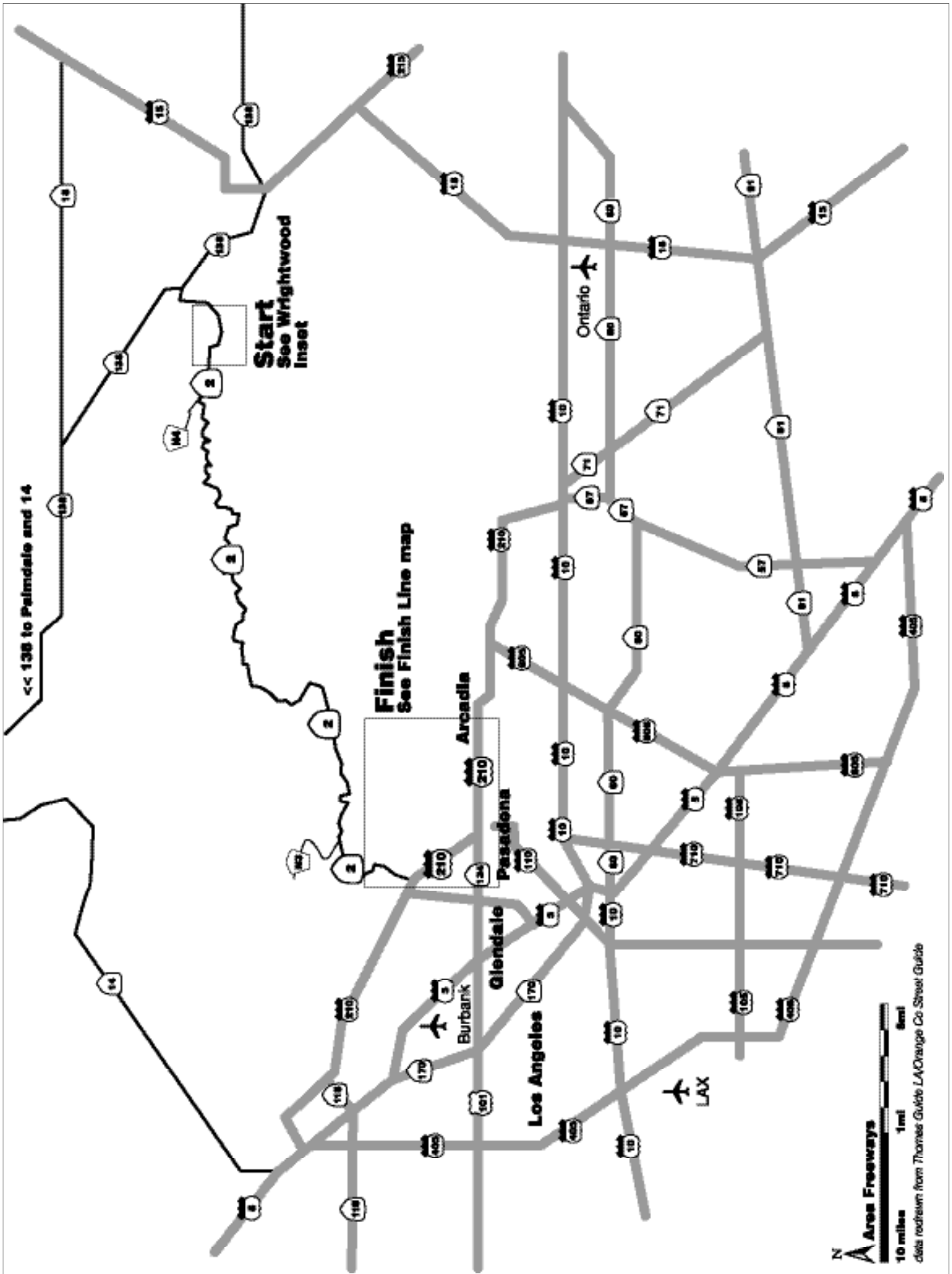
Checkpoint	DELTA	Distance	Drop Bag	Crew Access	O'Brien	Hian	Nielsen	Marshall	Fabian	Gustman	Scholz	Ward	Miksell	Cutoff
15. Chantry Flats (Medical)	6.6	74.55	YES	YES	17:35	18:39	19:07	22:01	23:55	25:55	27:43	30:54	32:51	33:00
16. Idlehour Trail	9:02	83.75	YES	NO	6:59pm	8:05pm	8:43pm	10:47pm	12:32am	1:46am	3:34am	6:13am	8:23am	8:45am
17. Sam Merrill Trail	5.5	89.25	YES	NO	8:23pm	9:34pm	10:07pm	12:36am	2:22am	3:49am	5:48am	8:34am	10:45am	11:20am
18. Millard Campground	6.58	95.83	YES	NO	9:32pm	10:54pm	11:19pm	2:00am	4:01am	5:50am	7:40am	10:35am	12:38pm	1:20pm
19. Johnson's Field	4.7	100.53*	YES	YES	10:35pm	11:39pm	12:07am	3:01am	4:55am	6:55am	8:43am	11:54am	1:51pm	2:00pm



The Start at Wrightwood



From Shortcut to Chantry and the Finish



*Accommodations***Wrightwood****Mt View Motel,**

PO Box 458, 1098 Highway 2,
Wrightwood, CA 92397.
(760) 249-3553.
9 units that sleep up to 5.

Pines Motel,

6045 Pine, Wrightwood, CA 92397
(760) 249-9931.

Economy Inn,

located at the Cajon Junction
approximately 5 miles east of
Wrightwood at the intersection of
Interstate 15 and Highway 138.
(760) 249-6777.

**Note: There have been reports of
overcharging during the 1999 Run.**

Wrightwood Sales and Rental

PO Box 951,
Wrightwood, CA 92397
(760) 249-3339.

Wrightwood Chamber of Commerce

PO Box 416,
Wrightwood, CA 92397
(760) 249-4320.

Wrightwood Mountain Realty

PO Box 942
(760) 249-3256,
Wrightwood, CA 92397.
Will rent vacation cabins, 2 day min.

Victorville/Hesperia**Budget Inn**

14153 Kentwood Blvd,
Victorville, CA 92392
(760) 241-8010

E-Z8 Motel

15401 Park Avenue East
Victorville, CA 92392
(760) 241-7516

Economy Inn

15822 Mojave Drive,
Victorville, CA 92394
(760) 241-0075

Green Tree Inn

14173 Green Tree Boulevard,
Victorville, CA 92392
www.bestwestern.com/best.html
(760) 245-3461, fax: (760) 245-7745

Holiday Inn

15494 Palmdale Road,
Victorville, CA 92392
(760) 245-6565, fax: (760) 245-6649

EconoLodge

11886 Mariposa Rd.
Hesperia, CA 92345
(760) 949-1515

Super 8 Motel

Bear Valley & Mariposa
Hesperia, CA 92345
(760) 949-3231

Days Inn Suites

14865 Bear Valley
Hesperia, CA 92345
(760) 948-0600

Sunset Inns of America

15765 Mojave Drive,
Victorville, CA 92394
(760) 243-2342

Travel Inn Motel

14998 7th Street,
Victorville, CA 92392
(760) 245-8627

Victorville Apple Valley

16868 Stoddard Wells Road,
Victorville, CA 92394
(760) 243-7700, fax: (760) 243-4432

Pasadena

Pasadena Convention & Visitor Center
Bureau (626) 795-9311.

Chamber of Commerce

117 East Colorado Boulevard,
Pasadena, CA 91105
(626) 795-3355 fax: (626) 795-5603

Artists' Inn

1038 Magnolia Street,
South Pasadena, CA 91030
(626) 799-5668

Bissell House

201 Orange Grove Avenue,
South Pasadena, CA 91030
(626) 441-3535

Comfort Inn

400 S. Arroyo Pkwy
Pasadena, CA 91105.
(626) 405-0811 fax: (626) 796-0966
(3 miles from the Rose Bowl)

Doubletree Hotel

191 North Los Robles Avenue,
Pasadena, CA 91101

(626) 792-2727

fax: (626) 304-0373

Hilton

150 South Los Robles Avenue,
Pasadena, CA 91101
(626) 577-1000, fax: (626) 584-3148

Holiday Inn

303 Cordova Street
Pasadena, CA 91101
(626) 449-4000, fax: (626) 584-1390

Mira-Monte Hotel

127 South El Molino Avenue,
Pasadena, CA 91101
(626) 796-2685

Pasadena Hotel Old Towne B & B

76 North Fair Oaks Avenue,
Pasadena, CA 91103
(626) 568-8172

Pasadena Inn

400 South Arroyo Pkwy
Pasadena, CA 91105
(626) 795-8401, fax: (626) 577-2629

Ramada Inn

3500 East Colorado Boulevard,
Pasadena, CA 91107
(626) 792-1363, fax: (626) 792-9213

Regal Inn Motel

3800 East Colorado Boulevard,
Pasadena, CA 91107
(626) 449-4743

Ritz-Carlton Huntington Hotel

1401 South Oak Knoll Avenue,
Pasadena, CA 91106
(626) 568-3900, fax: (626) 792-4192

Saga Motor Hotel

1633 East Colorado Boulevard,
Pasadena, CA 91106
(626) 795-0431
fax: (626) 792-0559

Vagabond Inn

1203 East Colorado Boulevard,
Pasadena, CA 91106
(626) 449-3170, fax: (626) 577-8873

Vagabond Inn

2863 East Colorado Boulevard,
Pasadena, CA 91107
(626) 449-3020

Glendale**American Motel**

1541 East Colorado Street
Glendale, CA 91205
(818) 242-5572

Bell Motor Hotel

1130 East Colorado Street
Glendale, CA 91205
(818) 956-7179

Best Western Inn

123 West Colorado Street
Glendale, CA 91204
www.bestwestern.com/best.html
(818) 247-0111, fax: (818) 545-9393

Chariot Inn Motel

1118 East Colorado Street
Glendale, CA 91205
(818) 507-9600

Days Inn

450 Pioneer Drive
Glendale, CA 91203
(818) 956-0202
fax: (818) 502-0843

Doubletree Hotel

100 West Glenoaks Boulevard
Glendale, CA 91202
(818) 956-5466
fax: (818) 551-4088

Econo Lodge

1437 East Colorado Street
Glendale, CA 91205
(818) 246-8367

El Rio Motel

1515 East Colorado Street
Glendale, CA 91205
(818) 243-3157

Glendale Motel

1523 East Colorado Street
Glendale, CA 91205
(818) 243-7126

Manhattan Motel

1523 East Colorado Street
Glendale, CA 91205
(818) 244-8195

Maryland Hotel

202 East Wilson Avenue
Glendale, CA 91206
(818) 241-3121

May-Lane Motel

2413 Foothill Boulevard,
La Crescenta, CA 91214
(818) 248-1294

Rodeway Inn

200 West Colorado Street
Glendale, CA 91204
(818) 246-7331

Vagabond Inns

120 West Colorado Street
Glendale, CA 91204
(818) 240-1700
fax: (818) 548-8428

Note: Numbers are current as of
May 21 2000, and were drawn from
GTE Online Yellow Pages.

Map & Book References:

These maps were used as primary refer-
ences for the maps in the Race Book.

**Trail Map of the Angeles Front
Country, Trail Map of the
Angeles High Country**

Both by Tom Harrison, and are used by
USFS and NPS rangers. Simply the best
available. <www.tomharrisonmaps.com.>

**Los Angeles County Street Guide &
Directory.** Thomas Bros. Maps. The one
guide you'll ever need for LA County.**Other Reference Books:**

**Trails of the Angeles: 100 Hikes in the
San Gabriels** by John W. Robinson
The maps are useless, but the text is col-
orful and informative.

The Control of Nature, John McPhee.
Anthology of three brilliant essays,
the final one illuminating the business of
flood control, geology, and firefighting
here in the San Gabriels.

Los Angeles: City of Four Ecologies

Rayner Banham. The iconoclastic
granddaddy of looking at Los Angeles, and
liking it.

AC100 Race Photos Wanted


Send your own AC100-race photos for
inclusion in future RaceBooks. Please
caption each photo with who, when, &
where. Photos with a SASE guarantee
their return. Send all photos to Larry
Gassan, 7453 Oakwood Ave, LA, CA 90036.

Text & Caption Corrections

Send these care of Larry Gassan, or
<L_Gassan@beachnet.com.>



The "Little Pre-Race Tent Village in the Pines", Wrightwood CA 2000.



Checkpoint	DELTA	Distance	Drop Bag	Crew Access	O'Brien	Hian	Nielsen	Marshall	Fabian	Gustman	Scholz	Ward	Miksell	Cutoff
1. Wrightwood	0	0	NO	YES	5:00am	5:00am	5:00am	5:00am	5:00am	5:00am	5:00am	5:00am	5:00am	5:00am
2. Inspiration Point	9.3	9.3	NO	YES	6:33am	6:53am	6:41am	7:05am	6:57am	7:03am	7:10am	7:14am	7:24am	8:15am
3. Vincent Gap	4.5	13.85	YES	YES	7:12am	7:37am	7:16am	7:44am	7:43am	7:51am	8:05am	8:06am	8:25am	9:20am
4. Islip Saddle (Medical)	12.06	25.91	YES	YES	9:21am	9:51am	9:32am	10:13am	10:22am	10:46am	11:10am	11:04am	11:54am	1:05pm
5. Kratika Ridge (Hwy Cross)	3.23	29.05	NO	YES	-	-	-	-	-	-	-	-	-	-
6. Eagle's Roost	0.84	29.98	NO	YES	10:04am	10:41am	10:23am	11:10am	11:29am	11:49am	12:22pm	12:11pm	1:16pm	2:35pm
7. Cloudburst Summit	7.56	37.54	YES	YES	11:12am	11:52am	11:55	12:53pm	1:19pm	1:39pm	2:25pm	2:11pm	3:46pm	4:30pm
8. Pajarito (Hwy Cross)	0.83	38.37	NO	YES	-	-	-	-	-	-	-	-	-	-
9. Glenwood (Hwy Cross)	2.06	40.4	NO	YES	-	-	-	-	-	-	-	-	-	-
10. Three Points POINTS	2.29	42.72	YES	YES	11:52am	12:33pm	12:41pm	1:24pm	2:23pm	2:33pm	3:38pm	3:20pm	5:32pm	6:00pm
11. Mt. Hillyer	6.36	49.08	YES	NO	12:50pm	1:31pm	13:51pm	2:35pm	3:44pm	4:01pm	5:02pm	4:53pm	7:17pm	8:00pm
12. Chilao (Medical)	3.72	52.8	YES	YES	1:30pm	2:10pm	2:33pm	3:24pm	4:38pm	4:58pm	5:58pm	6:09pm	8:48pm	9:10pm
13. Shortcut Saddle	6.5	59.3	NO	YES	2:34pm	3:23pm	3:50pm	4:53pm	5:59pm	6:41pm	7:46pm	7:58pm	10:58pm	11:40pm
14. Newcomb's Saddle	8.65	67.95	YES	NO	3:52pm	4:49pm	5:29pm	6:38pm	7:53pm	8:52pm	10:15pm	10:47pm	1:47pm	3:00am
15. Chantry Flats (Medical)	6.6	74.55	YES	YES	4:59pm	6:01pm	6:40pm	8:14pm	9:55pm	10:48pm	12:18am	2:13am	4:40am	5:25am
16. Idlehour Trail	9.02	83.75	YES	NO	6:59pm	8:05pm	8:43pm	10:47pm	12:32am	1:46am	3:34am	6:13am	8:23am	8:45am
17. Sam Merrill Trail	5.5	89.25	YES	NO	8:23pm	9:34pm	10:07pm	12:36am	2:22am	3:49am	5:48am	8:34am	10:45am	11:20am
18. Millard Campground	6.58	95.83	YES	NO	9:32pm	10:54pm	11:19pm	2:00am	4:01am	5:50am	7:40am	10:35am	12:38pm	1:20pm
19. Johnson's Field	4.7	100.53*	YES	YES	10:35pm	11:39pm	12:07am	3:01am	4:55am	6:55am	8:43am	11:54am	1:51pm	2:00pm



Angeles Crest 100
370 West Colorado Street, Arcadia, California 91007 • (626) 447-0584 • ken@ac100.com • www.ac100.com/



The Angeles Crest 100 is a charter member of the SoCal Ultra Series.
9381 Cape Cod Dr • Huntington Beach, CA 92646 • (714) 962-0385 • <RunrKat@aol.com>
www.geocities.com/Colosseum/2903/, and <http://www.Run100s.com/socal/index.html>

Designed & produced by Larry Gassan Art Direction • <http://larrygassan.com> • L_Gassan@beachnet.com