

THE 20TH ANNUAL


Angeles Crest 100-Mile Endurance Run

Sept 16-17 2006



SOUTHERN CALIFORNIA'S CLOSEST WINTER RESORT
mountain
high 

UCLA Department of Astronomy
Sep 01 02 16:55:56



2002: The Curve Fire as seen from Mt Wilson, 16 miles west of the blaze.

Invitation

The San Gabriel back country retains much of the natural beauty, if not the primitive wilderness of yesteryear, thanks largely to the foresight and capable supervision of the U. S. Forest Service and hundreds of volunteers. Picnic areas and campgrounds have been constructed with a minimum displacement of the natural setting.

The 490 miles of trails throughout the forest are well marked. Time, increasing use, epic weather, and funding cutbacks have taken their toll.

The Angeles Crest 100 Trail Volunteers have joined in efforts to restore and renew trails in the Angeles National Forest. Without the efforts of these volunteers and hundreds others like them, the trails that make this race would cease to exist.

Those desiring to see much of this primitive wilderness in a single day are invited to participate in the Angeles Crest 100 Mile Endurance Run.

We are proud to host the 20th Annual Angeles Crest 100 for the fine men and women who have decided to compete in this year's event.

In coordinating an event of this size, problems or unanticipated situations may arise. We ask your indulgence as we work towards improving our race every year.

Thank you for your support,

Ken Hamada, Race Director

Hal Winton, Co-Race Director

George Evans, Assistant Race Director

Editor's Notes

Southern California is a dynamic geologic environment. The winter of 2004-2005 brought epic rainfall, with over 33" of rain in the Basin and some mountain locations getting over 70". We burned in 2002, we slid in 2005. **Long-term damage to Highway 2 is still in effect with the highway closure at Vincent Gap.**

Mudslides buried portions of the Chantry Flats Rd in 2005; breaking through guardrails, and washing out sections of roadbed. Access is currently limited to authorized vehicles, hikers and cyclists.

Then fire: this what a fire looks like here in SoCal. In September 2002, two major fires ignited within eighteen days of each other. The first fire started fifteen miles south and east of the race start. The second fire, (shown to the right) started approximately twenty five miles west by southwest of Wrightwood, almost due south of the Islip Checkpoint. The combined destruction was over 160,000 acres, with numerous historic private and public structures lost forever.

On a happier note; the 2006 AC100 Race Book was created with the runner, pacer and crew in mind. The split charts are drawn from the '01 race. The record times of Jim O'Brien and Evelyn Marshall are reminders of what was accomplished on the older, longer course.


Maps were drawn from the Tom Harrison map series: *The Angeles Crest Front Range*, and *The Angeles Crest High Country*. They are the best reference sources available.

Every AC100 finisher is indexed by time and name, and are updated annually. Many of you will see yourselves in these lists. Some of you remember the years when you didn't finish. But you came back the next year and made it right.

This book is dedicated to you.

Yrs truly,

Larry Gassan
AC100 RaceBook Editor



Above: On Mt Baden-Powell at dawn. Below: Francisco Fabian and pacer (2005).


Contents

1. Race Day Schedule	2
2. Rules and Procedures	4
3. Race Course Description	7
4. Race Day: Detour Map, Driving & Parking on the Course	14
5. Awards	16
6. Race Team & Volunteers	22
7. Course Wildlife	24
8. Finishers by Rank	27
9. Finisher Index	40
10. AC100 Volunteers and Trail Building	48
11. Course Maps	50
12. Lodging and Resource Index	59

Photo Credits

Front cover: Larry Gassan; Inside cover: UCLA Dept of Astronomy; 1: Larry Gassan; 2: Lee Freeman; 3: Larry Gassan; 4: Larry Gassan; 6: Stan Wagon; 16: Larry Gassan; 17: Larry Gassan, awards/AC100; 18: Larry Gassan; 19: Awards/AC100; 20: Awards/AC100; 21: Larry Gassan, awards/AC100; 22: Montrose S&R, Larry Gassan; 23: courtesy of Bill Westphal, Dino Darling; 27: Lee Freeman; 28: Larry Gassan; 29: Lee Freeman, Larry Gassan (2); 30: Lee Freeman, Larry Gassan (2); 31: Larry Gassan; 32: Lee Freeman, Larry Gassan (2); 33: Lee Freeman (2), Larry Gassan; 34: Lee Freeman, Devy Reinstein, Geri Kilgariff; 35: Lee Freeman, Larry Gassan (2); 36: Larry Gassan (2), Devy Reinstein; 37: Larry Gassan; 38: Larry Gassan, Lee Freeman (2); 39: Larry Gassan (3), courtesy of Joanne Urioste; 40: Larry Gassan, courtesy of the Foothill Flyers; 41: Ben Jones, Larry Gassan (2); 42: Larry Gassan; 43: Larry Gassan; 44: Larry Gassan; 45: Larry Gassan; 46: Hal Winton; 47: Larry Gassan (4), Tina Walter; 48: Larry Gassan; 49: Larry Gassan; 60: Larry Gassan; back cover: Larry Gassan

1. Race Day Schedule



Off and running, 1993. Fred Shufflebarger (bib #1) sizes up the competition.

Race Weekend Weather

General weather conditions on Race Day have tended towards clear, breezy days in the 70's marked by cool nights in the low 50's. The '01 Race Day had higher than normal temperatures in the high 70's and the nights didn't drop below 65, with Sunday spiking up into the low 90's in Pasadena. Rain and drizzle are not unknown, as seen in 1999 from Shortcut to the finish.

Sunrise/Sunset

Begin civil twilight	6:12 a.m.
Sunrise	6:37 a.m.
Sunset	6:59 p.m.
End civil twilight	7:24 p.m.

Lunar Data

Moonset: 3:26 p.m. on preceding day	
Moonrise	1:01 a.m.
Moon transit	8:39 a.m.
Moonset	4:11 p.m.

Moonrise: 2:02 a.m. on Sept 17

General Temperature Ranges

Wrightwood high & low: 40/75

Mt Wilson: 76°F/58°F

Records: 92°F (2000), 36°F (1965)

Pasadena high & low: 50/85

Records: 105°F (1939), 49°F (1941)

Weather Websites

Mt Wilson, CA:

www.weather.com/weather/local/USCA0742

Pasadena CA:

www.weather.com/weather/local/USCA0840

Race Weekend: Schedule of Events

Friday in Wrightwood

Wrightwood Community Building

9:00am - 12:00pm

- Medical checkup.
- Drop bag collection

Wrightwood Community Building

2:00 PM - 4:30 PM

- Welcome
- Medical Concerns
- USFS Concerns
- Search & Rescue Concerns
- Trail Briefing/Slide Presentation

6:00 PM

There will be a spaghetti dinner at 6pm at the Wrightwood Community Center. Sponsored by Snowline Royalty, an organization that is involved in the various Tri-Community pageant of queens and princesses.

The dinner is a fundraiser to help buy books for the Snowline Royalty's Reading Program. Various queens and princesses go to elementary school classrooms and

read to children. A book is then presented to each child in the classroom as a gift. The cost of the dinner is \$5 and is open to the public.

Saturday, Sept 18 in Wrightwood:

4:00 AM

Runner Check-in at the Wrightwood Community Building

5:00 AM

Hal Winton presents the Invocation. Andy Morehead and the Wrightwood firefighters help start the race. Go!

Sunday, Sept 19 at Johnson's Field:

2:00 pm (sharp) Finish of race

2:30 pm - 5:00 pm

Picnic and Award Ceremony

The AC100 Race Rules And Procedures are designed for the safety and well-being of everyone involved in the race; including runners, pacers, crews, volunteers and spectators.


Failure to comply with these rules may result in disqualification of the runner.

On Persistence and Determination

"Press On — Nothing in the world can take the place of Persistence.

Talent will not; Nothing is more common than unsuccessful men with talent. Genius will not; unrewarded genius is almost a proverb. Education alone will not; The world is full of educated derelicts. Persistence and Determination alone has unlimited potential."

— Calvin Coolidge



Andy Jones-Wilkins, paced by Andy Roth, 2005.

The Race is remarkably true to the original course laid out by Del Beaudoin in 1986.

Minor revisions have been made. In 1992 the Rose Bowl finish was permanently pre-empted by a Guns-N-Roses concert (remember them?) to its current Johnson Field location.

In '96, a section of Cooper Canyon lost the "death-march" road section, and was replaced by a scenic trail section. A new .85 mile trail section overlooking Sulfur Springs replaced an asphalt grade. And in '99 the AC100 Trail Volunteers built the "Winton Bypass" below Manzanita Ridge on Mt. Wilson, replacing a 16% ridge-run.

Everything else is the same as it was for the first 37 finishers in 1986. Go for it.



Tracy Bahr at mile 23, 2005



2005 Finish Line: Dan Brenden, Norman Richardson, co-RD Hal Winton and Andy Kumeda

2. Rules And Procedures



Tom Nielsen, Cloudburst Summit, 1999

1) Runner Responsibilities

The runner is responsible for knowing all the rules.

2) Race Packet Pick-up

Only runners entered in the Race will be allowed to pick up their race packet. ID (i.e., drivers license) will be required. If you do not plan to run the race and want to have a friend pick up your race packet on Friday, please inform Race Management.

3) No "muling"

Runners must carry all of their own fluids, food, clothing and other supplies needed for use between checkpoints.

4) No unauthorized aid, caches or drops.

No one is allowed to cache, drop, or store supplies on the AC100 course before or during the Run. Runners are not allowed aid between checkpoints. Crews are forbidden to leave aid along the trail during the run.

Runners whose crews and friends using the AC100 course and aid stations on race weekend for training runs will be disqualified.

5) No Course-Cutting

Runners must follow the marked course at all times. If the Runner departs from the marked course, the runner must return to the point of departure on foot before continuing. Cutting the course is grounds for immediate disqualification.

6) Checking In/ Checking Out

It is the Runner's responsibility to properly check in and check out of each checkpoint. Bib numbers must be clearly visible.

7) Pacers

Runners may be aided by a Pacer starting at the Chilao Checkpoint (mile 52). Only one Pacer will be allowed to accompany each Runner between each checkpoint.

Runners 60 and over will be allowed a pacer from the start in Wrightwood.

Aid will be available for both the Runner and the Pacer. Both runner and pacer must receive their aid at the designated checkpoints. However, if a shortage occurs, Runners have priority.

7a) If you want to pace

If you or your friends are available to pace a runner, please let the Chilao (52 miles), Short Cut (59.3 miles), or Chantry Flats (75 miles) Checkpoint Coordinator know. They will keep a list of available Pacers. Out-of-state Runners who have come the greatest distance have priority

8) Cutoff times

Cutoff times will be enforced at each Checkpoint by the Checkpoint Leaders. Their decisions are final, no exceptions. Cutoffs are listed at the back of this brochure. **If you are not clear about cut-offs, ASK!**

9) Highway Crossings

The main concern is safe movement of pedestrian and vehicle traffic. Vehicles have right of way at all times.

There will be a Run Official (flagman) at each highway-crossing checkpoint. The Runner is a pedestrian and must obey all Run Official directions; and all laws pertaining to highway pedestrian crossings.

10) If you decide to drop

If any Runner is unable to complete the Run, the Runner must notify a run official. The medical wristband (provided at the pre-race medical check in Wrightwood) must be surrendered. Upon surrendering the medical wristband, the runner is officially out of the race.

If Run Officials do not get the runner's medical wristband and the runner does not show up at the next checkpoint within a reasonable time, Run Officials will assume that the runner is lost and notify Search and Rescue. Leaving the race without informing a Run Official is grounds for disqualification.

11) If you get lost

If you get lost or injured, do not attempt to find your way cross country. **STAY ON THE TRAIL AND WAIT.** Wandering aimlessly, especially at night, will reduce your chances of being found.

12) Do Not Litter

Either carry your trash or leave it at checkpoints.

Support Crews and Other Issues

Support crews are not essential. There is adequate aid station support along the course with water, electrolyte replacement fluids, food and medical aid. In addition, drop bags are allowed at all major checkpoints (see Checkpoint Table, Inside Back Cover).

If you do have a crew, please note:

- Many checkpoints are close to the Angeles Crest Highway (Hwy 2). Whether on foot or in vehicles, crews must not impede highway traffic.
- Crews should carpool when possible to prevent traffic problems.
- Crews must comply with Run Officials directing traffic. Those who don't could get their runner disqualified.
- Only support crew vehicles are allowed in congested parking areas.
- Crews are NOT allowed at checkpoints marked "NO" in the crew column of the AC100 Checkpoint Table.
- No dogs allowed at any checkpoints or on the course.

Checkpoints Closed to Crews

Mt. Hillyer will be closed to support crews. Absolutely no support vehicles allowed on the road to Hillyer!

Chantry Flats is the last crew access point over the final 25 miles of the course

Newcomb's Saddle, Idlehour Trail, Sam Merrill Trail, and Millard Campground are closed to crew access. Use drop bags for flashlights, batteries and warm clothing.

Drop Bags

We urge runners to take advantage of this service. Besides ensuring you get what you need when you need it, using drop bags instead of crews helps minimize highway traffic.

Drop bags will be collected on Friday morning in front of the Wrightwood Community Building. Indicate your name, run number, and checkpoint on each Drop Bag. Be sure that all bags are securely tied and labeled.

Mt. Hillyer Trail, Newcomb's Pass, Idlehour Trail, Sam Merrill Trail, and Millard Campground Checkpoints are closed to crews but do have drop bag service. Newcomb's Pass, Idlehour and Sam Merrill get cool at night. Warm clothing may be needed for these sections.

All drop bags will be returned to the Finish area. Don't bring your favorite t-shirt or expensive clothing. Drop bags can get lost.

No Shuttle Service

There is no shuttle service to bring runners back to Wrightwood. Runners are responsible for making their own arrangements.

Trail Marking

Trails are marked with yellow surveyor ribbon and biodegradable powder. Night sections are marked by fluorescent surveyor ribbon and glow-sticks. Biodegradable powder will be used to mark the trail near campgrounds, since campers have been known to remove ribbons and glowsticks. Checkpoint Coordinators know about problem areas and will re-mark the trail as necessary.

EMTs and the Volunteer Medical Team

The race is staffed by an all-volunteer

medical team, led by the Medical Director H. E. West.

HAM Radio Communication

"HAM" radio operators will be tracking runners' progress at each checkpoint. Arrival, departure, and drop information will be distributed among checkpoints and to a database at the finish area using integrated radio communications and computers. This system not only makes it possible to locate runners' positions throughout the race, it also facilitates emergency response.

Medical Concerns: Dehydration

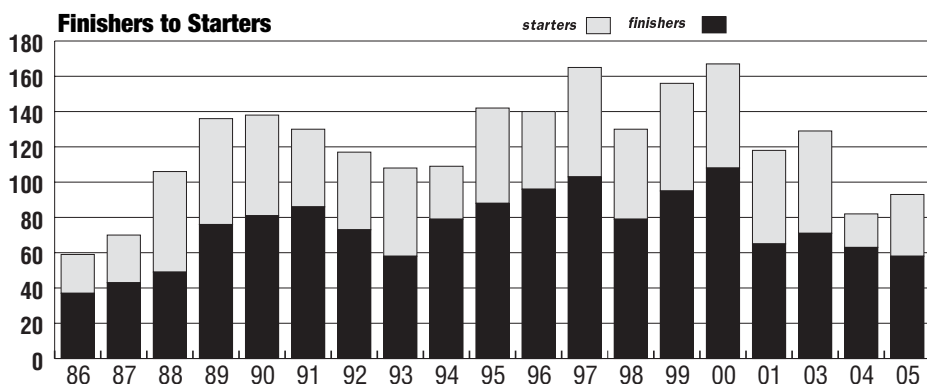
Dehydration is the most common medical problem for endurance runners. To monitor dehydration, runners will be weighed at major medical checkpoints. Weights will be compared to the baseline weight on the runner's medical band.

Weight Loss

- If the weight is 3% below baseline, the runner will be asked to drink more.
- If the weight is more than 5% below baseline, increased fluid intake will be strongly advised. The runner will be reweighed before leaving the checkpoint. It is the runner's decision to continue the race as long as they are within the cutoff.

Hypothermia


Hypothermia could be a problem near Mt. Baden-Powell. Wear adequate clothing for the climb. Checkpoints before and after Mt. Baden-Powell (Vincent Gap and Islip Saddle) have crew access and drop bag service. Leave excess clothing with your crew, or in your drop bag that will be returned to the Finish Area.



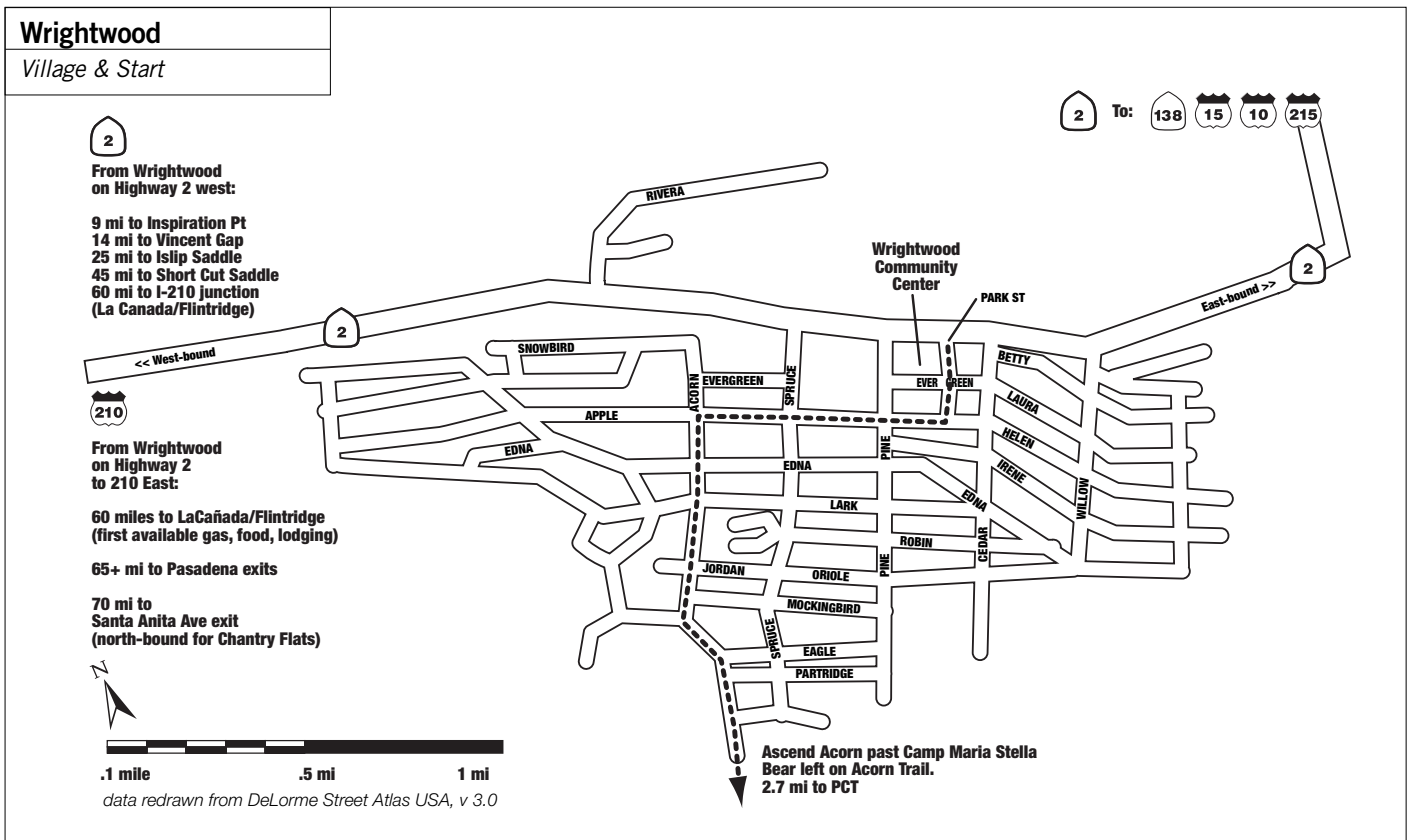
Profile of Finishers to Starters: 1986-2005

1986-91	101.99
1992	101.35
1993, 94	101.08
1995	100.90
1996 & 1997	100.53
1998 on	100.5

Distances over the history of the race.



Jim O'Brien on his way to a course record of 17:35:48 in 1989. Photo by Stan Wagon



Wrightwood Detail Map

Trail Descriptions

The following trail descriptions are designed to acquaint the racer and their crew with the AC100 Race Course. Certain areas that are accessible on training runs will not be available to crews on Race Day. Please make note of this.

Map Sources

The maps used in this book are simplified schematics from The Harrison Maps; *Angeles Crest: The High Country* and *Angeles Crest: The Front Range*.

Street and arterial maps are drawn from the *Thomas Guide/LA County*, which is indispensable for navigation in the Los Angeles Basin.

Harrison Maps are available at local outdoor outfitters, and direct. The Thomas Guides are widely available in bookstores and supermarkets.

Wrightwood

The mountain resort community of Wrightwood serves as the starting line and home base for pre-race activities for the Angeles Crest 100. Located in picturesque

Swartout Canyon at 6,000 ft. on the north slope of the rugged San Gabriel Mountains, Wrightwood contains many interesting shops and excellent restaurants. The town has also always been a friendly rest stop for weary Pacific Crest Trail hikers.

The Pacific Crest Trail (PCT) is a National Scenic Trail extending 2,568 miles from Mexico to Canada. The Angeles Forest segment of the PCT extends 170 miles northwest from Wright Mountain above Wrightwood to a point south of Highway 58.

Acorn Trail to the Pacific Crest Trail

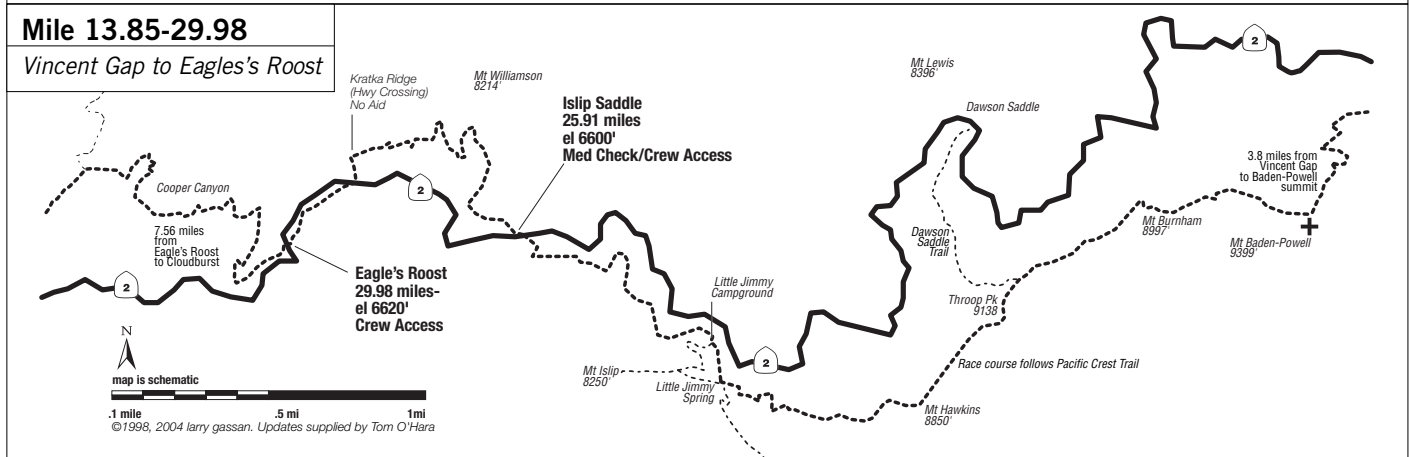
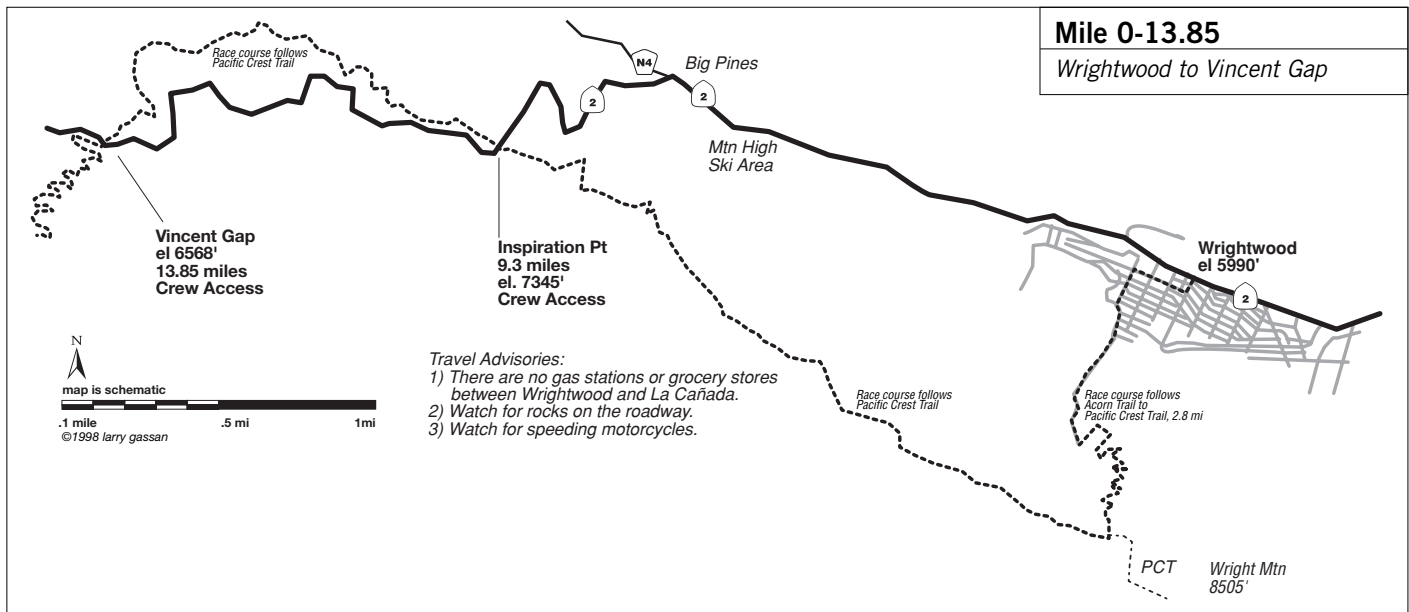
The AC100 Trail leaves Wrightwood via Acorn Street, ascending a steep grade, past the MariaStella camp to the left. At road's end, the Acorn Trail is a left turn, where it begins its switchback ascent 2.8 miles up to the Pacific Crest Trail.

At the PCT junction, the Race-course turns right on the PCT. From here the runner is treated to a panorama of Mt Baldy (10, 760') on the left to Mt Baden-Powell

(9,400') to the right. The trail stays mainly on the Blue Ridge, skirting the Mountain High Ski Areas, until it descends to the notch at Lightning Ridge's Inspiration Point. The first aid-station of the race is set up in the large parking lot.

The runner leaves the parking lot on the PCT trail, and soon passes the Grassy Hollow NFS Visitor Center. Water can usually be found there. Keeping to the trails marked with the white steel posts and the PCT badge, Vincent Gap is 4.5 miles west after Lightning Ridge. Vincent Gap is a PCT Trail head, with a large parking lot and adjacent toilet.

A special feature of the AC100 segment of the PCT is the trail that climbs from Vincent Gap (mile 13) to Mt. Baden-Powell (9,399 feet), the second-highest peak in the San Gabriel Mountains. The trail up Mt. Baden-Powell climbs 2,800 feet in 3.6 miles over 41 switchbacks to a saddle 100 feet below the peak.



Upper map: Wrightwood to Vincent Gap. Lower map: Vincent Gap to Eagle's Roost

One half mile from the 9,000' summit are the first scattering of ancient Limber Pines. Up to 2,000 years old, these trees were identified in 1962 by Angeles National Forest Supervisor Sim Jarvi. Only the great Sequoias and Bristlecone pines are known to be older.

The bottom of the East Fork of the San Gabriel River may be seen more than a mile below the summit of Mt. Baden-Powell. Across this rugged chasm looms the massive peak of Mt. San Antonio (Old Baldy 10,064 feet), the highest peak in the San Gabriels. On a clear day, the San Gabriel Valley and other distant mountains are visible, as well as a great expanse of the Mojave Desert to the north.

From the metal signpost at the saddle near Mt. Baden Powell, the PCT section of the AC100 course then descends to Mt. Burnham (8,997'), Throop Peak (8,789'), and Mt. Hawkins (8,850') through Windy

Gap and passes Little Jimmy Spring. This perennial spring is not to be missed. Then past Little Jimmy Campground to Islip Saddle (6,640', mile 26), at the base of Mt. Williamson. There is a toilet at Islip Saddle.

Mile 26: Islip Saddle

The course then heads up the trail toward Mt. Williamson (8,214') to a saddle that is within 300 feet of the peak. From the saddle, you can get a nice view of Eagle's Roost and Twin Peak. The trail then heads down Williamson to Eagle's Roost and Cooper Canyon passing by Cooper Campground. Within the Canyon the AC100 course runs along the Little Rock Creek stream bed, finally leaving Cooper Canyon on a dirt road that connects with a 1.1 mile section of the PCT to Cloudburst Summit (7,018', mile 35).

From Cloudburst Summit the course follows a gentle downhill grade and runs par-

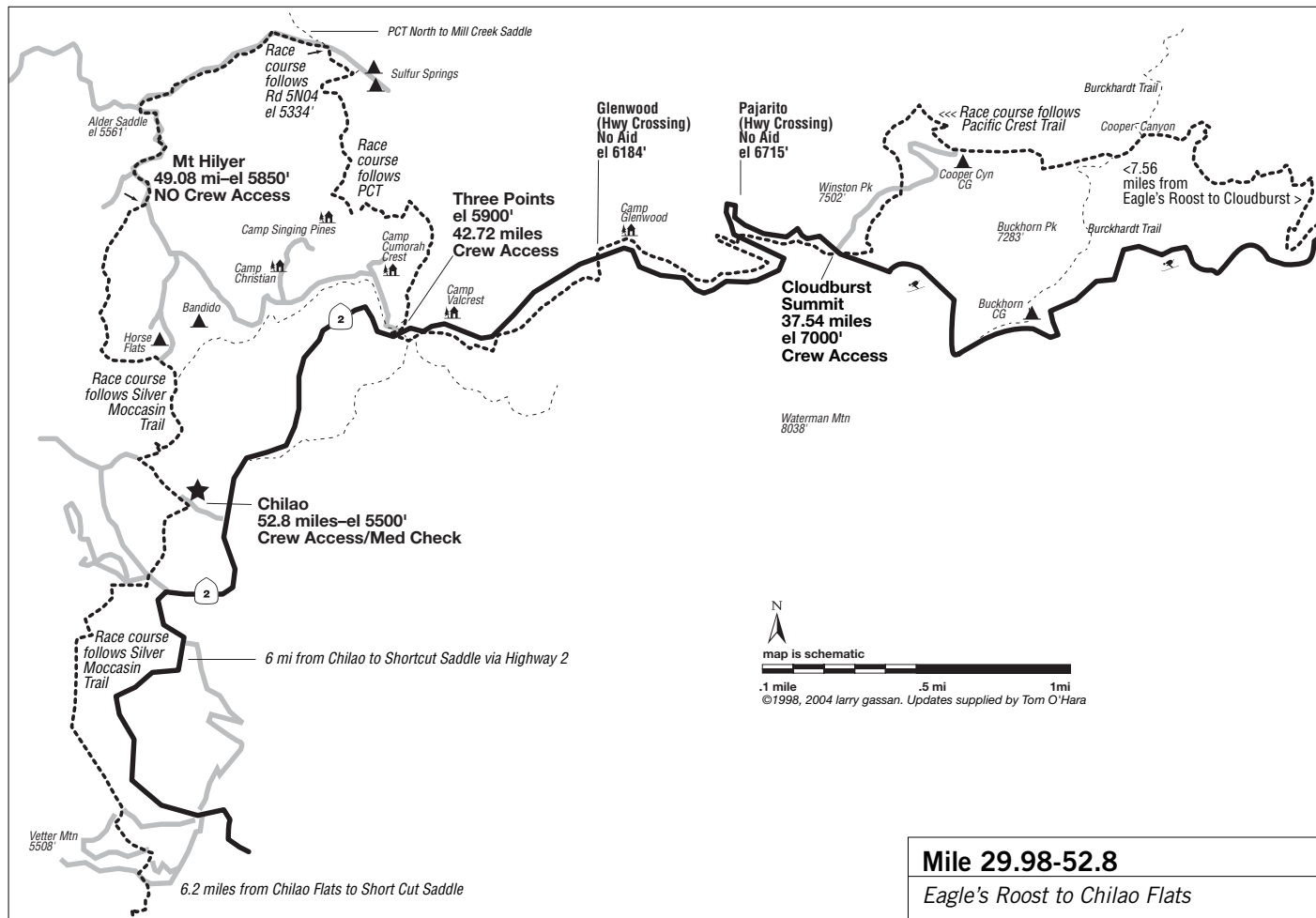
allel to the Angeles Crest Highway by several springs and past Camp Glenwood (mile 41.25) until Three Points (mile 42.72). From Three Points, the AC100 course leads to a cut-off trail just before Sulfur Springs Campground. Turning leftwards over the ridge, trail contours around the ridge, dropping down to cross the drainage.

The Race-course turns left on the black-top road (5N04) northbound. Follow the road as it winds gently up to Alder Saddle, the intersection of road 3N17. Continue climbing leftwards up the exposed black-top on Road 3N17.

Mile 49.08: Mt Hillyer

The Mt Hillyer Aid-Station is located at the top of the climb. Bear right between a set of sawed-off telephone poles set into the ground. The trail travels through trees and shrub over dirt and then open sandy terrain.

The unsigned Mt Hillyer trail ascends a



Cooper Canyon to Chilao, with approach to Shortcut Saddle

slight grade, then makes a switchback up and over the knoll-like summit. The trail contours through and then descends through large sandstone boulder formations.

This portion of the Race-Course is well marked on race day, but can be tricky for the newcomer on training runs. The trail winds and then descends through large sandstone boulder formations to the Horse Flats Campground on the left side of a ridge. The Silver Moccasin

rail is rejoined at the Horse Flats Campgrounds. From there it is about 1.5 miles to the Chilao Visitor Center area.


Turn left when the trail intersects with the single-lane black-top road. Continue .5 mile past the large, tall conifer in the middle of the road. The Chilao Checkpoint will be located at the first "T" intersection to your right. Water is usually available via tap at the picnic area.

Turn right, staying on the blacktop, and

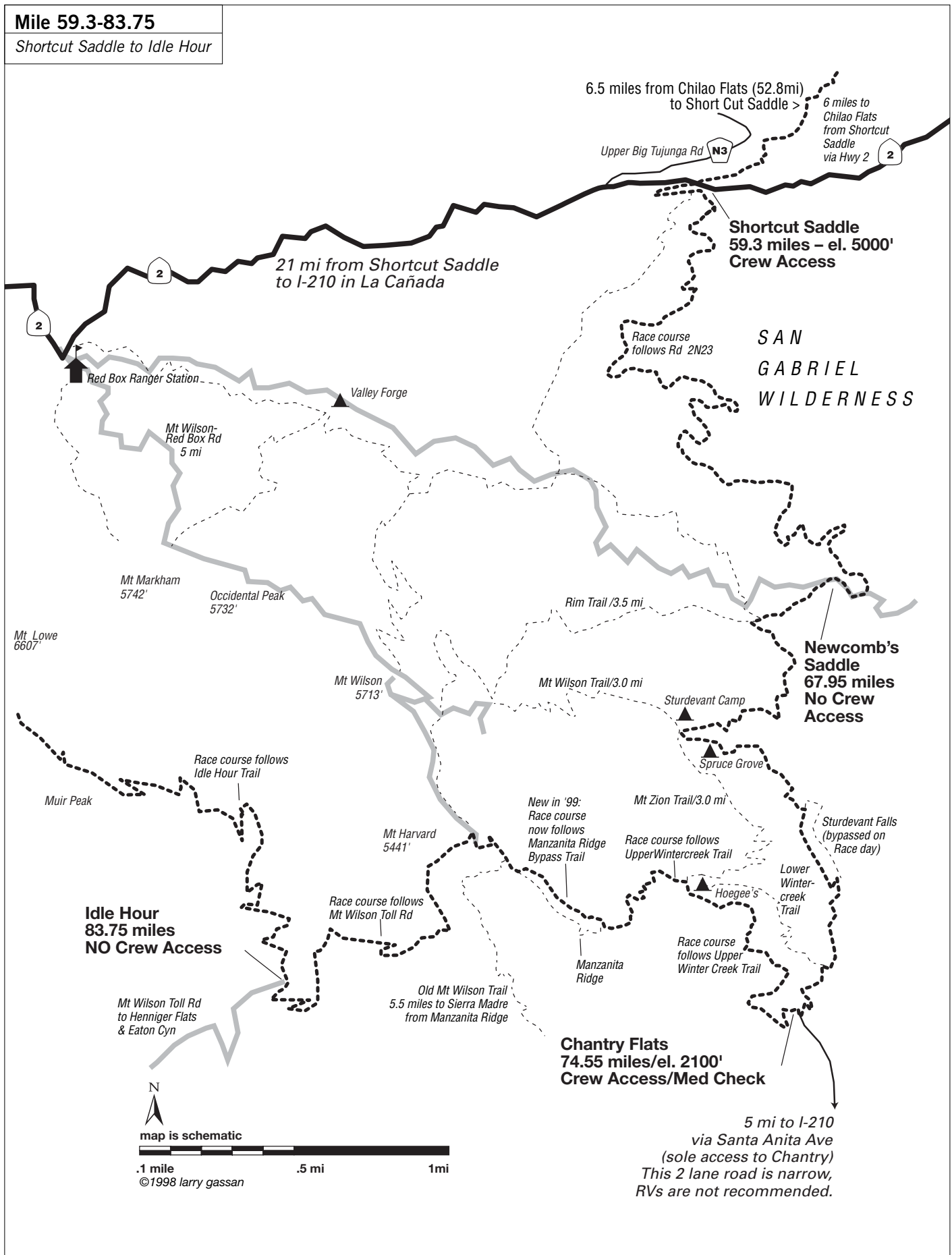
pick up the trail to the right of the rest rooms.

Mile 52.8: Chilao Visitor Center

The Chilao Visitor Center is located within the Charlton-Chilao Recreation Area of the Angeles National Forest on the Angeles Crest Highway. It is also adjacent (1/8 mile) to Chilao Checkpoint (mile 52) at the Chilao Picnic Area. The Center offers an introduction to the forest through a variety of exhibits, trails and activities.



Elevation profile detail: Start through Mile 58



Chilao to Chantry, with approaches to Idle Hour and Sam Merrill

Chilao to Shortcut Saddle

The Race-course continues up over a ridge towards Chilao Campground on the Silver Moccasin Trail. Crossing the blacktop, it skirts the campgrounds to the right.

Continue down about 1/2 mile where the trail connects to a dirt road. Bear left. This dirt road is a rolling climb up to the Charlton Flats blacktop access road. Bear left. You will pass through an open wooded area, with a vintage wooden building on the left. At a picnic clearing right after a USFS pipe-gate, the trail is visible—but not obvious—off to the right.

Contour up the slope. At the Vetter Mtn/Silver Moccasin trail junction, bear left. The Silver Moccasin trail contours along a wooded slope with picnic tables scattered under the trees. You will pass a non-functioning faucet.

Following the NFS trail-markings, you will be contouring across a blacktop road up to the ridge. From here you can see Shortcut Saddle and Mt Wilson in the distance. Follow the trail down the SW facing slope, across the dry creek bed and up the other side. This part of the trail is obvious and there are no turnoffs. You will switchback up through manzanita and live oak. Poison oak makes its first appearance on this slope, take care. Shortcut Saddle is about a mile up from the bottom.

Mile 59.3 to 67.95

Shortcut to Newcomb's Saddle.

The Shortcut Checkpoint will be set up in the road-side pull-out area. The trail resumes on the other side of Highway 2. Follow the NFS trail-wands for a short distance, then bear left on the dirt road 2N23. Follow this road down into West Fork. Cross the "concrete bridge", and

start the long climb up to Newcomb's Saddle. It is a long 2.5 miles to the top. At the pipe-gate, turn right on Road 2N24. Run for .4 miles, bear left at the next "Y". The aid-station is on the south-facing side of the ridge, and you won't see it until you are right on top of it.

About 100' past the Checkpoint, the trail to Newcomb's Pass is on your left. The Pass is .7 miles further. At the Junction, turn left towards Spruce Grove Campground and the Sturtevant Church Camp in Santa Anita Canyon.

From Newcomb's To Chantry Flats via Big Santa Anita Cyn.

The AC100 runner enters Big Santa Anita Canyon at Newcomb's Saddle, the 68 mile point on the course. Sturtevant Camp, one of the more popular San Gabriel Mountain resorts during the Great Hiking Era (1895-1938), is 2.5 miles from Newcomb's Saddle. During training runs, water is available from a faucet at the camp, about 100 feet off the course. Three trails cross near the camp: the Gabrielino National Recreation Trail (the AC100 course), the Sturtevant Trail to Mt. Wilson, and the Mt. Zion Trail.

One of the big attractions of the Canyon are the 75' high Sturtevant Falls, a two mile hike from Chantry Flats. Although the falls are bypassed during the Run for safety reasons, the runner will be able to hear them.

Emerging from the Canyon the AC runner passes by the Lower Winter Creek trail head, crosses the steel-beamed bridge, then heads .75 mile up the paved road to Chantry Flat (mile 75). Chantry Flat is a popular entry point for San Gabriel Mountain hikers and trail run-

ners. As you cross the bridge looking to your right, you will see a check dam constructed of giant cement "Lincoln logs" built by the Los Angeles County Flood Control District and the Forest Service in the early 1960s. To your left you will see stands of oak, alder, willow and bay.

Mile 74.55: Leaving Chantry Flats via the Upper Winter Creek Trail

After leaving Chantry Flats, the AC100 runner travels uphill .5 mile on a paved road until it meets the Upper Winter Creek Trail head. The Upper Winter Creek Trail rolls uphill for 3 miles to the signed 3-way Hoegee's Junction.

The AC100 course bears left up the Winter Creek Trail towards Manzanita Ridge and the Mt. Wilson Trail for 2 miles. The trail to the right leaves the Race-course and heads down towards Hoegee's Camp.

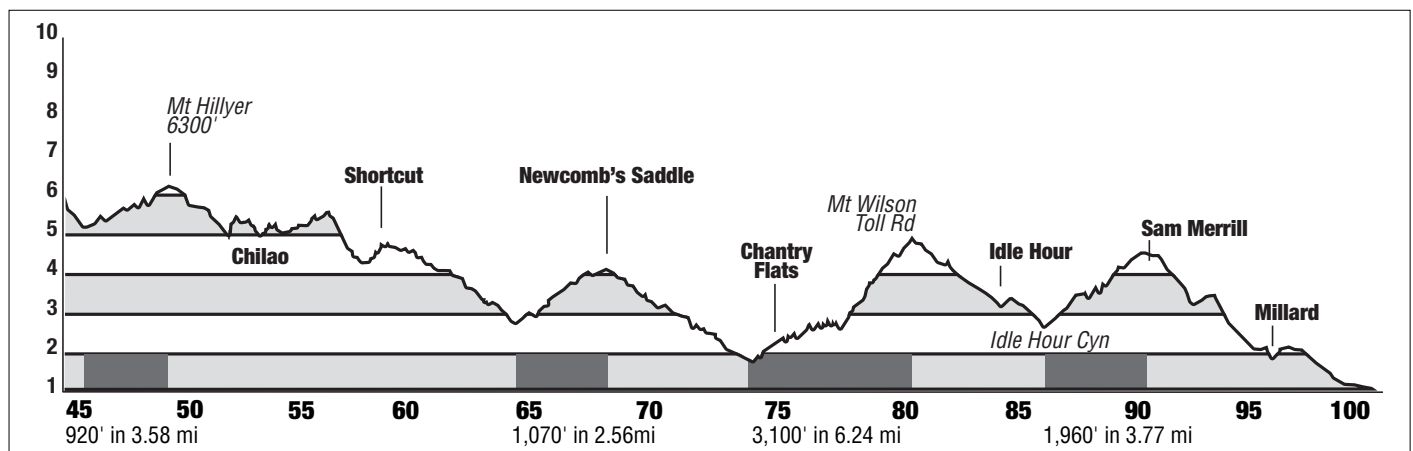
Manzanita Ridge Bypass Trail to Mt Wilson (79 miles)

The AC100 course bears right on the signed Manzanita Ridge bypass trail for .85 miles until it reaches the original Manzanita Ridge/Sierra Madre Trail Jct. The Mt. Wilson Toll Road is another .5 miles beyond.

Mt Wilson Toll Road to Idle Hour: (83.5 miles)

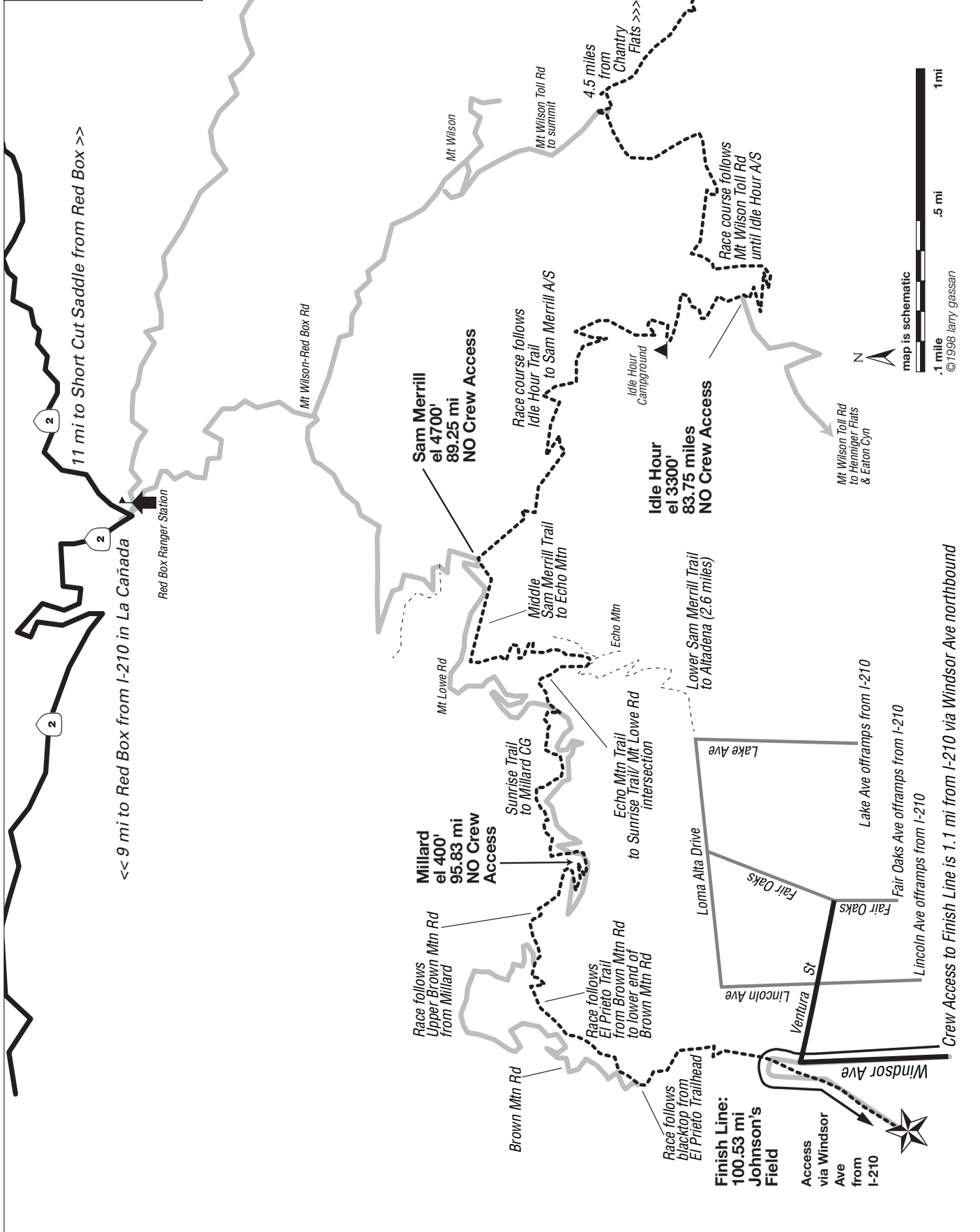
The Manzanita Ridge trail section ends at the Mt Wilson Toll Road. Turn left. The Toll Road contours down on the "city" side of Mt Wilson for about 1.5 miles, when it begins its descent on the opposite side of the ridge into Idle Hour Canyon.

The Idle Hour Checkpoint is located at a switchback where the Idle Hour Trail branches right from the Toll Road, across a new wooden bridge built by AC100



Elevation profile detail: Mile 45 thru 100

Mile 83.75-100.2
Idle Hour to the Finish



83.75 - 100: Idle Hour to the Finish

Volunteers in 2001. The trail contours to your right up the slope.

Within a half-mile it summits a small saddle and begins to descend on the Idle Hour Canyon Trail. The runner will pass through the Campground and then cross two small creek drainages. The trail then parallels the drainage for a short time before beginning its long rolling climb up and over several ridges and drainages to the Sam Merrill Checkpoint.

Mile 89.25: Sam Merrill Checkpoint

The Sam Merrill Checkpoint is located at the junction of the Mt Lowe Road, Idle-Hour Trail, Inspiration Point Road and the Middle Sam Merrill Trail.

The Middle Sam Merrill Trail bears left from the Idle-Hour Trail. It contours through manzanita, live oaks in decomposing granite formations. Shortly, Pasadena and the San Gabriel Valley vistas are visible again.

The trail descends in switchbacks through exposed red sandstone to the remains of the White City and Mt Lowe Railway. The Middle Sam Merrill trail ends in a 3-way junction with the abandoned Mt Lowe Railway bed (AC100 Race-course) and the Lower Sam Merrill Trail. Turn right, bearing right! (The Lower Sam Merrill Trail drops straight to Lake St. in Altadena.)

The Mt. Lowe Railway Bed (Echo Mtn) to Sunset Trail Head

Runners follow the old railroad bed at a gentle uphill 5% grade along the Echo Mountain Trail from Echo Mountain to the Sunset Trail head (mile 91) for .8 miles.

Mt Wilson memories...

The Mt. Wilson Trail in Little Santa Anita Canyon is the oldest trail in the San Gabriel Mountains. During the Great Hiking Era, thousands of Southern Californians rode the Pacific Electric Red Cars to Sierra Madre, disembarked and hiked up this path to the popular trail resort at Orchard Camp.

Prof. Thaddeus Lowe, Civil War balloonist, man of fame and fortune, was the quintessential California dreamer. His dream was to build a railway and resort complex high above Pasadena in the San Gabriel Mountains. In the 1890s, his dream became a reality. During the height of its popularity, millions took Lowe's "Railroad to the Clouds" to fine hotels and spectacular views of Southern California.

Atop Echo Mountain was the White City with a hotel, observatory and a then the world's largest searchlight purchased from the 1893 Chicago World's Fair. From Echo Mountain tourists could board a trolley and ride another few

Sunset Trailhead to Millard (95.5 miles)

The Sunset Trailhead is less than 100 yards downhill from The Echo Mtn Trail/Mt Lowe Rd junction. The 2.5 mile trail contours and joins the paved Mt Lowe Road to just above Millard Campground. Continue rightward on the blacktop for about 1/8 mile. Pick up the Millard Trail on your right for the next 1/2 mile down into the Millard Campground. At the bottom turn right and proceed up a shallow grade through the campground and to the Checkpoint.

Mile 95.5 – 100: Millard to the Finish

The runner leaves Millard Campground, crossing the shallow stream and continuing leftward on the main dirt road (Brown Mtn Rd.). This will be your last significant climb of the race. Continue on the road for a little over a mile, where you will pick up the El Prieto Trail on your left.

The El Prieto Trail descends through a cactus grove and then into the trees in the El Prieto drainage. It follows a rolling downhill course up and around concrete debris dams. It will cross the creek bottom several times. At its finish the trail meets Lower Brown Mountain Rd.

Proceed down the road for 150 yds, then turn left on the blacktop. From here you will stay on the pavement, crossing several bridges in the process.

About a mile from the finish, there is the last trail section on the right. Its a short, rocky stretch down to the JPL parking lot. Proceed between the two fenced parking lots, turning left at the access road. You are now in the drainage basin with the JPL labs on your distant right,

and the low bluffs on your left. There is a long asphalt grade to your far left, bear right. The grade is the descent from Windsor Ave, which will be open on Race Day. It is closed most of the time.

Stay on the blacktop and Johnson's Field is less than 1/2 mile away.

Mile 100.2: the Finish, Johnson's Field RVs Are Not Recommended.

Johnson Field has limited maneuverability and parking. Accessible only by a 1-1/2 lane gravel road, there is little room to turn around. A better place to park large RVs is in the Windsor Ave. parking lot at the top of the grade.

Finish Line Facilities

Johnson's Field is the finish area for the Race. Once the race begins, HAM radio, EMTs, Search & Rescue will be based here. Johnson's Field has running water, electricity, clean bathrooms, and a very peaceful and shady grass field with picnic tables. You can pitch a tent on the grass and take a short nap without the expense of motels. Hot field-showers will be available race day. Hot foods and cold drinks will be available day and night for runners, crew and volunteers at the finish line.

Dedicated effort by Pasadena Water and Power volunteers have maintained the field as part of their recreational facility. Completed in 1920 as part of a network of flood control dams, the Devil's Gate Dam (south of Johnson Field) was designed to impede the flow of water during the rainy season and add to the ground-water level by allowing trapped water to seep into the soil.

miles to Mount Lowe Tavern at the end of the line. If you are running this section in the daylight, you will be able to see the old railroad ties and some of the concrete structures along the Echo Mountain Trail. One hundred feet to your left at the Castle Canyon Trail Junction on the Echo Mountain Trail, you will be able to see the large iron bull wheel that pulled the cars up the steep incline from Rubio Canyon. A fire swept through Echo Mountain in the early 1900's leveling all of the White City except the observatory. The foundation of Echo Mountain House and the original chalet are all that remains. The Mount Lowe Tavern burned in 1936. The railway was finally decommissioned in December 1937.

All that remains of the fabled Mt Lowe tavern is a peaceful spot under old oaks and a big cone spruce next to a picnic table at the Mt Lowe Campground, just below the Mt Lowe-Idle Hour Junction.

4. Race Day: Driving The Course

Road Closures & Detours: May 2006

Highway 2 is currently closed west of Vincent Gap due to washout, and may not be open in time for the 2006 Race. If so, all crew and support will have to detour around as shown on the map. Please refer to map and directions on page 15.

As of May 2006, the Chantry Road is still closed. Access may be severely limited to authorized race and emergency personnel only depending on conditions.

Gas Up Before You Go!

There are no gas stations or groceries on Highway 2 between La Cañada and Islip Saddle. Newcomb's Ranch serves the only hot meals on Highway 2, and is located between the Three Points and Chilao Checkpoints.

Mile 0 through 56 (detour option)

The first portion of the Race is very straightforward. Every crew-accessible Checkpoint is located either on Highway 2 or very near to it (Chilao). The Mt Hillyer Checkpoint is not accessible.

Watch for falling rocks and suddenly-appearing racing motorcycles.

Short Cut Saddle to Chantry:

Highway 2 to I-210

Proceed west on Highway 2, following the signs to La Cañada/Flintridge. Highway 2 intersects at the 210. All gas, groceries, and meal are available here.

Get on the 210 Fwy eastbound (towards San Bernardino). You will be driving in south-easterly direction. You will pass the

Windsor/Arroyo and Lincoln exits. Follow the signs for the 210 through the 210/134 interchange. Do not exit to the 134.

You are now driving east through Pasadena. Continue for 7.125 miles. Exit at Santa Anita Ave for Chantry Flats.

Exit the 210 at Santa Anita Ave. Turn left (north), under the freeway. After several lights, you will pass out of strip malls etc. into residential neighborhoods. The road to Chantry will be barred by a pipe gate. Depending on conditions, you may not be able to drive up the road.

RVs and Mountain Roads

RVs are discouraged from driving up to Chantry Flats (75mi). The access road is steep and narrow, with no turnarounds. Parking is at a premium.

To The Finish Line From Short-Cut Saddle

Exit the 210 Freeway at the Arroyo/Windsor exit. Drive north on Windsor about 1 mile, past the Jack-In-The-Box on Woodbury.

Windsor makes a sharp bend to the right, turning into Ventura. Do not turn right. Turn left, driving down the hill through the large yellow pipe-gate. At the bottom of the hill, turn left and continue on the 2-lane black-top until it dead ends. This is Johnson's Field.

To The Finish Line From Chantry

Drive down from Chantry on Santa Anita Cyn Rd. You'll drive down the winding road you climbed up. At about 5 miles, you will see signs for the 210 Fwy. Get on

the west-bound lane going back to Pasadena. Follow the 210 towards San Fernando. Exit to the right at the Arroyo/Windsor exit, approximately 2.5 miles N of the 210/134 interchange. You will see the Jack-in-The-Box.

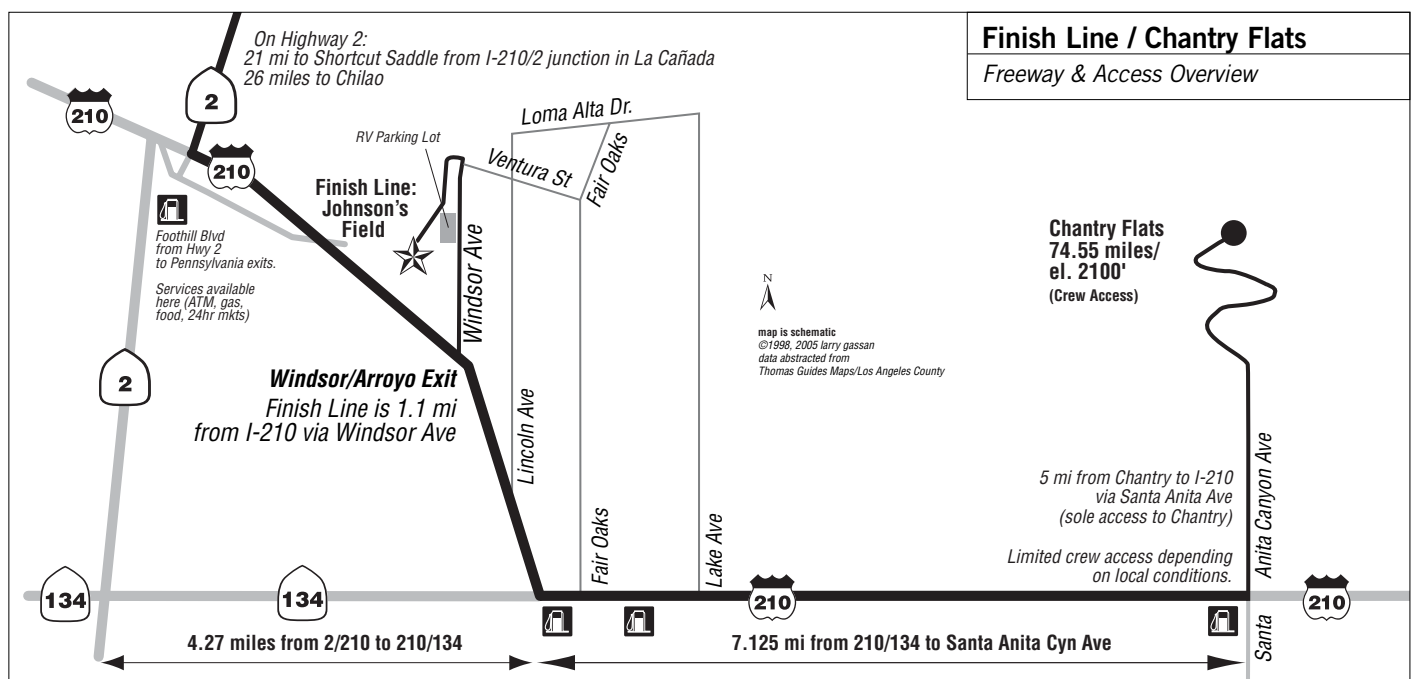
Turn right at the top of the ramp. Drive north 1 mile on Windsor Blvd to the yellow pipe gate described earlier.

Race Day Parking At Islip Saddle

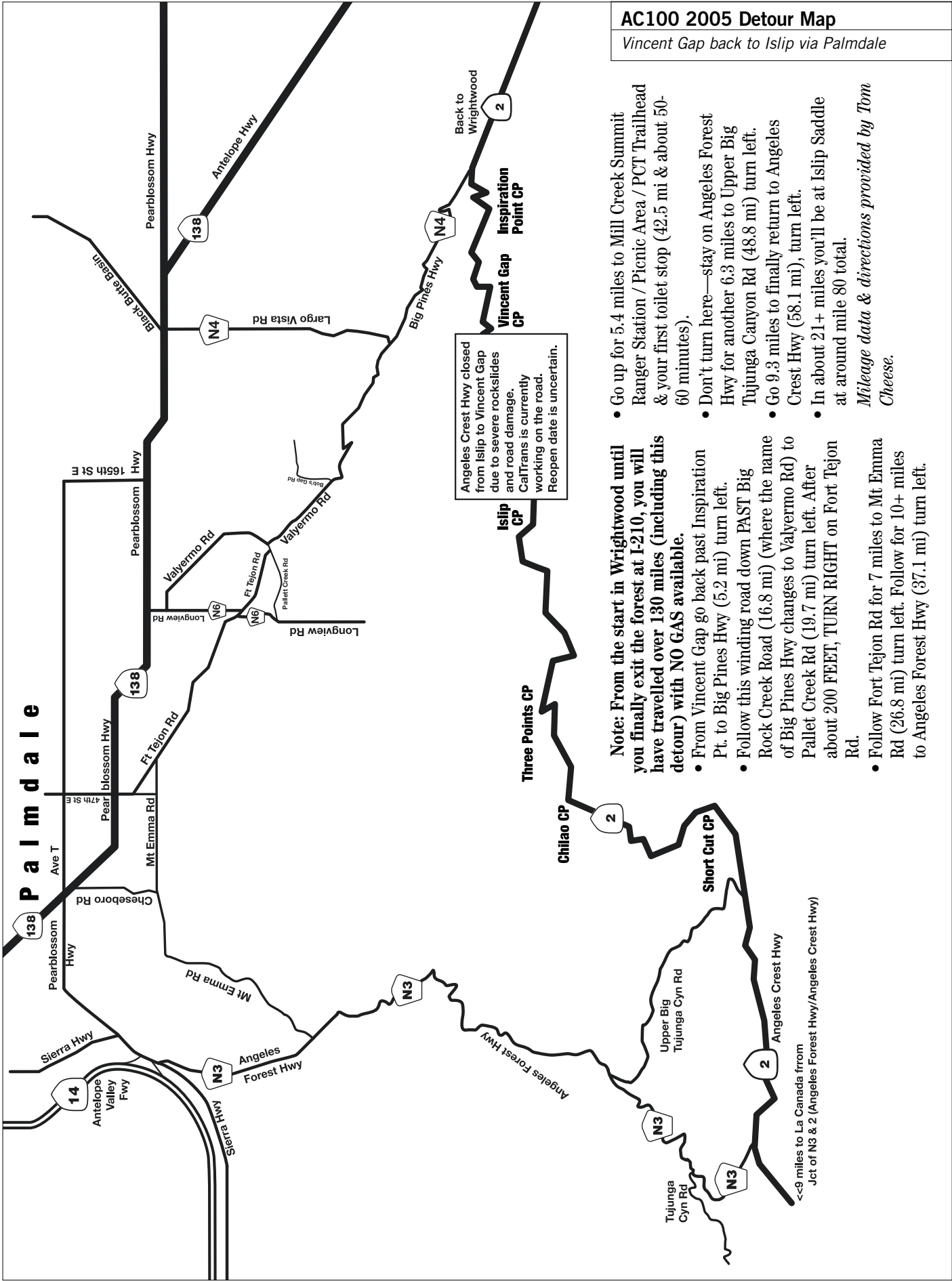
Parking vehicles on narrow shoulders with vehicles on or over fog lines is against traffic laws and is a safety hazard. Our agreement with the CHP is that we not interfere with traffic in any way. The possibility of traffic accidents due to improper parking along Highway 2 must be avoided.

The following measures are in effect:

- We will place temporary NO PARKING signs along the narrow shoulders.
- Encourage parking at pullouts a few hundred feet BEFORE Islip Saddle and along the extra-wide shoulders, whose average width is 9 to 17ft.
- Temporary overflow parking may be available behind the locked gate of the old Highway 39 between 9:30AM to 1PM (gate closure). This will be for AC100 crews and spectators. Posted signs will require all vehicles to be removed from behind the gate by 1PM.



Shortcut/Finish Line/Chantry Flat transitions. For Area overview detail, see page 56.



AC100 2005 Detour Map

Vincent Gap back to Islip via Palmdale

Angeles Crest Hwy closed from Islip to Vincent Gap due to severe rockslides and road damage. CalTrans is currently working on the road. Reopen date is uncertain.

Note: From the start in Wrightwood until you finally exit the forest at I-210, you will have travelled over 130 miles (including this detour) with NO GAS available.

- From Vincent Gap go back past Inspiration Pt. to Big Pines Hwy (5.2 mi) turn left.
- Follow this winding road down PAST Big Rock Creek Road (16.8 mi) (where the name of Big Pines Hwy changes to Valyermo Rd) to Pallet Creek Rd (19.7 mi) turn left. After about 200 FEET, TURN RIGHT on Fort Tejon Rd.
- Follow Fort Tejon Rd for 7 miles to Mt Eruma Rd (26.8 mi) turn left. Follow for 10+ miles to Angeles Forest Hwy (37.1 mi) turn left.

- Go up for 5.4 miles to Mill Creek Summit Ranger Station / Picnic Area / PCT Trailhead & your first toilet stop (42.5 mi & about 50-60 minutes).
- Don't turn here—stay on Angeles Forest Hwy for another 6.3 miles to Upper Big Tujunga Canyon Rd (48.8 mi) turn left.
- Go 9.3 miles to finally return to Angeles Crest Hwy (58.1 mi), turn left.
- In about 21+ miles you'll be at Islip Saddle at around mile 80 total.

Mileage data & directions provided by Tbm Cheese.

<<9 miles to La Canada from Jct of N3 & 2 (Angeles Forest Hwy/Angeles Crest Hwy)

5. Awards



Julie Fingar and her pacer, holding steady out of Short Cut towards her first AC100 win.



Guillermo Medina, taking the lead to the win just before Chilao(52 miles).

The Awards

The awards are presented at Johnson's Field on Sunday during the picnic at the conclusion of the Run. The Awards for the Runners are as follows:

- Bronze Ram Award for first male and female finisher, 18 to 75 years.
- Bronze Ten Point Buck Award for the 2nd overall finisher.
- Bronze Cougar Award for first male and female finisher, 30 to 75 years.
- Bronze Arabian Stallion Award for the

first male finisher, 35 to 75 years.

- Bronze Rhino Award for first male and female finisher, 40 to 75 years.
- Bronze Eight Point Buck Award for the first male, 45 to 75 years.

9 Races within the Overall Race: The Categories

The Ram, 10 Pt Buck, Cougar, Horse, Rhino, and 8 Pt Buck Awards are not traditional Age-Group Awards. Each award represents a different "Race within the Overall Race." If these were Age-Group


Awards the Cougar Award would be available for the first runner who is 35 through 39, not 35 through 75. This unique awards system creates "Nine races within the overall race."

There are two Ram Races, one 10 Pt Buck Race, two Cougar Races, one Horse Race, two Rhino Races, and one 8 Pt Buck Race.

Example: If a 51 year old runner beats all the 35 year old runners, that runner automatically wins the Cougar



Left to right: Sub 24-hr Sterling Silver Buckle; Second Sunrise Buckle, Sub 33-hr Finisher's Buckle, Finisher's Plaque



Guillermo Medina: 2005: six buckles, first win.



*Rhino Award: Male and Female 40 – 75.
Adaberto Mendoza and Catherine Mather were the 200 Winners.*



8 Pt Buck Award: Male 45 – 75



Cougar Award: Male and Female, 30 – 75.



The Bronze Grizzly Award.

Award (which is for 35 to 75) and the fastest 40 year old wins the Rhino Award.

Buckles and Plaques

- Solid Sterling Silver/Solid 14k Gold Buckle for any runner that breaks the course record. Only one buckle per finisher.
- Solid 14k gold buckle for anyone that breaks the overall course record of 17:35:48.
- Silver Belt Buckle: Solid Sterling Silver for all sub-24 hours finishers
- Second Sunrise Ram Buckle: Solid bronze. For all runners crossing the finish line by the Second Sunrise (24:00 to 25:47 hours).
- 33 Hour Ram Buckle: Solid bronze, all

Finishers between 25:47 and 33 hours.

- Distinctive engraved acid-etched metal plate mounted on a solid walnut plaque for all finishers.
- 5-color Finisher t-shirt for all finishers.
- Multi-color t-shirt for all participants.

Eagle Award

For any runner who completes 10 consecutive Angeles Crest 100 Endurance Runs.

Elk Award

For any runner who completes 1,000 miles (with no time limit). You will receive credit for either the Eagle or the Elk Award but not both.

California Grizzly Award

For any runner completing 20 straight finishes, we will provide a Bronze Grizzly Award.

Related Races and Awards:

Western United States

Any runner completing the four one hundred mile endurance runs in the Western United States in the same year will be eligible for a distinctive plaque commemorating the accomplishment.

To be eligible, the runner must finish: the Western States 100, the Leadville 100, the Wasatch 100 and the Angeles Crest 100 Mile Endurance Runs.



Ram's Head Trophy awarded to the Sportsmen of the Year.



Arabian Stallion Award: First male finisher, 35 – 75



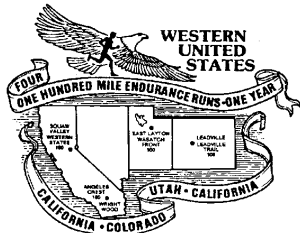
Elk Award: For 1000 miles finished, no time limit.

The
**JOHN MUIR TRAIL
ENDURANCE RUN
YOSEMITE TO MT. WHITNEY**

John Muir Trail



Plaque for completion of the Last Great Race (6 x 100)



Western United States (4 x 100)



Last Great Race (6 x 100)



Plaque for completion of the John Muir Trail



Plaque for completion of the Western United States (4 x 100)

Last Great Race on Earth

Any runner completing the six designated one hundred mile endurance runs in the United States in the same year will be eligible for a distinctive plaque commemorating the accomplishment.

To be eligible, the runner must finish:

- Two races in the Eastern US: the Old Dominion and Vermont Endurance Runs.
- Two races in the Central West: the Wasatch Front 100 and Leadville 100 Endurance Runs.

- Two races in the Western US: the Western States 100 and Angeles Crest 100 Endurance Runs.

John Muir Trail®


This is not an organized event as the JMT is in a wilderness area where no organized event can be held. Runners completing the trail from Yosemite Valley to Mt. Whitney in ten days will receive a JMT t-shirt. They also may be eligible for a distinctive solid walnut plaque commemorating the accomplishment. We will maintain information for others who may attempt the run and keep track of finishers.

If you are serious about running the JMT, start planning early. Topographic maps and books are available at back-packing stores.

Send specific questions and concerns regarding the JMT with a SASE to the AC100 Race Management.



Bill Ramsey: Ten Straight finishes! Hal Winton, Ken Hamada



Jay Grobeson: Elk Award, 2005

Angeles Crest 100 Awards Structure

Age Group	Ram 18 – 75 m & f	Buck-10pt 18-75 2nd	Cougar 30 – 75 m & f	Arabian Stallion 35 – 75 male only	Rhino 40 – 75 m & f	Buck-8pt 45 – 75 male only
18 – 75						
30 – 75						
35 – 75						
40 – 75						
45 – 75						

“Nine Overall Races in the Race”

How the Awards Work...

This is the official explanation of the AC100 awards structure. First, discard traditional assumptions about “traditional” age groups.

The point of the AC100 award structure is to encourage competition by continually leveling the playing field.

- 1) All runners (18-75) can run the Ram Race.
- 2) The runner must be at least 30 to enter the Cougar Race
- 3) A 51 year old runner can run all of the races.
- 4) If a fast 51 year-old runner beat all of the 40 year-old runners, he wins the Rhino Award. He also vacates the Buck Race, giving other runners an opportunity. Jussi Hamalainen did this in 1997.

Only the “overall winner” in a “traditional age group” is allowed to “race” out of their “traditional age group”. At AC100, everyone is encouraged to “race” out of their age group.

- 5) In the AC100 structure, if a fast senior runner beats the younger runner, then he takes their awards.




- 6) At AC100, we reward performance by continually leveling the playing field.
- 7) If you are are 50 and fast, you will do well here.

6. 2006 Race Team and Volunteers



Montrose Search and Rescue, led by John McKently.



Andy Morehead

Race Director: Ken Hamada

Co-Race Director: Hal Winton

Consultant: HE West

Assistant Race Director:

Start & Finish Line Coordinator

Andy Morehead

Assistant Race Director, Wrightwood

Coordinator: George Evans

**Assistant Race Director & Amateur Radio
Communication**

Dino Darling

Search and Rescue: Wally Stephen & Dick Sale

Medical Director: Mark Giebel

Forestry Service Liaison

Bruce Quintelier

USFS Trail-Building Program

Hal Winton

Training Runs: Hal Winton

Photos: Larry Gassan.

Race Book

Design and Art Direction

Larry Gassan

Database Sources and References:

John Davis, Andy Morehead, Fred Pilon & Don Allison of *UltraRunner*, Jeff Robbins, and Dick Sale.

Editors: 1998 ed: Rennie Gardner, Kathy Hamilton, Geri Kilgariff, Leslie Sowle

Copy-typists:

1998 ed: Sinead Harte, Denise Anzalone

Maps and Graphs:

Larry Gassan. Original 1991 course data: Lee Freeman and Larry Blanchard. Revised 1998 profile data: Jeff Robbins. Arterial maps based on Thomas Bros & DeLorme Street Atlas USA 3.0. Course maps based on *Harrison Maps; Angeles Crest Front Range, and Angeles Crest High Country.*

Spot Illustrations

Grolier Encyclopedia, ©1997

Checkpoint Coordinators

Wrightwood: George Evans

Inspiration: Denise Collins

Vincent Gap: Don & Robin Crowell

Islip Saddle: Ted Schultz

Kratka Ridge: John Doe

Eagle's Roost: Alicia Gross

Cloudburst: Darren Cartagena

Pajarito: Barry Glennan

Glenwood: Andre Slezak

Three Points: Marty Minnich

Mt Hillyer: Brian Provost

Chilao: Scott Butler

Shortcut Saddle: Vicki & Randy Davis

Newcomb's Saddle: Mike Peralez

Chantry Flats: Sharon Cooper

Idlehour Trail: Joe Franko

Sam Merrill Trail: Sharon Spinnler

Millard Campground: Eileen Clark

Johnson Field: Phil Auzenne

Post-Race Picnic Canteen: Leonard & Donna Klenk, who are responsible for the "all-night/all-day" hospitality kitchen.

Award Ceremony:

Hal Winton, Lee Freeman, Andy Morehead and Ken Hamada

Thanks also to...

Special thanks to Don Matthias. Don donated the Finisher License Plate frames for all race finishers, and Volunteer License Plate frames for race volunteers. Also—in the early years as the race was developing, Don donated all the five color Finisher t-shirts.

Wrightwood Volunteers:

The Wrightwood Fire Dept:

- manned the medical check Friday before the race and at Islip Saddle on race day
- provided the manpower for the Friday night pre-race dinner
- provided the lights and public address system at the race start on Saturday morning
- transported the drop bags to Islip Saddle.

Search and Rescue Coordination

Sierra Madre Search and Rescue

Dick Sale, Steve Millenbach, Arnold Gaffrey, Lin Kroll and the Team.

Altadena Search and Rescue

Montrose Search and Rescue

John McKently and the Team.



Sam Merrill Crew: Left to right: Ken Rankin, Cindy Rankin, Bret Roberts, Dan Roberts, Ross Clark, Mark Ryne, Eileen Clark, Jeff Su, Sarah Woo (KF6RPS), Steve Woo (KE6ONT), Ron Hanke (KF6VOX), Melody Muzquiz, Jeff White, Bill Westphal (WB6YPF).

US Forestry Service Coordination

Bruce Quintelier

Trail Boss Program Coordination

Hal Winton (AC100 Trail Volunteers)

Ham Radio and Packet Coordinator

John Minger

Medical Team Director

Mark Giebel

Training Runs

Hal Winton

Drop Bag Transportation

Mountain High Ski Resort

Photography:

Larry Gassan & listed contributors (p.1)

Runners and Volunteers Database

Andy Morehead.

Johnson's Field Coordinator:

Phil Auzenne & friends, who built the hot field showers at Johnson's Field.

Trail Marking for the 2005 race:

• **Wrightwood to Acorn Trail:**

George Evans

• **Acorn Trail to Inspiration Point:**

George Evans

• **Inspiration Point to Islip Saddle:**

Don and Denise Marie Matthias

• **Islip Saddle to Eagle's Roost:**

Mike Murphy



Three Points Aid Station, headed by Mike Minnich.

• **Eagle's Roost to Cloudburst Summit:**

Mike Murphy

• **Cloudburst Summit to Three Points:**

Garry Curry

• **Three Points to Mt. Hillyer:**

Brian Provost

• **Hillyer to Chilao:** Liz Hodges

• **Chilao to Shortcut Saddle:**

Hal Winton

• **Shortcut to Newcomb's Saddle:**

Mike Peralez

• **Newcomb's Saddle**

to Chantry Flats: Bill Dickey

• **Mt. Wilson Toll Road to Idlehour Campground:** Joe Franko

• **Idlehour to Idlehour Campground:** Joe Franko

• **Idlehour Campground to Sam Merrill Trail:**

• **Sunset Trailhead to Millard Campground:** Chuck Simpson

• **Millard Campground to Finish:** Brian Provost

7. Course Wildlife



Poison Oak

Poison oak is distinctive by its triple leaf pattern with prominent veins and shiny surface. In the summer, leaves are yellowish-green, pink, or reddish, with small white or tan berries. In the fall, the leaves turn bright red or russet brown.

Poison oak is prevalent on the Upper Winter Creek Trail between Chantry Flats and Manzanita Ridge before the Wilson Toll Road. It reappears in Idle Hour Canyon, especially at the bottom. The next occurrences are on the Sunset Trail going into Millard Campground.


If you contact poison oak: wash with Fels-Naptha soap and cold water immediately, or Tecnu solvent, or generous floods of rubbing alcohol in a pinch. These may remove enough of the oil and save you from a major outbreak. Avoiding hot showers for 24 hours after exposure may reduce the degree of irritation.

Rattlesnakes

The Southern Pacific Rattlesnake is the most common rattlesnake inhabiting the San Gabriel Mountains. Average adult size is from 3 to 4 feet, but they may reach 5 feet. The rattlesnake usually announces itself by its distinctive rattle.

Snakes lack means of regulating body temperature, so daily and seasonal temperatures affect their degree of activity. In late fall, the snakes seek shelter in animal burrows or rock crevices. Here they spend the inter until the temperature rises in the spring. In the summer, the snakes are more active in the evening and morning, avoiding the mid-day heat.

Rattlesnakes have no external ears and have poor eyesight, but they do pick up ground tremors and have a keen sense of smell. This is how they



can detect your presence from a distance.

The reaction of a rattlesnake when disturbed depends on the conditions at the moment. Sex, age, species, weather and environmental conditions are important factors in rattlesnake behavior. A rattlesnake will generally withdraw or try to escape when encountered. But if it is cornered, teased or stepped on, it will put up a good fight.

Rattlesnakes are occasionally sighted during the Run. To reduce risk: **STAY ON THE MAINTAINED TRAILS.**

Once you're bitten, rattlesnake venom's primary course is through tissue, not the bloodstream. The venom is quite viscous and elements in the toxin break down tissue as it proceeds. The more venom in the bite, the more the progress. Unless one has been medically trained and knows how to use tourniquets, don't use the suction cup, the tourniquet or the blades to cut the area of the bite.

Fangs are about 3/4" long so the venom is injected quite deeply. Therefore one would need to cut quite deeply to get at the site and in doing so could sever an artery or a vein, ligaments or muscles, and as well introduce harmful bacteria (sucking on a bite, for example, introduces quite a bit of bacteria).

Tourniquets restrict blood flow and can further damage the area already being damaged by the venom—since the venom travels through tissue, those bitten have time to get help.

Hikers and runners are advised to move. Walking out, even with a leg bite, is much better than waiting for a companion to reach civilization and then coming back to get you. The longer you wait to get help, the more tissue can be destroyed.

If you have a cellphone, call 911 and ask for help for transport but keep moving out towards a road or a place where you get signal. If you are bitten on your hand or arm, keep that arm (hand, etc.) in a heart-neutral position. In other words, do not hold you arm above your head or keep your hand below your heart but rather try to hold your arm so the bite area is level with your heart. This position seems to slow the progress of the venom.

Don't try to catch the snake and kill it. Doctors no longer need to see the type of rattlesnake. The antivenom used (at \$3,000 per vial and most people need at least 6 of these to start with) is a resulting mixture of four different types of snake venom that has been injected into sheep and then the antibodies have been culled to make the antivenom.

If you find yourself suddenly very close to a snake and the snake is moving along and away from you, just stop and do not move at all OR if you cannot stand to do that, take a very large step backwards and away from the snake. Most rattlesnakes are shorter than 3-1/2-4' and a good long step backwards will put you out of range should the snake feel cornered/threatened and turn to strike at you.

Black Bears

Two kinds of black bear inhabit California: the northwestern black bear and the Sierra Nevada black bear. They have not been hunted extensively in the state.

Black bears aren't just black. Their colors range from black and dark brown to cinnamon, light brown, and even yellow and bluish hues. Often cubs of one litter will be different colors.

Black bears eat everything: vegetation, berries, insects, honey, carrion, fish, frogs, fruit and nuts. In overpopulated areas, bears will eat tree bark, damaging second growth timber. While they don't normally prey on game or domestic livestock, they have been known to kill other animals.

The adult bear normally weighs between 200 and 300 pounds. The largest black bear in California on record weighed 498 pounds.

Mating season is in June. That's the only time male bears are with females. Females initially breed at three years of age, then every other year. The gestation period is about 7 1/2 months.

Bears den up and sleep during the winter, living off their stored fat. The young are born during this dormant period, usually in January. They are born blind and weigh only six to eight ounces.

While bears appear clumsy with their flat footed, shuffling gait, they can travel fast and climb trees with ease. Bears tend

to be nocturnal and usually aren't active during the day.

The last California Grizzly Bear in southern California was shot in 1903. Large and ferocious, these animals killed livestock and many early settlers. They even stalked the slopes of Mt. Baden-Powell. Grizzlies were eventually judged too dangerous and exterminated in California. The last grizzly bear in California was killed in 1922 in Tulare County.

Sightings Of Mountain Lions

There have been a significant number of mountain lion sightings in local foothills. A healthy mountain lion population coupled with habitat loss are among the reasons for increased sightings

Less than thirty Americans have been killed by mountain lions, and approximately twenty have been injured. Compare this to an average of 40,000 deaths per year from highway fatalities.

Throughout the West, mountain lions are now classified as game animals, which means hunting is regulated to prevent excessive "harvest." In addition, in 1989, Californians passed a law that gives the cats full protection from hunting. This law also mandated special funding to protect their habitat.

These measures worked. Most observers agree that there are now more mountain lions in the West than there were 20 or even 50 years ago. One indication is the attacks on humans.

Like other big cats, mountain lions specialize in killing large mammals with hooves, primarily deer and elk. They're also able to live on smaller prey.

A human standing up is not the right shape for a cat's prey. An erect person's

head and neck are in the wrong place. Most adult humans are taller than typical lion's prey. The location of the neck is the most important, for that's where the cat bites to kill. When a bear encounters a big cat, it stands up in a defensive mode.

A person sitting, squatting or bending over looks a lot like four-legged prey. So standing up, facing the mountain lion, not running away, making a lot of noise, and putting on a face, may deter big cat attacks.

Bighorn Sheep


Bighorn sheep, like mountain goats and caribou, are a wilderness species intolerant of human disturbance.

Bighorn sheep are round, thick, and short-bodied. The pelage, similar to that of deer, is darker on rams than ewes. The Nelson bighorn is light steel-gray in color. The California bighorn is light, pearl-gray. The peninsula bighorn is paler than either.

Adult rams usually weigh up to 140 pounds. Prime animals weigh 200 pounds or more. The head and horns alone may be over 30 pounds in large specimens. Ewes are much smaller and lighter.

Male and female bighorn grow horns they never shed. Growth rings on the horns indicate the animal's age. Ewe horns are erect and flat, measuring up to 10 inches long on adults. Mature rams have round, curving horns which may be a half circle, three-quarters, or even a full circle. The horns on a two-year-old ram look like ewe horns. At three years of age, rams are distinguished from ewes by larger, more curled horns.

Bighorns live up to 17 years. Their life span depends on range conditions. For most of the year, bighorns divide into ewe bands and ram bands. During breeding season (October through December), they gather into mixed groups. Females breed at 18 months. The gestation period is about six months. Lambs are born in April and early May, usually as singles—twins are uncommon. Lambs are completely weaned at four to five months of age.




Bighorn sheep can go a long time without water, and may range as far as 20 miles from the closest water source.

Adults seldom come to water while on green, succulent feed. Lambs never come to water while nursing.

In the summer, California bighorn scatter in high mountain country above timberline. They migrate down in the fall to spend the winter on lower ranges. Bighorn sheep feed on grass, sedges, forbs and browse. Succulent forage is extremely important during the long, hot, dry periods of the year.

Since 1873, state law has afforded the bighorn year-around protection, but poaching still occurs in remote areas.





There are an estimated 2,000 to 2,500 bighorn in California, throughout the San Gabriel Mountains, Death Valley National Monument, and Joshua Tree National Monument.

Deer in the San Gabriels

There are five kinds of mule deer in California, all considered to be members of the same species, *Odocoileus hemionus*. They are: Columbian black-tailed deer, California mule deer, Rocky Mountain mule deer, Southern mule deer, and the burro mule deer.

Deer are primarily browsing animals. They eat twigs, buds, and leaves of shrubs and trees. They also rely on acorns in some areas. In the spring and fall they will eat grasses, weeds and other green herbaceous plants.

Deer have keen hearing. Air movement governs its sense of smell. Deer have poor vision for stationary objects but are quick to catch motion.

Bucks alone have antlers. Antlers are shed every year in midwinter and the bucks go bare-headed until a new set starts to grow in early spring. They grow anew each year.

Growing antlers are covered with a velvet-like skin until fully developed, at which time the skin is shed. During the growing period the antlers are filled with blood and nerves and are sensitive and easily injured. By the time the mating season begins, the antlers have shrunk and become hard and insensitive and the velvet has been rubbed off.

The size of the antlers and the number of points on each side generally increase as the deer progresses toward maturity, after which the number of points may be less numerous in old age. However, both size and the number of points may vary

Course Wildlife

with the diet, particularly in the first year of life. A yearling on good feed may have three-point antlers and a three-year-old on poor feed may wear only spikes. An adult buck in the prime of life ordinarily has four points on each side. Antlers are unreliable as indicators of age. Age can be determined only by tooth development and wear.

Both bucks and does have reddish coats during the summer, but their colors change to gray in the fall as the long hairs of their coats grow out to form the winter pelage. Fawns are born with spotted coats but lose the spots about 8 to 10 weeks after birth, or about the time they are weaned.

In California, deer seldom breed before they are 16 to 18 months old. The necks of the bucks become swollen several weeks before the actual breeding season and remain so until the breeding activity subsides. Does may have as many as three separate breeding periods during the season, spaced about 28 days apart. If they fail to breed during the first period, they may breed during the second or third period.

Breeding seasons vary with elevation and latitude, but are generally timed so that the young are born during the time of the year when green herbaceous feed is available. The does carry their young for 195-210 days or about seven months and commonly bear single fawns.

The peak of the fawning season varies throughout the State, from early April in parts of coastal California to mid-July in the Sierra Nevada. Some fawns are born earlier and some are born later than the peak periods. Fawns are usually weaned about 60 to 90 days after birth.

The California mule deer is the second most abundant subspecies of deer in the State and is found in abundance in the San Gabriel Mountains.

The animal is migratory except in coastal Southern California and foothill areas where snow does not cause range shifts. The breeding season occurs in October or November in areas along the coast, but extends as late as mid-December in high mountain ranges in the interior.

Nobody knows how many deer were in California when the early settlers arrived. Historical records indicate that in pioneer times deer may not have been as common in the high mountains as they are now, but they were numerous in the valleys and foothills.

After the gold rush hit California with full impact and the settlers began to crowd in, the deer population began to decline. Although market and hide hunting, as well as the day-by-day take of deer for food by individual settlers, is usually charged with having caused the decline in deer numbers, overgrazing and range depletion also had a major impact. As a result of these factors, the deer population reached a low ebb around the turn of the century.

Today, the deer are the most abundant and most popular big game animal in California.

In the face of phenomenal increases in the human population with its attendant spread of settlement and cultivation of the soil, mining, logging, livestock grazing, and all the other activities that have changed the primitive aspect of the land, deer have made a big comeback.

The growing deer population is the result of several factors, the most important of which is the ability of deer to live close to humans. Populations of some species of native animals have declined or have disappeared entirely as a result of man's civilization. However, the deer, like the coyote, has adapted itself to and benefited from many of man's activities.

Clearing of foothill and mountain homesteads, timber cutting, and forest fires have created openings and led to the spread of palatable herbs and browses that have actually improved the deer habitat. The establishment of protective laws and enforcement by game wardens gave the adaptable deer enough protection to take advantage of their ability to reproduce and multiply.

Since mountain lions inhabit the same range as the deer and deer make up a large part of its diet, the growing deer population has created an opportunity for its natural predator, the mountain lion, to thrive.

8. Finishers by Rank



Finish Line 1994: Ben Hian, Joanne Urioste, Evelyn Marshall and Joe Schlereth

Ranking and Index Notes

Finishers are indexed by time and name (starting on page 38). All data is drawn from finisher lists as listed in *Ultrarunning*. Winners are indicated in boldface.

Awards are listed in full when possible. Finishers for the Last Great Race(s), the Western United States, and John Muir Trail are listed on page 42.

Awards Abbreviations

G/S Buckle: Gold/Silver Buckle
 LGR5: Last Great Race (5 races)
 LGR6: Last Great Race (6 Races)
 W4: Western United States
 Ram's Head: Sportsman of the Year
 JMT: John Muir Trail

Rank	Name	Home	Time	Year	Award	Rank	Name	Home	Time	Year	Award
1	O'Brien, Jim, 36	CA	17:35:48	1989	G/S Buckle	32	Hamalainen, Jussi, 45	CA	20:12:56	1991	G/S Buckle
2	Hian, Ben, 25	CA	18:39:48	1994	Ram	33	Hamalainen, Jussi, 41	FIN	20:15:20	1987	
3	Hian, Ben, 27	CA	18:50:24	1996	Ram	34	Sakurai, Kaname, 35	JPN	20:15:27	2000	Cougar
4	Pacheco, Jorge, 34	CA	18:52:24	2003	Ram	35	Schlereth, Joe, 45	CA	20:17:25	1995	
5	Pacheco, Jorge, 33	CA	19:05:06	2001	Ram	36	Hamalainen, Jussi, 46	CA	20:18:05	1992	
6	Hian, Ben, 29	CA	19:05:35	1998	Ram	37	Put, Hans, 39	NY	20:18:13	2000	Arabian Stallion
7	Nielsen, Tom, 40	CA	19:07:50	1999	Ram	38	Gensichen, Jim, 39	CA	20:21:49	1988	G/S Buckle
8	Nielsen, Tom, 41	CA	19:09:04	2000	Ram	39	Nielsen, Tom, 37	CA	20:22:22	1996	Cougar
9	Pacheco, Jorge, 36	CA	19:10:28	2004	Ram	40	Sawchuk, Kevin, 32	VA	20:23:14	1997	
10	Hian, Ben, 26	CA	19:11:11	1995	Ram	41	Nielsen, Tom, 46	CA	20:26:18	2005	Horse
11	Jurek, Scott, 24	SD	19:15:06	1998		42	Torrence, Ian, 27	NV	20:26:19	1999	Buck-10pt
12	Shufflebarger, Fred, 44	CA	19:22:16	1992	G/S Buckle	43	Barker, Leland, 39	UT	20:30:26	1997	
13	Nielsen, Tom, 39	CA	19:26:08	1998	Cougar	44	Hamalainen, Jussi, 43	CA	20:31:21	1989	
14	Flores, Gabriel, 29	CA	19:30:36	1995		45	Hamalainen, Jussi, 47	CA	20:33:25	1993	
15	Medina, Guillermo, 30	CA	19:30:36	2004	Cougar	46	Freeman, Lon, 29	CA	20:38:18	2004	
16	Hamalainen, Jussi, 44	CA	19:31:24	1990	G/S Buckle	47	Torrence, Ian, 25	NV	20:40:37	1997	
17	Medina, Guillermo, 29	CA	19:33:13	2005	Ram	48	Harris, Stephen, 41	CA	20:43:04	1995	
18	Gonzalez, Cirildo, 43	MEX	19:37:03	1997	Ram	49	Medina, Guillermo, 28	CA	20:45:12	2003	Buck 10-Pt
19	Gensichen, Jim, 38	CA	19:37:13	1987	G/S Buckle	50	Schlereth, Joe, 46	CA	20:46:34	1996	Rhino
20	Shufflebarger, Fred, 45	CA	19:41:44	1993	Ram	51	Torrence, Ian, 26	NV	20:52:21	1998	
21	Jones-Wilkins, Andy, 37	CA	19:43:18	2005	Cougar	52	Herrera, Juan, 28	MEX	20:52:29	1997	
22	Pellon, Jim, 37	CA	19:44:44	1987		53	Herrera, Madero, 25	AZ	20:54:45	1996	
23	Schlereth, Joe, 44	CA	19:50:47	1994	Rhino	54	Gunnarsson, Patrik, 33	CA	20:57:53	1998	
24	Jurek, Scott, 25	WA	19:51:19	1999	Buck-10pt	55	Hines, Jeff, 36	CA	20:59:04	1996	
25	Hamalainen, Jussi, 49	CA	19:51:26	1995	Rhino, Eagle	56	Schlereth, Joe, 42	CA	20:59:18	1992	
26	O'Brien, Jim, 34	CA	19:51:47	1987		57	Koerner, Hal, 28	CO	20:59:24	2004	
27	Jones-Wilkins, Andy, 36	CA	19:53:06	2004	Horse	21					
28	Schlereth, Joe, 43	CA	20:04:11	1993		58	Capewell, Dale, 31	CA	21:04:30	1994	
29	Jones-Wilkins, Andy, 36	CA	20:07:30	2003	Cougar	59	Hamalainen, Jussi, 42	CA	21:05:22	1988	
30	Nielsen, Tom, 38	CA	20:09:22	1997	Cougar	60	Put, Hans, 37	NY	21:06:08	1998	Horse
31	Kissell, Bill, 32	CA	20:10:52	1987		61	Val Verde, Al, 40	CA	21:06:09	1998	Rhino



Kevin Sawchuck & Doug Spencer, finish line 1999.



Suzanne Brana, 1999

Rank	Name	Home	Time	Year	Award
62	Medina, Guillermo, 26	CA	21:13:05	2000	Buck-10pt
63	Parsons, Chip, 38	CA	21:13:05	1992	
64	Harris, Stephen, 34	CA	21:17:40	1988	
65	Spencer, Douglas, 39	CA	21:17:53	1997	
66	Finkbeiner, Bill, 36	CA	21:18:28	1992	W4
67	Hamalainen, Jussi, 48	CA	21:19:46	1994	
68	Slater, Jack, 42	CA	21:20:17	1989	
69	Hamalainen, Jussi, 51	CA	21:20:55	1997	Rhino
70	Karnazes, Dean, 41	CA	21:21:18	2003	Horse
71	Shufflebarger, Fred, 43	CA	21:24:01	1991	
72	Worswick, Jonathan, 34	CA	21:27:32	1997	
73	Schlereth, Joe, 39	CA	21:31:58	1989	
74	Barger, Dan, 25	CA	21:35:20	1990	
75	Madden, Kurt, 39	CA	21:35:53	1994	
76	Cervantes, Martimiano, 46	CA	21:36:59	1998	Buck-8pt
77	Schlereth, Joe, 41	CA	21:37:27	1991	W4
78	Slater, Jack, 41	CA	21:40:05	1988	
79	Harris, Stephen, 40	CA	21:40:16	1994	
80	Mendoza, Adaberto, 49	CA	21:41:18	2001	Elk
81	Harris, Stephen, 44	CA	21:42:46	1998	
82	Harris, Stephen, 43	CA	21:43:04	1997	
83	Slater, Jack, 43	CA	21:45:14	1990	
84	Ehrhard, Ron, 28	CA	21:47:14	1998	
85	Torres, Carlos, 20	MEX	21:47:24	2005	Ram's Head
86	Harris, Stephen, 38	CA	21:49:56	1992	
87	Hines, Jeff, 35	CA	21:50:36	1995	
88	Provost, Richard, 40	CA	21:52:00	1986	G/S Buckle
89	Banderas, Carlos, 48	CA	21:53:52	1998	
90	Park, David, 38	CA	21:54:33	1994	
91	Mendoza, Adaberto, 48	CA	21:55:35	2000	Rhino
92	Hamalainen, Jussi, 50	CA	21:55:40	1996	Buffalo
93	Brainard, Dick, 44	MA	21:56:06	1989	
94	Atlas, Dave, 33	MT	21:56:13	1992	
95	Staudt, John-Mark, 26	AZ	21:56:18	1991	
96	Slater, Jack, 39	CA	21:59:00	1986	
22					
97	Kiddoo, Phill, 29	CA	22:00:00	2004	
98	Marshall, Evelyn, 37	CA	22:01:16	1995	Ram
99	Davis, Lance, 33	CA	22:03:10	1993	
100	Matthys, Ignace, 32	BEL	22:05:26	1991	
101	Banderas, Carlos, 50	CA	22:05:48	2000	Buck-8pt
102	Franko, Joseph, 45	CA	22:08:07	1991	
103	Flynt, David, 39	CA	22:08:17	1995	
104	Spencer, Douglas, 38	CA	22:08:53	1996	
105	Medina, Guillermo, 27	CA	22:09:30	2001	
106	Carr, Derrick, 39	VA	22:11:14	2000	Buck-10pt
107	Seminoff, Tim, 38	UT	22:12:07	1996	
108	Cheese, Tom, 31	CA	22:12:56	1990	
109	Hian, Ben, 24	CA	22:14:00	1993	
110	Jones-Wilkins, Andy, 33	AZ	22:15:36	2000	
111	Kulak, Joseph, 35	CO	22:16:12	2003	LGR6
112	Hines, Jeff, 40	CA	22:16:49	2000	
113	Franko, Joseph, 44	CA	22:17:51	1990	
114	Pais, Lou, 50	CDN	22:18:21	1992	
115	Gonzalez, Cirildo, 44	MEX	22:20:05	1998	
116	Ingstrom, Heikki, 34	UT	22:21:03	1992	
117	Ulrich, Marshall, 38	CO	22:22:14	1989	LGR6
118	Balsley, David, 42	NY	22:22:35	1989	
119	Sawchuk, Kevin, 34	CA	22:23:53	1999	
120	Park, David, 39	CA	22:24:51	1995	

Rank	Name	Home	Time	Year	Award
121	Spencer, Douglas, 41	CA	22:25:25	1999	Horse
122	Caldwell, Donald, 45	CA	22:27:50	1989	
123	Marcelli, Mark, 42	CA	22:29:18	2001	
124	Huffman, Dennis, 45	CA	22:29:28	1994	
125	Taylor, Dana, 33	CA	22:29:28	1994	
126	Greaves, Martyn,	GB	22:30:20	1987	
127	Bogenhuber, Alfred, 48	CA	22:31:05	1988	
128	Hoff, Bruce, 32	CA	22:31:17	1995	
129	Thornley, Craig, 39	OR	22:31:18	2003	
130	Demorest, John, 38	CA	22:31:54	1989	
131	Hamalainen, Jussi, 52	CA	22:33:46	1998	Buffalo
132	Britcliffe, Kathy, 34	CA	22:36:57	1989	
133	Flynt, David, 38	CA	22:39:30	1994	
134	Johns, Sherry Kae, 40	AZ	22:39:35	1995	Rhino
135	Mills, Scott, 48	VA	22:40:59	1999	Rhino
136	Gunnarsson, Patrik, 32	CA	22:42:05	1997	
137	Harris, Stephen, 42	CA	22:43:41	1996	
138	McGilveray, Wayne, 31	CA	22:44:26	1999	
139	Banderas, Carlos, 47	CA	22:45:05	1997	Buck-8pt
140	Schlereth, Joe, 40	CA	22:46:19	1990	
141	Medina, Guillermo, 25	CA	22:47:35	1999	
142	Perez, Angel, 32	CA	22:48:18	2003	
143	White, Micah, 38	CA	22:48:24	2001	
144	Hamalainen, Jussi, 40	CA	22:49:00	1986	
145	Portelance, Rolly, 47	CA	22:49:06	1990	
146	Huffman, Dennis, 42	CA	22:49:56	1991	
147	Wood, Blake, 37	NM	22:50:38	1995	
148	Cave, John, 32	WA	22:51:55	1992	
149	McKenzie, Scott, 40	CA	22:53:48	1995	
150	Flores, Gabriel, 32	CA	22:53:59	1998	
151	Winter, Tom, 45	CA	22:54:40	1994	
152	Apt, Kirk, 33	CO	22:55:34	1995	
153	Hamalainen, Jussi, 55	CA	22:56:24	2001	
154	Whyte, Pat, 41	CA	22:57:07	1989	
155	Ramsey, William, 44	CA	22:57:14	1997	
156	Banderas, Carlos, 43	CA	22:59:25	1994	
23					
157	West, Ralph,	CA	23:02:04	1987	
158	Mackey, Monte, 45	CA	23:03:18	2001	
159	Gallardo, Marc, 31	CA	23:05:46	1996	
160	Banderas, Carlos, 45	CA	23:06:42	1995	
161	Henriquez, Ernesto, 39	CA	23:06:42	1995	
162	Mendoza, Adaberto, 51	CA	23:07:18	2003	Rhino
163	Barger, Dan, 23	CA	23:07:31	1988	
164	Christensen, Chris, 35	CA	23:07:48	1992	
165	Brana, Suzanne, 41	CA	23:08:47	1999	Cougar
166	Pearch, John, 30	WA	23:10:30	2003	
167	McDonald, Shawn, 29	CA	23:10:42	1995	
168	Carlson, Bill, 32	CA	23:12:17	1992	
169	Kee, Bill, 40	CA	23:12:24	1997	
170	Marcelli, Mark, 36	CA	23:13:18	1995	
171	Redmond, Don, 22	CA	23:14:11	1990	
172	Williams, Dan, 52	CA	23:14:30	2001	
173	Cole, Chris, 23	CA	23:17:00	1986	
174	Gregorich, Ken, 42	CA	23:17:06	2001	
175	Hoang, Kyle, 34	CA	23:17:12	2005	
176	Johns, Sherry Kae, 42	NM	23:18:00	1997	Ram
177	Groberson, Jay, 38	CA	23:18:09	1999	
178	Lygre, David, 47	WA	23:18:36	1989	
179	Franiak, Joe, 30	CA	23:18:49	1991	



Sherry Kae Johns, 1997



Scott Jurek, 1999



Jussi Hamalainen, 2004-19 Finishes

Rank	Name	Home	Time	Year	Award	Rank	Name	Home	Time	Year	Award
180	McNair, Rob, 45	CA	23:19:07	2000		240	Paciello, Louis, 34	AZ	23:51:19	2000	
181	McKenzie, Scott, 41	CA	23:20:37	1996		241	Reinstein, Devy, 34	CA	23:51:25	1990	
182	Sloan, Tom, 41	CA	23:21:08	1989		242	Slater, Jack, 44	CA	23:51:26	1991	
183	Penna, Phil, 42	CA	23:21:26	1990		243	Hanna, Noel, 31	IRE	23:51:29	1998	Ram's Head
184	Crites, Kent, 37	CA	23:22:58	1988		244	Dutfield, Stewart, 36	WA	23:51:42	1991	
185	Gregg, Michael, 28	CA	23:23:00	1986		245	Johnston, Jennifer, 35	CA	23:51:57	1999	Cougar
186	Winter, Thomas, 42	CA	23:23:09	1990		246	Williams, Jamie, 45	CA	23:51:57	1994	
187	Kee, Bill, 38	CA	23:24:12	1995		247	Rambach, Whit, 36	CA	23:52:00	2003	
188	Val Verde, Al, 42	CA	23:24:32	2000		248	White, Micah, 37	CA	23:52:09	2000	
189	Gagarin, Peter, 44	MA	23:25:11	1989		249	Hardman, Gordon, 38	CO	23:53:00	1989	LGR6
190	McNair, Rob, 44	CA	23:26:11	1998		250	Corcoran, Devin, 48	CA	23:53:06	2005	8pt Buck
191	Bell, Ray, 44	FL	23:27:27	1988	W4	251	Slater, Jack, 45	CA	23:53:18	1992	
192	Hamalainen, Jussi, 54	FIN	23:27:46	2000	Buffalo	252	Harlan, Larry, 37	CA	23:53:44	1996	
193	Feldman, Alex, 40	ID	23:28:07	1997		253	Robison, Wendell, 38	WY	23:54:00	1990	
194	Johnson, Gary, 38	CA	23:28:09	1991		254	Slater, Jack, 40	CA	23:54:25	1987	
195	Johnston, Jennifer, 34	CA	23:28:43	1998	Ram	255	Pecsar, Jeff, 38	CA	23:55:15	1988	
196	McCarthy, Willis, 35	CA	23:29:01	1990		256	Fabian, Francisco, 50	CA	23:55:24	2001	
197	Sherman, Stu, 49	CA	23:29:18	2004	Rhino	257	Curry, Garry, 33	CA	23:55:25	1987	
198	Grobeson, Jay, 44	CA	23:29:24	2005	Rhino, Elk	24					
199	Westergaard, Danny, 31	CA	23:29:32	1990		258	Prado, Robert, 34	CA	24:01:16	1988	
200	Thompson, Jeff, 39	CA	23:29:54	1990		259	Bandur, John, 48	WA	24:04:00	1986	
201	Maddieson, Ian, 44	CA	23:30:05	1986		260	Harris, Stephen, 45	CA	24:06:47	1999	
202	Robison, Wendell, 37	WY	23:30:34	1989		261	Scislowicz, Caz, 51	CA	24:12:07	2000	
203	Grobeson, Jay, 36	CA	23:30:43	1997		262	Grobeson, Jay, 43	CA	24:20:00	2004	2nd Sunrise
204	Hamalainen, Jussi, 53	CA	23:32:52	1999	Buck-8pt	263	Betts, Kellen, 22	CA	24:28:06	2004	
205	Mills, Scott, 44	VA	23:33:07	1995		264	Henderson, Jennifer, 37	CA	24:28:27	1996	Ram
206	Miller, Dana, 42	UT	23:33:24	1993		265	Ramires, Martin, 34	AZ	24:28:27	1996	
207	Bartoo, Duke, 47	CA	23:34:02	1999		266	Mendoza, Adaberto, 47	CA	24:30:01	1998	
208	Robinson, John, 34	OR	23:34:46	2000		267	Bogenhuber, Edith, 47	CA	24:31:04	1991	
209	McDowell, Nate, 28	OR	23:35:29	2000		268	Thibeault, Gene, 49	CA	24:32:14	1995	
210	Goodman, Larry, 33	CA	23:35:48	1990		269	Johnston, Jennifer, 40	CA	24:32:24	2004	Ram
211	Wood, Blake, 38	NM	23:36:16	1996		270	Pedroia, Vince, 52	CA	24:34:09	1999	Buffalo
212	Gimbel, Susan, 43	CA	23:37:05	1990	G/S Buckle	271	Kee, Bill, 42	CA	24:34:17	1999	
213	Trafecanty, Denis, 53	CA	23:37:09	1996		272	Carr, Derrick, 38	VA	24:34:34	1999	
214	Hoff, Bruce, 29	CA	23:37:15	1992		273	Arceo, Rafael, 35	CA	24:37:18	2003	
215	Perez, Angel, 34	CA	23:38:24	2005		274	Pedroia, Vince, 52	CA	24:37:32	1998	
216	Allison, Walter, 35	CA	23:38:34	1990		275	Finkel, Diana, 31	CO	24:39:06	2003	Ram
217	McCarthy, Willis, 42	CA	23:39:19	1997		276	Pacheco, Jorge, 32	CA	24:39:39	2000	
218	Marshall, Eveyln, 36	CA	23:39:37	1994	Ram	277	Flynt, David, 38	CA	24:40:48	1993	
219	Nielsen, Tom, 35	CA	23:39:37	1994		278	Balch, Vincent, 41	CA	24:42:02	1997	
220	Cepeda, Caesar, 37	CA	23:39:41	2000		279	Sutton, Dale, 47	CA	24:44:30	1987	
221	Hillestad, Richard, 44	CA	23:41:00	1986		280	Beech, George, 41	CO	24:50:02	1991	
222	Torrence, Ian, 31	NV	23:41:12	2004		281	Hilliard, Gary, 49	CA	24:50:16	2004	8 Pt Buck
223	Sakurai, Kaname, 34	JPN	23:41:16	1998	Ram's Head	282	Trafecanty, Denis, 54	CA	24:52:48	1997	Buffalo
224	Lee, Kevin, 32	CA	23:41:40	1996		283	Pedroia, Vince, 54	CA	24:52:59	2000	
225	Green, Thomas, 42	MD	23:43:46	1992		284	Fingar, Julie, 30	CA	24:53:24	2005	Ram
226	Condron, Barry, 30	CA	23:44:35	1994		285	Gallardo, Marc, 32	CA	24:53:52	1997	
227	McDonald, Shawn, 32	CA	23:44:55	1998		286	Hamalainen, Jussi, 58	CA	24:55:06	2004	Buffalo
228	Adams, David, 41	WY	23:45:10	1993		287	Mackey, Monte, 41	CA	24:55:57	1997	
229	Coudurier, Bernard, 44	CA	23:45:47	1996		288	Bassett, Nick, 50	WY	24:56:49	1995	Buffalo
230	Lenderking, Hollis, 40	CA	23:46:46	1990		289	Gibbons, Wayne, 31	CA	24:58:07	1990	
231	DeVita, Vicki, 38	CA	23:46:56	1991	G/S Buckle	290	Sloan, Tom, 40	CA	24:58:26	1988	
232	Modzelewski, Michael, 36	CA	23:47:20	1989		291	Pirkl, Greg, 32	HI	24:59:14	2000	
233	Modzelewski, Scott, 27	AZ	23:47:20	1989		292	Huff, Jeff, 38	HI	24:59:15	2000	
234	Cave, John, 31	CA	23:47:30	1991		293	Bogges, Edward, 39	CO	24:59:58	1997	
235	Demorest, John, 42	CA	23:47:32	1993		25					
236	Fiorito, Mike, 29	NC	23:48:35	1996		294	Petschar, Perry, 41	CA	25:00:55	1995	
237	McKenzie, Scott, 39	CA	23:49:52	1994		295	McNair, Rob, 43	CA	25:02:18	1997	
238	Gassan, Larry, 41	CA	23:50:04	1996		296	Masters, Ed, 37	UT	25:04:41	1989	
239	Tanzer, Herb, 38	CA	23:51:02	1990		297	McMahon, Elaina, 39	CA	25:05:33	1996	Cougar



Ben Hian, 1994




Evelyn Marshall, 1993



Tom Nielsen (r) with pacer Jeff Hines, 2005.

Rank	Name	Home	Time	Year	Award
298	Swatt, Martha, 33	WY	25:06:00	1995	
299	Barger, Dan, 29	CA	25:06:08	1994	
300	Arndt, Jeff, 48	AK	25:06:30	2001	
301	Winter, Thomas, 39	CA	25:08:37	1987	
302	Mackey, Monte, 35	CA	25:08:54	1991	
303	Coudurier, Bernard, 45	CA	25:10:38	1997	
304	Johnston, Jennifer, 36	MI	25:11:24	2000	Ram
305	Palmer, Peter, 44	CT	25:14:18	1997	
306	Pedroia, Vince, 51	CA	25:14:36	1997	
307	Marshall, Evelyn, 35	CA	25:15:09	1993	Ram
308	Tucker, Donald, 32	UT	25:16:14	1989	
309	Morrison, Walter, 52	CA	25:16:54	1990	
310	Limb, Troy, 43	CA	25:18:18	2004	
311	Gagarin, Peter, 41	MA	25:19:00	1986	
312	Arndt, Jeff, 51	AK	25:20:24	2004	
313	Volkenand, Robert, 57	OR	25:21:16	1988	
314	Malinin, Mike, 36	CA	25:22:06	2004	
315	Johnston, Jennifer, 37	CA	25:23:36	2001	Ram
316	Bogenhuber, Edith, 46	CA	25:23:37	1990	
317	Condron, Barry, 30	CA	25:23:42	1993	
318	Ramsey, William, 43	CA	25:26:11	1996	
319	Stewart, Patrick, 35	CA	25:31:03	1997	
320	Huffman, Dennis, 44	CA	25:31:56	1993	
321	Grobesson, Jay, 34	CA	25:32:46	1995	
322	Capron, David, 53	CA	25:33:47	1998	
323	Vandenburg, Larry, 46	WA	25:34:42	2000	
324	Arndt, Jeff, 47	AK	25:34:51	2000	
325	Trevino, Mike, 25	CA	25:36:37	2000	
326	Grobesson, Jay, 35	CA	25:37:25	1996	
327	Stenzel, William, 26	CA	25:37:31	2000	
328	Grobesson, Jay, 37	CA	25:38:51	1998	LGR6
329	Bahr, Tracy, 31	OR	25:41:12	2003	Cougar
330	Kiner, "Mark ""PineNut""", 30	CA	25:41:12	2004	
331	Ringstad, Curt, 41	OR	25:42:36	1993	
332	Sybrowsky, Brandon, 22	UT	25:44:42	1993	
333	Tinker, Nancy, 40	CA	25:44:48	1991	
334	Herrera, Juan, 32	MEX	25:45:26	2000	
335	Villeneuve, Raymond, 38	CDN	25:52:30	1992	
336	Gustman, Jana, 34	CA	25:55:24	2001	Cougar
337	Harvey, Steve, 44	CA	25:55:31	1988	
338	Cosmas, Mark, 38	AZ	25:56:30	2005	
339	Huff, Jeff, 37	HI	25:56:47	1999	
340	Harris, Stephen, 47	CA	25:57:06	2001	
341	Grobesson, Jay, 40	CA	25:57:18	2001	
342	Crawford, Terry, 42	CA	25:57:25	1990	
343	Val Verde, Al, 39	CA	25:58:11	1997	
344	Trafecanty, Denis, 58	CA	25:58:18	2001	
26					
345	Limb, Troy, 44	CA	26:00:00	2005	
346	Ball, Tim, 32	CA	26:02:04	1991	
347	Bandur, John, 51	WA	26:03:20	1989	
348	Casteran, Rene, 42	OR	26:03:20	1989	W4
349	Hamalainen, Jussi, 56	CA	26:04:12	2003	Buck 8-Pt
350	Elam, Linda, 45	CA	26:04:16	1991	W4
351	Molmen, akabill, 54	HI	26:04:42	1998	
352	Sundermeier, Ronda, 37	OR	26:06:12	2004	Cougar
353	Ostrom, Tony, 45	CA	26:07:56	2000	
354	Ritchie, Gary, 58	CA	26:08:18	1998	
355	Daly, David, 40	CA	26:08:30	2001	

Rank	Name	Home	Time	Year	Award
356	Winters, Ted, 48	CA	26:09:00	1986	
357	Askew, Deborah, 41	CA	26:09:15	1999	Rhino
358	Kee, Bill, 48	CA	26:11:30	2005	
359	Mazaud, Jean-Paul, 43	CA	26:13:02	1995	
360	Molmen, akabill, 56	HI	26:14:24	2000	
361	Curry, Garry, 42	CO	26:14:50	1996	
362	Grobesson, Jay, 33	CA	26:15:33	1994	
363	Robinson, Dave, 34	CA	26:16:19	1996	
364	Coudurier, Bernard, 43	CA	26:16:33	1995	
365	Tinker, Nancy, 42	CA	26:17:59	1993	
366	Bahr, Tracy, 32	OR	26:20:30	2005	Cougar
367	Boggess, Edward, 41	CO	26:21:52	1999	LGR6
368	Galdi, Phil, 36	CA	26:23:00	1986	
369	Bassett, Nick, 52	WY	26:23:10	1997	
370	Hesseltine, Wally, 60	CA	26:23:24	2003	Buffalo
371	Gates, Richard, 35	UT	26:24:18	1992	W4
372	Arceo, Rafael, 33	CA	26:24:30	2001	
373	Nosco, Jack, 30	CA	26:25:04	1992	
374	Curry, Garry, 35	CA	26:25:20	1989	
375	McMahon, Elaina, 38	CA	26:25:54	1995	
376	Sutton, Dale, 46	CA	26:27:00	1986	
377	Fabian, Francisco, 48	CA	26:28:38	1999	
378	Lujan, Edward, 51	CA	26:30:09	1989	
379	Hagen, Jeff, 46	CA	26:30:33	1993	
380	Britcliffe, Kathy, 33	CA	26:30:55	1988	G/S Buckle
381	Crites, Kent, 43	CA	26:31:13	1994	
382	Moore, Russell, 49	CA	26:33:13	1988	
383	Flores, Gabriel, 28	CA	26:33:38	1994	
384	Pedroia, Vince, 48	CA	26:33:41	1994	
385	Nosco, Jack, 33	CA	26:33:51	1995	
386	Hesseltine, Wally, 61	CA	26:34:30	2004	
387	Robbins, Jeffrey, 46	CA	26:34:57	1998	
388	Webster, Larry, 56	WA	26:35:55	1989	
389	Frye-Krier, Barbara, 47	FL	26:38:06	2001	W4, Rhino
390	Keogh, Bobby, 57	NM	26:38:06	2001	
391	Vitale, Leslie, 42	CA	26:39:08	1995	
392	Fullerton, Jimmy, 50	CA	26:40:23	2004	
393	Ridgeway, Diane, 47	CO	26:40:35	1996	Rhino
394	Beaulieu, Moe, 46	CA	26:40:46	1990	
395	Lee, Bill, 40	CO	26:41:50	1989	
396	Anderson, Jay, 48	CA	26:42:12	2004	
397	Furin, Milan, 45	SVK	26:42:22	1995	Ram's Head
398	Ralyea, Paul, 37	VA	26:42:33	2004	
399	Blinn, Jerry, 42	CA	26:43:27	1989	
400	Bartoo, Duke, 45	CA	26:43:41	1997	
401	Franko, Joseph, 46	CA	26:44:34	1992	
402	Trafecanty, Denis, 60	CA	26:45:12	2003	
403	Henslee, Gary, 45	CA	26:45:17	1996	
404	Fabian, Francisco, 49	CA	26:45:27	2000	
405	Musselman, Jim, 39	GA	26:46:29	1999	LGR6
406	Ramsey, William, 48	CA	26:46:29	1999	
407	Melendy, Byron, 47	CA	26:46:30	1990	
408	Stephenson, Chris, 40	CA	26:46:30	2005	
409	Castano, Larry, 37	CA	26:46:52	1990	
410	Slater, Jack, 46	CA	26:47:30	1993	
411	Harvey, Steve, 42	CA	26:48:00	1986	
412	Ulloa, Bob, 47	CA	26:48:33	1996	
413	Harris, Stephen, 46	CA	26:48:40	2000	
414	Maynard, James, 37	CA	26:49:30	2005	




Gabriel Flores & son Gabriel, 1998




Tracy Bahr and pacer Jay Anderson at Shortcut Saddle, 2005

Rank	Name	Home	Time	Year	Award	Rank	Name	Home	Time	Year	Award
415	Reed, Pamela, 34	AZ	26:49:48	1995		473	Hodges, Eric, 51	CA	27:24:36	2000	W4
416	Byrne, Rob, 43	CA	26:54:06	2001		474	Bonnett-Castillo, Paul, 38	AZ	27:24:48	1999	
417	Williams, Dan, 54	CA	26:54:18	2003		475	Little, Jerry, 30	CO	27:24:50	1998	
418	Vance, Fred, 43	CA	26:54:20	1995		476	Kimura, Jonathan, 21	CA	27:25:30	2001	
419	Good, Jim, 46	CA	26:55:06	2004		477	Turner, David, 33	CA	27:25:31	1994	
420	Slater, Jack, 47	CA	26:55:46	1994		478	Peacock, John, 51	NV	27:26:00	1989	
421	Capron, David, 52	CA	26:56:13	1997		479	Kozinc, Gabor, 41	CA	27:26:30	2004	
422	Franko, Joseph, 47	CA	26:56:38	1993		480	Eidenschink, Chuck, 36	OR	27:27:45	1989	
423	Melendy, Byron, 53	CA	26:56:41	1994		481	Christopherson, Wayne, 41	MI	27:28:13	1989	
424	Calvert, Randy, 44	NV	26:58:38	1997		482	McComish, John, 51	CA	27:29:25	1988	
425	McCarthy, Willis, 33	CA	26:59:31	1988		483	Rhodes, Randy, 44	CO	27:30:50	1994	
27						484	LeFebvre, Michael, 33	CA	27:31:36	1993	
426	Dobberteen, Dean, 24	CA	27:00:47	1999		485	Garnett, Paul, 38	CA	27:32:00	1986	
427	Goss, Lance, 45	CA	27:01:10	1990		486	Cornell, Gill, 42	CA	27:32:42	1992	
428	DeVelve, Robert, 46	AK	27:01:55	2000		487	Ramsey, William, 47	CA	27:32:59	2000	
429	Brenden, Dan, 54	AZ	27:02:12	2005	LGR6	488	Knutson, Thomas, 50	MN	27:33:00	2000	
430	White, Micah, 41	CA	27:03:06	2004		489	Solish, Al, 36	CA	27:33:00	1986	
431	Mailloux, Jeff, 32	ID	27:04:04	1992		490	Clapper, Joe, 38	VA	27:34:28	1997	
432	Brana, Suzanne, 40	CA	27:04:20	1998	Cougar	491	Earnest, Frank, 53	CA	27:34:36	2004	LGR6, W4
433	Curry, Garry, 40	CO	27:04:34	1994		492	Campbell, Michael, 54	VA	27:35:24	2004	
434	Robbins, Jeffrey, 45	CA	27:05:32	1997		493	Grunt, Cindie, 41	OR	27:35:49	1991	
435	Kee, Bill, 48	CA	27:05:36	2003		494	Westergaard, Danny, 35	CA	27:36:03	1994	
436	Hilliard, Gary, 50	CA	27:06:24	2005		495	Solverson, Kelly, 35	CA	27:38:36	2005	
437	Escobar, Luis, 34	CA	27:06:29	1997		496	Furtaw, Ed, 43	NV	27:38:52	1991	
438	Bartoo, Duke, 48	CA	27:07:06	2000		497	Scholz, Monica, 33	CAN	27:39:06	2000	Cougar
439	Ulloa, Bob, 51	CA	27:07:07	2000		498	Petschar, Perry, 39	CA	27:40:04	1993	
440	Van Wicklin, David, 51	CA	27:07:12	2003		499	Stevenson, Jeff, 48	CA	27:40:21	1994	
441	Tinker, Nancy, 35	CA	27:09:17	1989		500	Arceo, Rafael, 31	CA	27:40:37	1999	
442	Corcoran, Devin, 34	CA	27:09:36	2001		501	Robak, Robert, 45	CA	27:41:17	1997	
443	Cepoi, David, 27	CA	27:12:18	1992		502	Dimkich, Michael, 33	CA	27:42:12	2001	
444	Nosco, Jack, 29	CA	27:13:04	1991		503	Westergaard, Danny, 46	CA	27:42:30	2005	
445	Bien, Rod, 31	OR	27:13:18	2003		504	Khajavi, Jamshid, 51	WA	27:42:36	2004	LGR6, W4
446	Braun, Paul, 34	CA	27:13:45	1996		505	Gimenez, Kim, 40	CA	27:43:06	2004	Rhino
447	Nosco, Jack, 38	CA	27:14:06	2000		506	McComish, John, 50	CA	27:43:12	1987	
448	Gassan, Larry, 38	CA	27:14:20	1993		507	Scholz, Monica, 34	CAN	27:43:24	2001	
449	Hesseltine, Wally, 62	CA	27:14:30	2005		508	Reynolds, Marc, 42	CA	27:43:55	1990	
450	Robison, Wendell, 36	WY	27:15:07	1988	LGR5	509	Winter, Ted,	CA	27:44:08	1987	
451	Fullerton, Jimmy, 49	CA	27:15:36	2003		510	Martin, Michael, 41	CA	27:44:32	1989	
452	McMahon, Elaina, 37	CA	27:15:48	1994		511	Mark, John, 40	CA	27:44:40	1992	
453	Pedroia, Vince, 55	CA	27:16:06	2001		512	Mork, Joanie, 38	CA	27:44:40	1992	
454	Chiasson, Hal, 58	CA	27:16:12	2001		513	Welch, Kathy, 39	CA	27:44:40	1992	
455	Hamalainen, Jussi, 59	CA	27:16:18	2005		514	Pirogowicz, David, 44	CA	27:45:46	1996	
456	Buzik, Ivan, 56	CA	27:16:47	2000		515	MacNair, Howard,	CA	27:45:55	1987	
457	Bunton, Stacey, 40	OR	27:17:06	2003	Rhino	516	Moore, Arthur, 57	OH	27:46:17	1994	
458	Samuelson, Mark, 39	CA	27:18:05	1992		517	Fukumoto, Stephen, 37	CA	27:47:01	1987	
459	Furnish, James, 50	CA	27:18:30	1992		518	Ives, Frank, 49	CA	27:47:29	1991	
460	Greenlaw, Raymond, 39	GA	27:18:41	2000		519	Soares, Justin, 21	OR	27:47:29	2000	
461	Farley, Kenneth, 40	CA	27:20:12	2005		520	Knutson, Thomas, 49	MN	27:47:43	1999	W4
462	Joseph, Gene, 41	AZ	27:20:51	1993		521	LaCava, Clem, 52	OR	27:48:14	2000	
463	Scholl, Milt, 30	OR	27:20:51	1987		522	Perry, Lyman, 33	HI	27:48:27	2000	
464	Lee, Kevin, 36	CA	27:21:19	2000		523	Harmer, Burgess, 49	NV	27:48:53	1991	W4, LGR5
465	Bermudez, Ofelia, 40	CA	27:21:27	1996		524	Hayes, Richard, 49	CA	27:49:16	2000	
466	Huffman, Dennis, 43	CA	27:21:40	1992		525	McMahon, Elaina, 41	CA	27:50:39	1998	Rhino
467	Buck, Richard, 43	CA	27:22:25	1989		526	Orr, Jim,	CA	27:50:41	1987	
468	Gimbel, Susan, 41	CA	27:22:27	1988		527	Richards-Dinger, Keith, 36	CA	27:51:30	2004	
469	Pedroia, Vince, 49	CA	27:22:40	1995		528	Weiss, Chrissy, 43	CA	27:53:06	2004	
470	Urioste, Joanne, 43	NV	27:22:40	1995	Rhino	529	Molmen, akabill, 55	HI	27:53:17	1999	
471	Kelley, Rick, 46	AZ	27:22:45	1996		530	Odre, Jacqueline, 31	HI	27:53:17	1999	
472	Castano, Larry, 38	CA	27:23:38	1991		531	Magram, Tom, 38	CA	27:54:00	1986	



Denis Trafecanty, 1997



Hal Koerner, 2004



Cirildo Gonzalez, 1998 Ram

Rank	Name	Home	Time	Year	Award	Rank	Name	Home	Time	Year	Award
532	Resh, Jack, 55	CA	27:54:00	1986		590	Collins, Dick, 56	CA	28:21:18	1989	
533	Werth, Dennis, 49	CO	27:54:21	1991		591	Langstaff, Anne, 36	CA	28:21:43	1997	Cougar
534	Cole, Chris, 27	CA	27:54:57	1990		592	Mauldin, Tonya, 46	CA	28:22:54	1993	
535	McCormick, Steve, 46	CA	27:55:55	1990		593	Bender, Jeff, 32	CA	28:23:22	1994	
536	Waddell, Tom, 48	CA	27:56:07	1994		594	Anderson, Maggie, 43	NZ	28:23:27	1995	
537	Isler, Randy, 41	NM	27:56:37	1998		595	Nosco, Jack, 38	CA	28:23:46	1990	
538	Gates, Richard, 32	UT	27:57:14	1989		596	Bogenhuber, Edith, 48	CA	28:24:05	1992	
539	Stermolle, Toni, 39	CA	27:58:11	1991		597	Collins, Dick, 57	CA	28:24:34	1990	W4
540	Barger, Dan, 21	CA	27:59:00	1986		598	Mather, Catherine, 42	CAN	28:25:00	2000	Rhino
541	Curry, Garry, 32	CA	27:59:00	1986		599	Dimmick, Fred, 39	NY	28:25:23	1996	
542	Harmer, Burgess, 48	NV	27:59:08	1990	W4	600	Diaz, Carlos, 45	CA	28:25:36	2001	
543	Willis, Scott, 29	CA	27:59:15	1991		601	Collier, Damon, 37	CA	28:26:12	2005	
544	Suter, Michael, 50	CA	27:59:22	1997		602	Demazure, Eric, 44	FRA	28:26:24	2004	SY
28						603	Peacock, John, 55	NV	28:26:42	1993	
545	Andrieux, Marc, 45	FRA	28:00:30	2001		604	Harmer, Burgess, 50	NV	28:26:45	1992	W4, LGR5
546	Jensen, Karl, 51	CAN	28:01:46	1999	LGR6	605	Vander Stucken, Richard, 55	CA	28:27:23	1994	
547	Robak, Robert, 39	CA	28:02:12	1991		606	Condron, Barry, 29	CA	28:27:47	1992	
548	Hodde, Jason, 26	IN	28:02:33	1996		607	Fuentes, Frederico, 34	MEX	28:28:12	2004	
549	Ramsey, William, 48	CA	28:04:18	2001		608	McDonald, Michael, 54	CA	28:28:25	1998	
550	Cowdrey, Bob, 50	CA	28:04:42	1994		609	Kern, Leland, 41	MT	28:28:45	1998	
551	Robison, Wendell, 43	WY	28:05:02	1995		610	Vance, Fred, 39	CO	28:28:47	1991	
552	Curry, Garry, 37	CO	28:05:05	1991		611	Pirkl, Greg, 33	HI	28:29:07	2001	
553	Pike, Robert,	CA	28:05:47	1987		612	Palocsay, Matt, 23	CA	28:30:19	2000	
554	Doman, Wendell, 44	CA	28:06:06	2003		613	Tufts, Richard, 43	CA	28:30:24	1987	
555	Chiasson, Hal, 61	CA	28:06:18	2004		614	Cohen, Howard, 42	CA	28:31:02	2000	
556	Rambach, Whit, 31	CA	28:06:34	1998		615	Eastman, Diane, 45	CA	28:31:04	1987	
557	Urioste, Joanne, 46	NV	28:06:51	1994		616	Kajiwara, Eric, 49	CA	28:31:13	1996	
558	Fukumoto, Stephen, 38	CA	28:07:01	1988		617	Freeman, Lee, 48	CA	28:32:02	1991	
559	Macleod, Ken, 41	CDN	28:07:41	1992		618	Wilkie, Jose, 33	KY	28:33:20	1996	
560	Scholl, Milt, 32	OR	28:08:05	1989		619	Jess, Carl, 41	NM	28:33:21	2000	
561	Ramsey, William, 50	CA	28:08:30	2003		620	Buck, Richard, 42	CA	28:33:43	1988	
562	Kern, Lee, 36	MT	28:09:07	1993		621	Ramsey, William, 45	CA	28:34:43	1998	
563	Schmidt, Paul, 41	CA	28:09:08	1993		622	Sercel, Pete, 25	CA	28:34:55	1991	
564	Martin, Lou, 39	CA	28:09:33	1991		623	Olney, Dave, 46	CA	28:34:57	1988	
565	Fitzwater, Loren, 40	CA	28:09:40	1995		624	Royalty, Phil, 27	NV	28:35:19	1996	
566	Roberts, Seth, 44	MA	28:10:20	1996		625	Hagele, Denny, 44	CA	28:36:37	1988	LGR5
567	Wang, Gary, 27	CA	28:10:20	1995		626	March, Nancy, 47	CA	28:37:12	1994	
568	Sakurai, Hiroe, 35	JPN	28:10:37	2000		627	Robison, Wendell, 42	WY	28:37:12	1994	
569	Akiyama, Paul, 51	NV	28:10:56	1995		628	Thompson, Jeff, 38	CA	28:38:08	1989	
570	McGrath, Maureen, 36	CA	28:11:31	1998		629	Chiasson, Hal, 60	CA	28:38:30	2003	
571	Robinson, Eric, 28	CA	28:12:36	1996		630	Farnbrough, Larry, 52	CA	28:38:52	1997	
572	Scholl, Milton, 40	OR	28:13:04	1997		631	Vance, Fred, 44	CA	28:39:00	1996	
573	McMahon, Elaina, 36	CA	28:13:58	1993		632	Radich, John, 35	CA	28:39:31	1988	
574	Murray, Jack, 43	CA	28:14:18	2004		633	Rork, Paul, 45	CA	28:40:54	1992	
575	Woods, Doug, 45	CA	28:14:30	1989		634	Perrodin, Jack, 59	CA	28:41:08	1988	
576	Hodges, Eric, 49	CA	28:14:52	1998		635	Adams, Richard, 52	CA	28:41:57	1995	
577	Chiasson, Hal, 55	CA	28:17:00	1998		636	Gersitz, Lorraine, 37	CA	28:42:22	1991	
578	Westergaard, Danny, 45	CA	28:17:18	2004		637	Hartinger, Mark, 42	WA	28:42:47	1999	
579	Gibbons, Christine, 33	NJ	28:17:25	1995		638	McGrath, Maureen, 31	CA	28:45:18	1993	
580	Gibbons, Wayne, 36	NJ	28:17:25	1995		639	Kelley, Rick, 49	AZ	28:45:54	1999	
581	Livak, Joe, 51	NV	28:17:42	1992		640	Franko, Joseph, 43	CA	28:46:35	1989	
582	LaMora, Jeffery, 26	UT	28:17:57	1999		641	Palmer, Mike, 43	CA	28:46:39	1996	
583	McRae, Steve, 41	CA	28:18:13	1992		642	Magruder, Joe, 46	CA	28:46:43	1992	
584	Dinger, Eric, 30	AZ	28:18:18	2004		643	Bartoo, Duke, 44	CA	28:48:26	1996	
585	Holder, Kent, 49	CA	28:18:36	1988		644	Bender, Jeff, 31	CA	28:48:35	1993	
586	Chiasson, Hal, 57	CA	28:19:00	2000		645	Soltész, Michael, 41	CA	28:48:40	1997	
587	Conover, Lisa, 43	WI	28:20:12	2001		646	Weisshaar, Hans-Dieter, 59	GER	28:48:55	1999	Ram's Head
588	Pettigrew, Jeff, 42	CA	28:20:24	1996		647	Donoff, Mick, 52	CD	28:48:56	1996	
589	Scott, Chris, 47	CA	28:20:24	1996		648	Flores, Mario, 41	CA	28:49:01	1991	



Dixie Madsen, 1997



Hans Put, 1998 Horse Award



Jay Grobeson: Elk Award, ten and done! 2005

Rank	Name	Home	Time	Year	Award	Rank	Name	Home	Time	Year	Award
649	Luptowicz, Josef, 46	CA	28:49:17	1990		707	Zaayer, Todd, 26	CA	29:11:11	1988	
650	Adjemian, Robert, 46	CA	28:49:28	1993		708	Teichert, Jurgen, 32	GER	29:11:18	2000	
651	Parker, Jeff, 32	NV	28:49:33	1991		709	Suter, Michael, 48	CA	29:11:44	1995	
652	Cross, Fenton, 53	CA	28:49:41	1997		710	Leigh, Todd, 44	CA	29:12:00	1986	
653	Harris, Stephen, 49	CA	28:50:00	2003		711	Lawrence, Richard, 35	CA	29:13:11	1997	
654	Muchow, Lee, 46	CA	28:50:02	1986		712	Takahashi, Kaoru, 32	NY	29:13:13	1999	
655	Zicker, Gary, 46	NV	28:50:02	1997		713	Murray, Jack, 42	CA	29:13:18	2003	
656	Fullerton, Jimmy, 51	CA	28:51:00	2005		714	Capron, David, 51	CA	29:14:03	1996	
657	Robison, Wendell, 39	WY	28:51:24	1991	LGR5	715	Bartoo, Duke, 46	CA	29:14:06	1998	
658	Curry, Garry, 41	CO	28:51:47	1995	Eagle	716	Sullivan, Scott, 42	CA	29:14:12	2001	
659	Maslanka, Bozena, 30	CA	28:51:56	1997		717	Hasham, Sheila, 44	CA	29:15:00	1986	
660	Curry, Garry, 43	CO	28:52:12	1997		718	Hardin, David, 31	CA	29:15:32	1997	
661	Flores, Mario, 40	CA	28:52:12	1990		719	Jones, David, 29	CA	29:15:33	1997	
662	Mauldin, Bruce, 46	CA	28:52:20	1994		720	Akiyama, Paul, 50	NV	29:15:43	1994	W4
663	Hermanson, Ray, 45	CA	28:52:38	1988		721	Gill, Jim, 47	CA	29:16:12	2005	
664	Lowy, Ron, 43	CA	28:54:00	1986		722	Harmer, Burgess, 52	NV	29:16:50	1994	LGR6
665	Leigh, Todd, 48	CA	28:54:07	1990		723	Madsen, Dixie, 60	CA	29:18:01	1997	Rhino
666	Pepin, James, 37	CA	28:55:00	1986		724	Jensen, Stan, 46	CA	29:19:09	1999	W4,LGR6
667	Duplessis, Janine, 45	WA	28:55:16	1999	LGR6	725	Dimmick, Fred, 38	NY	29:19:19	1995	
668	Park, Charles, 49	CA	28:55:18	2003		726	Cross, Fenton, 56	CA	29:19:27	2000	
669	Hodges, Eric, 48	CA	28:56:48	1997		727	Tufts, Dick, 45	CA	29:19:35	1989	
670	Klein, Greg, 39	CA	28:57:05	1993		728	Michaud, Fernand, 54	NV	29:20:19	1997	
671	Rapp, James, 38	NV	28:57:34	1995		729	Conover, Lisa, 46	WI	29:21:00	2004	
672	Olney, Dave, 48	CA	28:59:06	1990		730	Price, John, 47	OR	29:21:12	2005	
673	Meyer, Bert, 44	CT	28:59:11	1989		731	Thomas, Michael, 35	CO	29:21:40	1997	
674	Zalokar, Fred, 29	NV	28:59:14	1989		732	Thomas, Tracy, 39	CA	29:21:57	2000	
675	Morita, Ryoichi, 47	CA	28:59:21	1990		733	Kroljic, Karyn, 33	CA	29:22:00	1992	
676	Andress, Michael, 43	CA	28:59:56	1989		734	Robison, Wendell, 40	WY	29:22:00	1992	
29						735	Ross-Wilde, Ronni, 36	CA	29:23:58	1996	
677	Arceo, Rafael, 37	CA	29:00:06	2005		736	Givens, Bob, 45	TX	29:24:33	1989	
678	Parker, Scott, 39	AL	29:00:06	2003		737	Willis, Scott, 33	CA	29:24:38	1995	
679	U'Ren, Jim, 35	CA	29:00:22	1988		738	Ritchie, Gary, 54	CA	29:25:10	1994	
680	Cross, Fenton, 59	CA	29:01:06	2003		739	Velasco, George, 43	CA	29:25:52	1996	
681	Ramsey, William, 42	CA	29:01:56	1995		740	Williams, Don, 34	AZ	29:26:26	1999	
682	McKeever, Doug, 46	WA	29:02:13	1993		741	Grun, Cindie, 44	OR	29:27:15	1994	LGR6
683	Glinn, Jim, 47	CA	29:02:23	1991		742	Phillips, Bud, 49	CO	29:28:16	1996	
684	Harlan, Ted, 28	CO	29:03:18	2004		743	Thomas, Michael, 33	CO	29:28:54	1995	
685	Curry, Garry, 45	CO	29:03:19	1999		744	Kohler, Steve,	CA	29:29:12	1987	
686	Kajiwara, Eric, 51	CA	29:03:22	1998		745	Hermanson, Ray, 47	CAN	29:29:13	1990	
687	Calvert, Maria, 38	CA	29:04:27	1998		746	Whaley, Jim, 41	CA	29:30:10	1988	
688	Pettigrew, Jeff, 32	CA	29:05:18	1995		747	Cammack, Terry, 45	CA	29:30:16	1991	
689	Sutton, Dale, 56	CA	29:05:24	1995		748	Hume, Blakely, 24	NV	29:30:27	1998	
690	Elia, Barbara Ann, 50	CA	29:06:14	1995	Buffalo	749	Greenbauer, Richard, 37	CA	29:30:30	2004	
691	Arndt, Jeff, 46	AK	29:06:33	1999		750	Luptowicz, Josef, 48	CA	29:30:30	1991	
692	Develice, Robert, 45	AK	29:06:33	1999		751	Ramsey, William, 51	CA	29:30:30	2004	
693	Robak, Robert, 47	CA	29:06:59	1999		752	Pedroira, Vince, 50	CA	29:31:10	1996	
694	Molman, akabill, 57	HI	29:07:00	2001		753	Walczak, Paul, 40	NC	29:31:10	1996	
695	Irvin, Kristina, 40	CA	29:08:23	1998		754	Snow, Sabin, 48	AZ	29:31:34	1990	
696	Curry, Garry, 50	CO	29:09:24	2004		755	Taylor, Doug, 47	NJ	29:31:34	1990	
697	Schmidt, Lee, 55	CA	29:09:30	1994		756	Royalty, Phil, 23	CA	29:31:36	1992	
698	Green, Stephanie, 35	CA	29:10:18	2004		757	Greco, Ken, 34	AZ	29:32:12	2001	
699	Thomas, Robert, 37	CA	29:10:35	1993		758	Curry, Garry, 39	CO	29:33:15	1993	
700	Petschar, Perry, 40	CA	29:10:42	1994		759	Humphrey, Ed,	CA	29:33:35	1987	
701	Ulloa, Bob, 45	CA	29:10:42	1994		760	Ruttenberg, Gary, 39	CA	29:33:35	1987	
702	Gassan, Larry, 36	CA	29:10:44	1991		761	Akiyama, Paul, 49	CA	29:33:42	1993	
703	Deaton, Lisa, 43	CA	29:10:46	1996		762	Buzik, Ivan, 55	CA	29:34:17	1999	
704	Surdyk, John,	IL	29:10:51	1987		763	Westergaard, Danny, 36	CA	29:35:17	1995	
705	Kelley, Rick, 47	AZ	29:11:00	1997		764	Cadwallader, Sharlene, 50	CA	29:35:19	1999	Buffalo
706	deSouza, Ferdinand, 36	UT	29:11:11	1989		765	Schmidt, Paul, 39	CA	29:35:25	1991	



Hiroe Sakurai, 1998 Sportsman of the Year



Fred Shufflebarger & Hal Winton, 1994



Louis Paciello, 2000

Rank	Name	Home	Time	Year	Award	Rank	Name	Home	Time	Year	Award
766	Stevenson, Jeff, 50	CA	29:35:45	1996		825	Lakey, Jason, 28	CA	29:54:30	2003	
767	Hayes, Richard, 50	CA	29:36:18	2001		826	McRae, Steve, 42	CA	29:54:42	1994	
768	Lawrence, Richard, 33	CA	29:36:42	1995		827	Tufts, Richard, 42	CA	29:55:00	1986	
769	Quinn, John, 35	CA	29:37:01	1996		828	Englemann, Eb, 51	OR	29:55:08	1993	
770	Bellante, Richard, 36	CA	29:37:17	1988		829	Schmidt, Lee, 53	CA	29:55:08	1992	
771	Ehman, Rose, 34	CA	29:37:26	1993		830	Tuller, Robert, 35	NY	29:55:36	1999	W4,LGR6
772	Sager, Marc, 43	CA	29:37:35	1996		831	Jensen, Karl, 51	CAN	29:55:52	2000	
773	Marcus, Daniel, 39	IL	29:38:24	2005		832	Sayers, Kevin, 41	MD	29:55:53	2000	
774	Jaques, Glen, 47	BC	29:38:25	1989		833	Radich, John, 41	CA	29:55:58	1996	
775	Coffee, Dennis, 38	CA	29:39:00	1986		834	Olson, Mark, 50	CA	29:56:01	1997	
776	Weiss, Austin, 30	CO	29:39:04	1993		835	Perez, Michael, 34	CA	29:56:01	1997	
777	Baehre, Susan, 42	VA	29:39:18	2001		836	Albert, Norm, 40	CA	29:56:36	1997	
778	Robison, Wendell, 44	WY	29:39:27	1996		837	Robinson, Eric, 29	CA	29:57:04	1997	
779	Urioste, Joanne, 44	NV	29:39:27	1996		838	Schmidt, Paul, 38	CA	29:57:35	1990	
780	Gilli, William, 32	AR	29:39:44	1989		839	Wright, Gary, 43	WA	29:57:37	1994	
781	Velasco, George, 41	CA	29:40:04	1994		840	Edmunds, Eric,	CA	29:57:49	1987	
782	Hayes, Richard, 48	CA	29:40:07	1999		841	Longwith, Jim, 52	CA	29:58:00	1998	
783	Carter, Mark, 25	AZ	29:40:27	1999		842	McMahon, Elaina, 35	CA	29:58:05	1992	
784	Royalty, Phil, 21	CA	29:40:42	1990		843	Gamble, Russ, 44	CA	29:58:08	1990	
785	Bachani, Bob, 48	AZ	29:41:06	2003		844	Diamond, Scott, 39	OR	29:59:04	2000	
786	Grobeson, Jay, 32	CA	29:41:06	1993		845	Cross, Fenton, 57	CA	29:59:06	2001	
787	Salinger, Andrew, 36	CA	29:41:06	2004		846	Klaich, Nick, 46	NV	29:59:24	1991	W4
788	Limb, Troy, 42	CA	29:41:18	2003		847	Tanimoto, Herb, 45	CA	29:59:34	1994	
789	Malinin, Mike, 33	CA	29:41:18	2001		30					
790	Johnson, Jeffrey, 24	UT	29:41:44	1994		848	Greer, John, 37	AZ	30:00:31	1996	
791	Michaud, Fernand, 53	NV	29:41:50	1996		849	O'Neal, Thomas, 42	CA	30:02:08	1987	
792	Joseph, Gene, 46	AZ	29:42:34	1998		850	Palmer, Mike, 44	CA	30:02:11	1997	
793	Albert, Norm, 31	CA	29:42:53	1988		851	Baker, Ernie, 49	CA	30:04:00	1986	
794	Dickey, Bill, 51	CA	29:43:03	1990		852	Szarfinski, Joan, 53	CA	30:04:00	1992	
795	Stern, Howie, 33	CA	29:43:12	2003		853	Canby, John, 22	CA	30:04:18	1996	
796	Willis, Scott, 27	CA	29:43:16	1989		854	Hall, Clark, 49	VA	30:04:30	1998	
797	Spencer, Douglas, 36	CA	29:43:52	1994		855	Burse, Allen, 40	CA	30:06:00	2005	
798	Radich, John, 32	CA	29:44:00	1986		856	Corbett, Catra, 35	CA	30:06:03	2000	
799	Sager, Marc, 41	CA	29:44:04	1994		857	Cooper, Rick, 41	MT	30:06:42	1999	
800	Madsen, Dixie, 54	CA	29:44:20	1991		858	Rutzen, Hartmut, 59	GER	30:06:45	2000	
801	Kajiwara, Eric, 57	CA	29:46:00	2004		859	Stephens, Mike, 45	CA	30:07:24	2003	
802	Stern, Howie, 31	CA	29:46:24	2001		860	Grunt, Cindie, 43	OR	30:07:53	1993	
803	Holmes, John, 55	FL	29:46:32	1997		861	Antholine, Bill, 28	AZ	30:08:20	1997	
804	Norman, Jay, 59	TX	29:46:32	1997		862	Conover, Lisa, 40	WI	30:09:56	1998	
805	Zatorski, Jerry, 42	CA	29:46:36	2005		863	Pettigrew, Jeff, 35	CA	30:09:56	1998	
806	Collier, Damon Roy, 30	CA	29:47:00	1996		864	Cohen, Herman, 53	CA	30:09:59	1992	
807	Spaeth, Laura, 28	CA	29:47:24	1990		865	Olson, Mark, 48	CA	30:10:10	1995	
808	Luschwitz, Brian, 38	ca	29:47:30	2005		866	Weingaertner, Roger, 50	CA	30:10:56	1997	
809	Ayres, Ed, 48	CT	29:48:32	1990		867	Ramaekers, Larry, 53	CA	30:12:18	2005	
810	Beach, Bob, 42	CA	29:49:00	1986		868	Ramirez, Rico, 49	CA	30:12:21	1993	
811	Lile, Jerry, 42	CA	29:49:06	2001		869	Winton, Hal, 61	CA	30:12:32	1992	W4, LGR5
812	Senelly, Richard, 46	HI	29:49:16	1990		870	Wright, Phil, 47	CA	30:13:33	1991	
813	James, Tom, 51	CA	29:49:56	1995		871	Curry, Garry, 36	CO	30:13:50	1990	
814	Williams, Glen, 28	CA	29:50:37	1989		872	Day, Conn, 31	CO	30:13:50	1990	
815	Perrodin, Jack, 61	CA	29:50:39	1990		873	Mitchell, Winston, 48	CA	30:14:46	1997	
816	Cantu, Ruben, 53	CA	29:50:55	1996		874	Gallagher, Tommy, 46	NV	30:15:00	2003	
817	Arnold, Hap, 52	CA	29:51:00	1986		875	Werth, Donald, 47	CO	30:15:48	1989	
818	Berry, Kathy, 41	CA	29:51:24	1991		876	Holm, Darrell, 38	CA	30:16:00	1999	
819	Leigh, Todd, 50	CA	29:51:25	1992		877	Richards-Dinger, Keith, 21	CA	30:16:12	2003	
820	Akiyama, Paul, 53	NV	29:51:26	1997		878	Schick, Karl, 32	CA	30:16:46	1989	
821	Wilde, Douglas, 39	CA	29:51:56	1992		879	Pitts, Frank, 62	CA	30:16:54	1993	
822	Weisshaar, Hans-Dieter, 60	GER	29:53:37	2000	W4,LGR6	880	Cunningham, Ron, 50	OR	30:17:08	1998	
823	Wright, Phil, 46	CA	29:54:19	1990		881	Bloom, Jerry, 50	CA	30:17:12	2003	
824	Patt, Steven, 55	CA	29:54:24	2004		882	Marshall, John, 53	CA	30:17:20	1990	



Barbara Elia, 1997



Garry Curry, 2004



Rafael Arcero, Shortcut Saddle, 2003

Rank	Name	Home	Time	Year	Award	Rank	Name	Home	Time	Year	Award
883	Gillespie, Richard, 50	CA	30:17:26	1996		942	Davidson, Anstr, 49	VA	30:39:00	1994	
884	Kahler, Mark, 37	CA	30:17:26	1996		943	Curry, Garry, 47	CO	30:39:06	2001	
885	Spykerman, John, 30	CA	30:17:41	1995		944	Trahern, Eugene, 36	WA	30:39:50	1999	
886	Huffman, Victoria, 37	CA	30:17:43	1990		945	Martin, Roland, 39	NE	30:40:11	1988	W4
887	Bloom, Jerry, 51	CA	30:18:30	2004		946	Inouye, Gary, 50	CA	30:40:12	2003	
888	Cross, Fenton, 54	CA	30:18:59	1998		947	Wu, Julie, 29	CA	30:40:12	2003	
889	Moore, Matthew, 43	CA	30:19:30	1999		948	McKinney, Mark, 32	CA	30:40:22	2000	
890	Fisher, Barry, 58	CA	30:20:06	2003		949	Spykerman, John, 35	CA	30:40:37	2000	
891	Hamilton, James, 54	CA	30:20:07	1997		950	Goetz, Kent, 34	CA	30:41:31	1994	
892	Fisher, Richard, 48	NV	30:20:17	1997		951	Magruder, Joe, 48	CA	30:42:06	1994	
893	Englemann, Ed, 51	OR	30:21:42	1993		952	Ingro, John, 57	CA	30:42:07	1991	
894	Dempster, Dan, 48	CA	30:22:45	1995		953	Coffee, Dennis, 39	CA	30:42:48	1987	
895	Robison, Wendell, 41	WY	30:23:50	1993		954	Hooper, Max, 43	AR	30:42:51	1989	
896	Phillips, Bud, 48	CA	30:24:19	1995		955	Cepeda, Lauren, 33	CA	30:42:58	1998	
897	Jensen, Stan, 42	CA	30:24:31	1995		956	Anderson, Jay, 44	CA	30:43:09	2000	
898	Michaud, Fernand, 57	NV	30:24:36	2000		957	Kogutek, Michael, 49	CA	30:43:47	1998	
899	Gallagher, Tom, 43	NV	30:24:37	2000		958	Saine, David, 47	CA	30:44:20	1996	
900	Pruitt, R. C., 42	CA	30:24:43	1994		959	Stafford, Frederick, 39	WA	30:44:20	1996	
901	Uher, Will, 53	CA	30:26:09	1999		960	Ankeney, Bobb, 50	CA	30:44:36	2003	
902	Hubbard, Gordon, 53	CA	30:26:53	1989		961	Dorgan, Jason, 38	WI	30:44:36	2004	
903	Palmer, Mike, 45	CA	30:27:09	1998		962	Harns, Bill, 49	CA	30:45:06	1995	
904	Rozic, Scott, 27	CA	30:27:22	2000		963	Remington, Dave, 54	CA	30:45:06	1995	
905	Madsen, Dixie, 53	CA	30:28:00	1990		964	Corbett, Catra, 40	CA	30:45:24	2005	Rhino
906	Maslanka, Bozena, 31	CA	30:28:01	1998		965	Irvin, Kristina, 46	CA	30:45:24	2004	
907	Liner-Jigamian, Saralie, 36	CA	30:28:26	1989		966	Pacheco, Jorge, 37	CA	30:45:24	2005	
908	Palmer, Judy, 32	CA	30:28:26	1989		967	Adjemian, Robert, 40	CA	30:45:51	1987	
909	deSouza, Ferdinand, 35	UT	30:28:45	1988		968	Dudney, Gary, 44	CA	30:45:57	1997	
910	Penland, Peter, 43	CA	30:28:50	1999		969	Volkenand, Rob, 58	OR	30:46:38	1989	W4
911	Wilkie, Jose, 36	KY	30:29:44	1999		970	Harvey, Steve, 46	CA	30:46:46	1990	
912	Dempster, Dan, 47	CA	30:30:08	1994		971	Cantu, Ruben, 54	CA	30:46:52	1997	
913	Dickey, Bill, 53	CA	30:30:21	1992		972	Welker, Max, 50	WA	30:47:28	1992	
914	Adjemian, Robert, 45	CA	30:30:45	1992		973	Dike, Roger, 63	AK	30:47:48	1990	
915	Curry, Garry, 46	CO	30:31:23	2000		974	Curry, Garry, 38	CO	30:48:01	1992	
916	Kelley, Rick, 50	AZ	30:31:23	2000		975	Simmons, Stephen, 22	WV	30:48:39	1998	
917	Chapman, Tom, 45	OR	30:31:36	2004		976	Fabian, Francisco, 54	CA	30:49:06	2005	
918	Carswell, Robert, 38	CDN	30:32:01	1994		977	Buck, Richard, 45	CA	30:49:23	1991	
919	Melvin, Debra, 45	CA	30:32:27	1999		978	Tavernini, Robert, 33	TX	30:49:39	2000	W4,LGR6
920	Kajiwara, Eric, 48	CA	30:32:32	1995		979	Tuller, Robert, 31	NY	30:50:36	1995	
921	Pitts, Frank, 61	CA	30:32:35	1992		980	Hubbard, Gordon, 48	CA	30:51:43	1987	
922	Allen, Lisa, 33	CO	30:32:49	1997		981	Spykerman, John, 32	CA	30:52:13	1997	
923	Freeman, Lee, 43	CA	30:33:00	1986		982	Teal, Steve, 38	CA	30:52:36	2003	
924	Sager, Marc, 39	CA	30:33:00	1992		983	Robbins, Brick, 32	CA	30:52:39	1991	JMT
925	Kaplan, Allan, 40	CA	30:33:27	1995		984	Greenberg, Marc, 39	WA	30:52:44	1990	
926	Falcone, Mark, 48	CA	30:33:30	2005		985	Preeper, Earl, 39	CAN	30:52:44	1996	
927	Ohara, Garrett, 39	CA	30:34:12	2005		986	Kozak, Jeff, 29	CA	30:52:45	2003	
928	Schuler, Richard, 36	NJ	30:34:16	1996		987	O'Grady, Kevin, 31	OH	30:52:50	1990	
929	Ramsey, William, 52	CA	30:35:00	2005	Eagle	988	Royalty, Phil, 31	NV	30:53:22	2000	
930	Potter, Tim, 46	MN	30:35:05	2000		989	Hamilton, James, 56	CA	30:53:29	1999	
931	Barry, Mary Kathleen, 40	CA	30:35:14	1999		990	Willis, Scott, 28	CA	30:53:57	1990	
932	Chamley, Mark, 42	CA	30:35:31	1995		991	Hubbard, Gordon, 49	CA	30:53:58	1988	
933	Odre, Jacqueline, 30	HI	30:35:35	1998		992	Liebeskind, John, 40	OR	30:54:12	2001	
934	Loyer, Robert, 51	CA	30:36:04	1989		993	Ward, Ken, 44	OR	30:54:12	2001	
935	Ulloa, Bob, 48	CA	30:36:26	1997		994	Heaton, Cynthia,	CA	30:54:13	1987	
936	Rouse, Mike, 45	CA	30:37:00	1998		995	Cole, Chris, 29	CA	30:54:39	1992	W4
937	Metz, John, 48	CA	30:37:30	1991		996	Hamilton, Kathy, 46	CA	30:54:46	1996	
938	Cohn, Alan, 42	CO	30:38:14	1997		997	Rowe, Tom, 44	MT	30:55:17	1992	
939	Willis, Scott, 30	CA	30:38:37	1992		998	Bartoo, Duke, 43	CA	30:55:19	1995	
940	Damas, Dave, 43	CA	30:38:41	1991		999	Sakurai, Hiroe, 33	JPN	30:56:06	1998	Ram's Head
941	Wilkie, Jose, 30	KY	30:38:57	1993		1000	Turon, Michael, 51	CA	30:56:24	1998	



Elena Sherman, 1998



Duke Bartoo: 1st buckle in 7 finishes, 1999



tbd

Rank	Name	Home	Time	Year	Award
1001	Madsen, Dixie, 56	CA	30:56:28	1993	
1002	Hamilton, Mike, 43	WA	30:57:11	1996	
1003	Schoeck, Matthias, 30	CA	30:58:10	2000	
1004	Israel, Sandy, 47	CA	30:58:35	1994	
1005	Ulloa, Bob, 50	CA	30:58:58	1999	
1006	Yates, Carl, 67	CA	30:59:08	1994	
1007	Risse, Joan, 47	CA	30:59:09	1996	
1008	Miller, Jim, 44	CA	30:59:55	1990	
31					
1009	Fisher, Richard, 47	NV	31:02:58	1996	
1010	Turon, Michael, 52	CA	31:03:00	1999	
1011	Nyce, Thomas, 41	AZ	31:03:39	2000	
1012	Sheedy, Tim, 51	CA	31:04:08	2000	
1013	Wade, Brooks, 51	AK	31:04:46	1996	
1014	Stevenson, Jeff, 49	CA	31:04:48	1995	
1015	Miller, Sandee, 44	CO	31:05:00	1997	
1016	Wright, Gary, 39	WA	31:05:01	1990	
1017	Kern, Leland, 39	MT	31:05:09	1996	
1018	Spykerman, John, 36	CA	31:05:24	2001	
1019	Spaulding, David, 36	HI	31:05:40	1990	
1020	Moses, Bob, 40	CA	31:06:00	1986	
1021	Adams, Richard, 51	CA	31:06:52	1994	
1022	Magill, Jim, 50	CA	31:07:03	1996	W4, LGR6
1023	Chamley, Mark, 39	CA	31:07:29	1992	
1024	Sullivan, Scott, 46	CA	31:07:36	2005	
1025	Harns, Bill, 45	CA	31:07:50	1991	
1026	Moses, Bob, 45	CA	31:07:50	1991	
1027	Kajiwara, Eric, 54	CA	31:08:18	2001	
1028	Barr, Robert, 48	CA	31:08:30	2003	
1029	Greener, Doug, 35	CA	31:08:50	1998	
1030	Kajiwara, Eric, 58	CA	31:09:00	2005	
1031	Stevenson, Jeff, 59	CA	31:09:24	2005	
1032	Hopkins, John, 47	CA	31:09:47	1992	
1033	Leigh, Todd, 49	CA	31:10:07	1991	
1034	Wright, Phil, 48	CA	31:11:03	1992	
1035	Gebbie, Bill, 46	CA	31:11:09	1989	
1036	Gleman, Michael, 48	FL	31:11:44	1996	
1037	Wright, Gary, 44	WA	31:11:57	1995	
1038	Thibeault, Suzi, 42	CA	31:12:28	1989	W4
1039	Pitts, Frank, 60	CA	31:12:30	1991	
1040	Gardner, Renne, 38	CA	31:13:17	1996	
1041	Hatta, Hiromi, 35	JPN	31:13:17	1996	Ram's Head
1042	Hatta, Katsuyuki, 32	JPN	31:13:17	1996	Ram's Head
1043	Sullivan, Scott, 40	CA	31:13:32	1999	
1044	Daniel, Conrad, 52	CA	31:14:05	2000	
1045	Parker, Scott, 37	AL	31:14:06	2001	
1046	Szekeresh, Bob, 46	CA	31:14:14	1993	
1047	Coffey, Marty, 41	CA	31:15:36	1991	
1048	Peyton, Lou, 45	AR	31:15:36	1989	W4
1049	DeVita, Victoria, 47	CA	31:16:01	2000	
1050	Stofko, Paul, 24	AZ	31:16:16	2000	
1051	Maslanka, Bozena, 32	CA	31:17:12	1999	
1052	Whiting, Floyd, 51	NV	31:17:13	1992	W4, LGR5
1053	Buck, Richard, 41	CA	31:17:21	1987	
1054	Magruder, Joe, 55	CA	31:17:24	2001	
1055	Curry, Garry, 44	CO	31:17:25	1998	
1056	Demoney, Ed, 42	VA	31:17:25	1987	
1057	Hubbard, Gordon, 52	CA	31:17:40	1991	
1058	Poupard, Thierry, 45	FRA	31:18:06	1999	

Rank	Name	Home	Time	Year	Award
1059	Harshburger, Dan, 44	CA	31:18:55	1991	
1060	Gilli, William, 38	AR	31:19:03	1995	
1061	Lyons, Shannon, 54	CA	31:20:20	1998	Buffalo
1062	Palmer, Mike, 47	CA	31:20:39	2000	
1063	Lawrence, Richard, 32	CA	31:21:28	1994	
1064	Lutz, Kevin, 46	CA	31:21:36	2003	
1065	Miller, Barbara, 46	CA	31:21:55	1991	W4
1066	Damas, Dave, 45	CA	31:22:00	1993	
1067	Cox, Bob, 47	NV	31:22:03	1989	
1068	Harmer, Burgess, 47	NV	31:22:03	1989	
1069	Emmons, David, 39	CA	31:22:11	1996	
1070	Hodde, Jason, 27	IN	31:22:19	1997	W4, LGR6
1071	Sullivan, Scott, 44	CA	31:22:24	2003	
1072	Miller, Barbara, 49	CA	31:23:15	1993	
1073	O'Grady, Janice, 47	CA	31:23:28	1996	
1074	Canales, Henry, 44	CA	31:23:31	1990	
1075	Pruitt, R. C., 38	CA	31:23:31	1990	
1076	Carlson, Jeanine, 46	MA	31:23:35	2000	
1077	Longwell, Robert, 57	CA	31:23:46	1996	
1078	Klein, Helen, 66	CA	31:24:02	1989	W4
1079	Durr, George, 45	CA	31:24:06	1991	
1080	Harris, Robert, 36	CA	31:24:12	2004	
1081	Ehlerman, Mike, 34	AZ	31:24:26	1999	
1082	Harns, Bill, 50	CA	31:24:48	1996	
1083	Magruder, Joe, 50	CA	31:24:48	1996	
1084	Anderson, Jay, 43	CA	31:24:50	1999	
1085	Simmons, Stephen, 21	WV	31:24:55	1997	
1086	Curry, Garry, 49	CO	31:25:06	2003	
1087	Speers, Brent, 45	CA	31:25:06	2003	
1088	Freeman, Lee, 46	CA	31:25:21	1989	
1089	Peters, Patrick, 51	CA	31:25:33	1996	
1090	Adjemian, Robert, 50	CA	31:26:03	1997	
1091	Hamilton, Mike, 41	WA	31:26:18	1994	
1092	Cohen, Howard, 43	CA	31:26:30	2001	
1093	Sullivan, Scott, 41	CA	31:26:49	2000	
1094	Comar, Louise Elaine, 47	CA	31:27:08	2000	
1095	Risse, Joan, 46	CA	31:27:20	1995	
1096	Albert, Norm, 42	CA	31:27:22	1999	
1097	Hume, Blakely, 22	CA	31:28:04	1996	
1098	Spencer, Douglas, 37	CA	31:28:04	1995	W4, LGR6
1099	Tincher, Jeffrey, 37	IN	31:28:12	1993	
1100	Purdy, Bruce, 36	MI	31:28:13	1993	
1101	Barnes, Rod, 43	CA	31:28:19	1991	
1102	Pierce, Philip, 53	MA	31:28:50	1994	
1103	Leatherwood, Todd, 32	TX	31:29:39	2000	
1104	Mejia, Vilma, 40	CA	31:30:05	1991	
1105	Adjemian, Robert, 52	CA	31:30:08	1999	
1106	Szekeresh, Bob, 50	CA	31:30:19	1997	
1107	Collier, Damon, 31	AR	31:30:20	1997	
1108	Palmer, Mike, 48	CA	31:30:24	2001	
1109	Chandonia, Charlie, 56	TX	31:30:34	1997	
1110	Meyer, Bert, 52	CT	31:30:59	1997	
1111	Gutierrez, Mona, 42	CA	31:31:06	2004	
1112	Bailey, Skip, 41	CA	31:31:08	1993	
1113	Palmer, Mike, 49	CA	31:31:12	2003	
1114	Stephens, Mike, 41	CA	31:31:23	1999	
1115	Sublett, Bill, 43	VA	31:31:24	2000	
1116	Collier, Damon, 35	CA	31:31:30	2001	
1117	Velasco, George, 45	CA	31:31:46	1998	



Michael Bur, Three Points, 2004



Eugene Trahern, 2005



Ronda Sundermeier (r) & pacer, 2004

Rank	Name	Home	Time	Year	Award	Rank	Name	Home	Time	Year	Award
1118	Dickey, Bill, 49	CA	31:31:55	1988		1177	Mack, Bill, 40	CA	31:45:41	1993	
1119	Pitts, Frank, 57	CA	31:32:00	1988		1178	Gallagher, Tom, 41	NV	31:45:50	1998	
1120	Hagen, Jeff, 45	CA	31:32:30	1992		1179	Pitts, Frank, 59	CA	31:45:56	1990	
1121	Riemer, Frederick, 45	UT	31:32:30	1992	W4	1180	Josephs, Robert, 42	CA	31:47:16	1997	
1122	Britt, Michael, 49	WA	31:32:52	2000		1181	Stephens, Mike, 43	CA	31:47:24	2001	
1123	Britt, Michael, 49	WA	31:32:52	2000		1182	Trahern, Eugene, 42	OR	31:47:36	2005	
1124	Sherman, Elena, 45	CA	31:33:50	1998		1183	Weiss, Xy, 44	CA	31:47:36	2005	
1125	Sherman, Elena, 45	CA	31:33:50	1998		1184	Matella, Bill, 39	CA	31:47:52	1987	
1126	Ulloa, Bob, 52	CA	31:34:24	2001		1185	Bramer, Julia, 36	CA	31:48:05	2000	
1127	Bartoo, Duke, 49	CA	31:34:30	2001		1186	Zychowski, Stan, 46	CA	31:48:07	1994	
1128	Velasco, George, 42	CA	31:34:42	1995		1187	Boyd, Marie, 47	CA	31:48:08	1995	
1129	Harris, David, 45	CA	31:34:44	1998		1188	Murdach, Charlie, 34	CA	31:48:30	2003	
1130	Speers, Brent, 47	CA	31:35:06	2005		1189	Curry, Garry, 51	CO	31:49:12	2005	
1131	Rossmann, Mitchell,	MN	31:35:41	1999		1190	Jones, David, 51	CA	31:49:17	1999	
1132	Kelly, Larry, 37	CA	31:35:46	1997		1191	Gamble, Russ, 41	CA	31:49:55	1991	
1133	Stevenson, Jeff, 51	CA	31:36:01	1997		1192	Radich, John, 49	CA	31:50:00	2003	
1134	Walczak, Paul, 43	VA	31:36:39	1999		1193	Holderman, Brad, 36	CA	31:50:02	1998	
1135	Strom, John, 49	NY	31:36:55	1989		1194	Leigh, Todd, 58	CA	31:50:04	2000	
1136	Gleman, Stuart, 49	FL	31:37:15	1994		1195	Spelt, Sarah, 41	CA	31:50:33	2000	
1137	Davis, Curtis B., 38	CA	31:37:30	2003		1196	Holloway, Gary, 35	ID	31:50:34	1997	W4
1138	Corbett, Catra, 36	CA	31:37:36	2001		1197	Miller, Gary, 60	CA	31:50:34	1997	
1139	Willis, Scott, 26	CA	31:38:07	1988		1198	Saine, David, 48	CA	31:50:34	1997	
1140	Crane, Adrian, 36	CA	31:38:24	1991		1199	Solis, Raymond, 41	CA	31:51:07	1997	
1141	Powers, Karen, 45	WY	31:38:48	1995		1200	Willis, Scott, 25	CA	31:52:07	1987	
1142	Hubbard, Gordon, 51	CA	31:38:57	1990		1201	Kaplan, Allan, 42	CA	31:52:12	1997	
1143	Zychowski, Stan, 52	CO	31:39:11	2000		1202	Collins, Dick, 58	CA	31:52:29	1991	
1144	Parker, Scott, 36	AZ	31:39:22	2000		1203	Waldsmith, Gary, 50	CA	31:52:29	1991	
1145	Sorensen, Lorraine, 53	CA	31:39:24	2003	Buffalo	1204	Greenberg, Marc, 36	WA	31:52:43	1987	
1146	Cammack, Terry, 43	CA	31:39:25	1989		1205	Van Hoorne, Rick,	CA	31:52:43	1987	
1147	Barry, Mary Kathleen, 40	CA	31:39:27	1998		1206	Melendy, Byron, 48	CA	31:53:04	1989	
1148	Jebian, Lee, 57	CA	31:39:39	1998		1207	Gallagher, Tom, 42	NV	31:53:15	1999	
1149	Miller, Albert, 35	OR	31:39:42	1989		1208	Voltaggio, Sam, 49	TX	31:53:25	2000	
1150	Nozaki, Alan, 35	HI	31:39:54	1990		1209	Kelley, Rick, 51	AZ	31:53:35	2001	
1151	Michaud, Fernand, 56	NV	31:40:18	1999		1210	Davidson, Robert, 34	AZ	31:53:41	1989	
1152	Cassidy, Kevin, 33	AUS	31:40:29	1993		1211	DiMarco, Paul, 45	TX	31:54:06	1999	
1153	Corbett-McNeely, Catra, 38	CA	31:40:30	2003		1212	Wright, Phil, 55	CA	31:54:10	1999	
1154	Roeh, Bill, 49	CA	31:40:34	1994		1213	Pitts, Frank, 66	CA	31:54:16	1997	
1155	Martin, Kyong, 49	CA	31:41:18	2004		1214	Newsome, Claudia, 40	CA	31:54:25	1990	
1156	Decker, Larry, 45	GA	31:41:24	1992		1215	Pitts, Frank, 68	CA	31:54:29	1999	
1157	Elia, Barbara Ann, 52	CA	31:41:29	1997	Buffalo	1216	Palocsay, Matt, 22	CA	31:54:34	1999	
1158	Dill, Thomas, 47	CA	31:41:41	1992		1217	Wood, Jeannie, 35	CA	31:56:00	1986	
1159	Kimball, Joey Ann, 22	CA	31:42:12	1999		1218	Maida, William, 37	CA	31:56:04	1988	
1160	Palmer, Mike, 45	CA	31:43:05	1999		1219	Brettler, Jeff, 44	CA	31:56:18	2005	
1161	Hayes, Terri, 47	NV	31:43:07	1990		1220	Reichert, Gerald, 41	ND	31:56:27	1995	
1162	Harvey, Steve, 49	CA	31:43:10	1993		1221	Elliott, Brian, 42	CA	31:57:12	1995	
1163	Burrous, Carrie, 26	CA	31:43:16	1995		1222	Harshburger, Dan, 43	CA	31:58:23	1990	
1164	Heroux, Jess,	CDN	31:43:54	1992		1223	Hartley, Booth, 45	CA	31:58:43	1987	
1165	Gebbie, Bill, 44	CA	31:44:06	1987		1224	Braun, Bill, 51	CA	31:59:02	1999	
1166	Garcia, Manuel G., 54	CA	31:44:12	2003		1225	Anella, Ben, 52	CA	31:59:16	1997	
1167	Hayes, Terri, 48	NV	31:44:25	1991		1226	Sundermeier, Ronda, 34	OR	31:59:36	2001	
1168	Spelt, Sarah, 45	CA	31:44:30	2004		1227	Mejia, Vilma, 44	CA	31:59:50	1995	
1169	Slater, Jack, 48	CA	31:44:58	1995	Eagle	32					
1170	Gallagher, Tommy, 47	NV	31:45:00	2004		1228	Wright, Gary, 47	WA	32:00:03	1998	
1171	Gibbon, Georgia, 36	CA	31:45:00	2005		1229	Kavanaugh, Matthew, 41	CA	32:00:15	1998	
1172	Greenberg, Marc, 40	WA	31:45:00	1991		1230	Costa, Nadia, 32	CA	32:00:24	2003	
1173	Matthias, Donald, 55	CA	31:45:05	1991		1231	Young, Wendy, 47	CA	32:00:24	2003	
1174	Gunderson, Jonathan, 27	CA	31:45:06	2005		1232	Eugster, John, 49	NV	32:00:59	1999	
1175	Stephens, Mike, 45	CA	31:45:12	2005		1233	Davidson, Larry, 42	NV	32:01:10	1989	
1176	DelaRosa, Michael, 44	CA	31:45:31	1991		1234	Zychowski, Stan, 48	WY	32:01:17	1996	



Lauren Cepeda, finish line 1998



Carlos Banderas, 1997, Buck



Joe Schlereth, 1994, Rhino

Rank	Name	Home	Time	Year	Award
1235	Hall, Larry, 49	IL	32:02:12	2003	
1236	Strom, John, 45	NY	32:02:13	1987	
1237	Liner-Jigamian, Saralie, 35	CA	32:02:24	1987	
1238	Williams, Glen, 26	CA	32:02:24	1987	
1239	Bratches, Dan, 35	ME	32:03:24	2003	
1240	Salmonson, PJ, 43	HI	32:03:53	1990	
1241	Zychowski, Stan, 43	CA	32:04:04	1991	
1242	Spencer, Caroline, 38	WI	32:04:15	2000	
1243	Wood, Mark, 44	WI	32:04:16	2000	
1244	Thomas, Tracy, 38	CA	32:04:45	1999	
1245	Penny, David, 32	CA	32:05:04	1995	
1246	Hannemann, Mori, 36	CA	32:05:12	2001	
1247	Cline, Marli, 32	CA	32:05:18	2001	
1248	Shattuck, Phil, 44	CA	32:06:02	1988	
1249	Sullivan, Scott, 39	CA	32:06:10	1998	
1250	Canales, Henry, 46	CA	32:06:16	1988	
1251	Foster, H.E., 46	CA	32:06:16	1988	
1252	Pitts, Frank, 63	CA	32:07:00	1994	
1253	Kellogg, Robert, 53	MN	32:07:09	1996	
1254	Leonard, Loren, 62	CA	32:07:09	1991	
1255	Maynard, Kathy, 44	CA	32:07:09	1991	
1256	Weight, Tom, 44	MN	32:07:09	1996	
1257	Schlett, Stefan, 38	GER	32:08:14	2000	
1258	Hume, Blakley, 21	CA	32:08:29	1995	
1259	Yates, Carl, 64	CA	32:08:30	1991	
1260	Kajiwara, Eric, 56	CA	32:08:36	2003	
1261	Hamilton, James, 53	CA	32:08:53	1996	
1262	Harns, Bill, 44	CA	32:09:14	1990	
1263	Mercer, Charlie, 33	CA	32:10:30	2003	
1264	Hubbard, Gordon, 47	CA	32:11:00	1986	
1265	King, Bob, 44	CA	32:11:00	1986	
1266	Nosco, Jack, 35	CA	32:11:09	1987	
1267	Tuller, Robert, 26	CA	32:11:55	1990	
1268	Davis III, Frederick, 52	OH	32:12:18	2000	
1269	Zychowski, Stan, 44	CA	32:12:35	1992	
1270	Turner, David, 30	CA	32:12:46	1991	
1271	Andrews, Bill, 46	CA	32:13:11	1998	W4,LGR6
1272	Vavrin, Michael, 24	CA	32:13:30	1997	
1273	Sullivan, Scott, 45	CA	32:14:24	2004	
1274	Kocher, Wayne, 62	NV	32:14:27	1999	
1275	Solis, Raymond, 38	CA	32:14:33	1994	
1276	Zicker, Gary, 45	NV	32:14:54	1996	
1277	Baird, Robert, 44	CA	32:15:00	2005	
1278	Eckenwiler, Terry, 36	CA	32:15:11	1994	
1279	Klassen, Randy, 48	CA	32:15:24	2001	
1280	Emmons, David, 37	CA	32:15:31	1994	
1281	Greenberg, Marc, 45	WA	32:15:37	1996	
1282	Harry, Thomas, 49	CA	32:16:00	2004	
1283	Norton, Bob, 53	CA	32:16:11	1991	
1284	Kajiwara, Eric, 52	CA	32:16:31	1999	
1285	Miller, Rick, 44	CA	32:16:31	1999	
1286	Hall, Patricia, 41	VA	32:17:02	1998	
1287	Mann, Larry, 37	CA	32:17:06	2001	
1288	McRae, Steve, 47	CA	32:17:20	1998	
1289	Zagnoli, Lora, 38	CA	32:18:23	2000	
1290	Wright, Gary, 41	WA	32:18:35	1992	
1291	Zirbel, Glen, 59	CA	32:18:44	1990	LGR5
1292	Wieneke, Mark, 54	CA	32:19:18	2005	
1293	Kumeda, Andy, 37	CA	32:19:24	2005	

Rank	Name	Home	Time	Year	Award
1294	Richardson, Norman, 50	MA	32:19:24	2005	
1295	Louis Goren, Peter, 18	CA	32:19:24	2001	
1296	Schmidt, Lee, 52	CA	32:19:43	1991	
1297	Weight, Tom, 48	MN	32:20:13	2000	
1298	Bello, Lou, 37	MN	32:20:14	2000	
1299	Leonard, Loren, 61	CA	32:20:26	1990	
1300	Lewis, Milo, 39	CA	32:20:33	1991	
1301	Cassell, Steve, 40	NV	32:20:59	1989	
1302	Young, J. R., 44	CA	32:21:00	2003	
1303	Haraway, Chuck, 44	CO	32:21:17	1992	
1304	Kaplan, Allan, 41	CA	32:21:18	1996	
1305	Marineo, Bertha, 52	CA	32:21:31	1998	W4
1306	Bramer, Julia, 35	CA	32:22:02	1999	
1307	Murphy, Thomas, 24	CA	32:22:06	1994	
1308	Decker, Larry, 44	GA	32:22:52	1991	
1309	Kelley, Rick, 48	AZ	32:22:56	1998	
1310	Frenzel, Hartmut, 37	CA	32:23:18	2005	
1311	Marshall, John, 52	CA	32:23:28	1989	
1312	Bur, Michael, 35	MD	32:23:30	2000	
1313	Davidson, Anstr, 51	VA	32:24:03	1996	
1314	Adjemian, Robert, 47	CA	32:24:04	1994	
1315	Choy, Clement, 52	CA	32:24:15	1999	
1316	Lovell, Daniel, 34	CA	32:24:37	2000	
1317	Mann, Larry, 36	CA	32:24:38	2000	
1318	Gruenewald, Ray, 41	WA	32:25:36	2001	
1319	Smit, Margaret, 34	MT	32:25:50	1989	
1320	DeVita, Vicki, 50	CA	32:26:06	2003	
1321	Sheehy, Joe, 52	CA	32:26:11	2000	
1322	Gallagher, Tommy, 48	NV	32:26:16	2005	
1323	Shura, Nancy, 51	CA	32:26:30	2001	
1324	Bellante, Richard, 42	CA	32:26:47	1994	Buffalo
1325	Pentasuglio, Mary Lou, 41	CA	32:26:52	1995	
1326	Karwasky, Robert, 31	CA	32:27:00	1986	
1327	Hartley, Booth, 46	CA	32:27:32	1988	
1328	Wright, Gary, 46	WA	32:27:34	1997	
1329	O'Neal, Thomas, 41	CA	32:27:45	1986	
1330	Shaka, A. J., 40	CA	32:27:49	1998	
1331	Shaka, Barry, 36	CA	32:27:49	1998	
1332	Arasim, Ed, 54	CA	32:28:00	1994	
1333	Schmidt, Paul, 42	CA	32:28:00	1994	
1334	Harns, Bill, 54	CA	32:28:03	2000	
1335	Lewis, Milo, 35	CA	32:28:08	1988	
1336	Kobus, Karlheinz, 37	GR	32:28:18	2003	
1337	Ingro, John, 55	CA	32:28:51	1989	
1338	Meyer, Bert, 49	CT	32:29:53	1994	
1339	Sheedy, Tim, 54	CA	32:30:06	2003	
1340	Harns, Bill, 53	CA	32:30:29	1999	
1341	Sorensen, Stuart, 56	CA	32:30:30	2001	
1342	Minter, Greg, 38	CA	32:31:39	1999	
1343	Pollard, Fred, 65	CA	32:32:06	2004	
1344	Farar-Griener, Shannon, 44	CA	32:33:06	2005	
1345	Weisshaar, Hans-Dieter, 65	GER	32:33:06	2005	
1346	Jones, Vanessa, 42	CA	32:33:24	2004	
1347	Hamilton, Kathy, 43	CA	32:33:53	1993	
1348	Schmidt, Lee, 54	CA	32:33:54	1993	
1349	Florio, Joe, 40	CA	32:34:09	2000	
1350	Andrulis, Robert, 37	AZ	32:34:18	2005	
1351	Sena, Leroy, 43	CA	32:34:16	1997	
1352	Franko, Joseph, 50	CA	32:34:18	2005	



Joanne Urioste, 1995 Rhino Award



Frank Pitts & Hal Winton, 1999

Rank	Name	Home	Time	Year	Award	Rank	Name	Home	Time	Year	Award
1353	Washburn, Jeff, 49	MA	32:34:18	1999		1379	Dockstader, Damon, 23	TX	32:42:35	1991	
1354	Madsen, Dixie, 58	CA	32:34:21	1995	LGR6	1380	Ngo, Dong, 51	FL	32:42:43	1989	
1355	Harns, Bill, 52	CA	32:34:23	1998		1381	Robison, Wendell, 45	WY	32:42:55	1997	
1356	Jankowski, Tony, 44	CA	32:34:31	1997		1382	Ingalls, Jim, 47	IN	32:43:29	1992	W4, Eagle
1357	Murphy, Bonnelle, 49	CA	32:34:51	1997		1383	Curry, Garry, 34	CA	32:43:35	1988	W4, LGR5
1358	Harris, David, 44	CA	32:35:00	1997		1384	Day, Conn Allen, 29	IN	32:43:35	1988	
1359	Rhodes, John, 55	NV	32:35:06	2003		1385	Zimmerman, Ross, 39	AZ	32:44:42	1992	
1360	Rhodes, Terry, 47	NV	32:35:06	2003		1386	Lund, Kurt, 40	CA	32:45:00	1991	
1361	Zicker, Gary, 40	NV	32:35:12	1991		1387	Barrett, Wes, 55	CA	32:45:12	1991	
1362	Essick, Tracie, 34	CA	32:35:49	1995		1388	Hubbard, Kenneth, 56	VA	32:45:18	2003	
1363	Wright, Gary, 49	WA	32:36:43	2000		1389	Pospichal, Joe, 37	CA	32:45:27	2000	
1364	Holmes, Fred, 60	TX	32:36:46	1997		1390	Poeppel, Brian, 44	MN	32:45:49	1999	
1365	Mathieson, Joanie, 45	CA	32:36:50	1991		1391	Draxler, Leon, 57	WA	32:45:54	1999	
1366	Su, Jeffery, 41	CA	32:37:18	2004		1392	Velasco, George, 40	CA	32:46:10	1993	LGR6
1367	Adjemian, Robert, 57	CA	32:37:24	2004		1393	Bur, Michael, 38	MD	32:50:18	2003	
1368	Squires, John, 41	CA	32:38:44	1987		1394	Warner, Roy, 31	CA	32:50:30	1990	LGR6
1369	Hale, Robin, 40	CA	32:39:14	1992		1395	Velasco, George, 44	CA	32:50:40	1997	
1370	Villeneuve, Raymond, 39	CDN	32:39:16	1993		1396	Kieffer, Dimitri, 33	WA	32:50:44	1999	
1371	Campbell, Mike, 40	CA	32:39:40	1994		1397	Coats, Dale, 61	CA	32:51:00	1999	
1372	Franko, Joseph, 42	CA	32:40:23	1988		1398	Mikesell, Jeff, 38	AZ	32:51:49	1999	
1373	Clark, Suzi, 41	CA	32:40:56	1988		1399	Ryne, Mark, 50	CA	32:52:18	2004	
1374	Palmer, Mike, 42	CA	32:41:30	1995		1400	Velasco, George, 46	CA	32:52:22	1999	
1375	Matella, Bill, 41	CA	32:41:47	1989		1401	Hubbard, Gordon, 53	CA	32:52:33	1992	
1376	Kaplan, Allan, 37	CA	32:41:48	1992		1402	Wright, Gary, 37	WA	32:52:46	1988	
1377	Velasco, George, 47	CA	32:42:03	2000		1403	McGrath, Maureen, 30	CA	32:53:18	1992	
1378	Farinella, Tony, 50	CA	32:42:16	1991							



Robert Baird (L) on his way to his first AC100 finish, along with Jeff Brettlar.



Catra Corbett & Xy Weiss, 2005

9. Finisher Index



Jana Gustman and Jennifer Johnston, 2001



Mike Dimkich, 2001



Sharlene Cadwallader, 1999

A			
Adams, David, 41	WY	23:45:10	1993
Adams, Richard, 51	CA	31:06:52	1994
Adams, Richard, 52	CA	28:41:57	1995
Adjemian, Robert, 40	CA	30:45:51	1987
Adjemian, Robert, 45	CA	30:30:45	1992
Adjemian, Robert, 46	CA	28:49:28	1993
Adjemian, Robert, 47	CA	32:24:04	1994
Adjemian, Robert, 50	CA	31:26:03	1997
Adjemian, Robert, 52	CA	31:30:08	1999
Adjemian, Robert, 57	CA	32:37:24	2004
Akiyama, Paul, 49	CA	29:33:42	1993
Akiyama, Paul, 50	NV	29:15:43	1994 W4
Akiyama, Paul, 51	NV	28:10:56	1995
Akiyama, Paul, 53	NV	29:51:26	1997
Albert, Norm, 31	CA	29:42:53	1988
Albert, Norm, 40	CA	29:56:36	1997
Albert, Norm, 42	CA	31:27:22	1999
Allen, Lisa, 33	CO	30:32:49	1997
Allison, Walter, 35	CA	23:38:34	1990
Anderson, Jay, 43	CA	31:24:50	1999
Anderson, Jay, 44	CA	30:43:09	2000
Anderson, Jay, 48	CA	26:42:12	2004
Anderson, Maggie, 43	NZ	28:23:27	1995
Andress, Michael, 43	CA	28:59:56	1989
Andrews, Bill, 46	CA	32:13:11	1998 W4,LGR6
Andrieux, Marc, 45	FRA	28:00:30	2001
Anella, Ben, 52	CA	31:59:16	1997
Andrulis, Robert, 37	AZ	32:34:18	2005
Ankeney, Bobb, 50	CA	30:44:36	2003
Antholine, Bill, 28	AZ	30:08:20	1997
Apt, Kirk, 33	CO	22:55:34	1995
Arasim, Ed, 54	CA	32:28:00	1994
Arceo, Rafael, 31	CA	27:40:37	1999
Arceo, Rafael, 33	CA	26:24:30	2001
Arceo, Rafael, 35	CA	24:37:18	2003
Arceo, Rafael, 37	CA	29:00:06	2005
Arndt, Jeff, 46	AK	29:06:33	1999
Arndt, Jeff, 47	AK	25:34:51	2000
Arndt, Jeff, 48	AK	25:06:30	2001
Arndt, Jeff, 51	AK	25:20:24	2004
Arnold, Hap, 52	CA	29:51:00	1986
Askev, Deborah, 41	CA	26:09:15	1999 Rhino
Atlas, Dave, 33	MT	21:56:13	1992
Ayres, Ed, 48	CT	29:48:32	1990
B			
Bachani, Bob, 48	AZ	29:41:06	2003
Baehre, Susan, 42	VA	29:39:18	2001
Bahr, Tracy, 31	OR	25:41:12	2003 Cougar
Bahr, Tracy, 32	OR	26:20:30	2005 Cougar
Bailey, Skip, 41	CA	31:31:08	1993
Baird, Robert, 44	CA	32:15:00	2005
Baker, Ernie, 49	CA	30:04:00	1986
Balch, Vincent, 41	CA	24:42:02	1997
Ball, Tim, 32	CA	26:02:04	1991
Balsley, David, 42	NY	22:22:35	1989
Banderas, Carlos, 43	CA	22:59:25	1994
Banderas, Carlos, 45	CA	23:06:42	1995
Banderas, Carlos, 47	CA	22:45:05	1997 Buck-8pt
Banderas, Carlos, 48	CA	21:53:52	1998
Banderas, Carlos, 50	CA	22:05:48	2000 Buck-8pt
Bandur, John, 48	WA	24:04:00	1986
Bandur, John, 51	WA	26:03:20	1989

Barger, Dan, 21	CA	27:59:00	1986
Barger, Dan, 23	CA	23:07:31	1988
Barger, Dan, 25	CA	21:35:20	1990
Barger, Dan, 29	CA	25:06:08	1994
Barker, Leland, 39	UT	20:30:26	1997
Barnes, Rod, 43	CA	31:28:19	1991
Barr, Robert, 48	CA	31:08:30	2003
Barrett, Wes, 55	CA	32:45:12	1991
Barry, Mary Kathleen, 40	CA	31:39:27	1998
Barry, Mary Kathleen, 40	CA	30:35:14	1999
Bartoo, Duke, 43	CA	30:55:19	1995
Bartoo, Duke, 44	CA	28:48:26	1996
Bartoo, Duke, 45	CA	26:43:41	1997
Bartoo, Duke, 46	CA	29:14:06	1998
Bartoo, Duke, 47	CA	23:34:02	1999
Bartoo, Duke, 48	CA	27:07:06	2000
Bartoo, Duke, 49	CA	31:34:30	2001
Bassett, Nick, 50	WY	24:56:49	1995 Buffalo
Bassett, Nick, 52	WY	26:23:10	1997
Beach, Bob, 42	CA	29:49:00	1986
Beaulieu, Moe, 46	CA	26:40:46	1990
Beech, George, 41	CO	24:50:02	1991
Bell, Ray, 44	FL	23:27:27	1988 W4
Bellante, Richard, 36	CA	29:37:17	1988
Bellante, Richard, 42	CA	32:26:47	1994
Bello, Lou, 37	MN	32:20:14	2000
Bender, Jeff, 31	CA	28:48:35	1993
Bender, Jeff, 32	CA	28:23:22	1994
Bermudez, Ofelia, 40	CA	27:21:27	1996
Berry, Kathy, 41	CA	29:51:24	1991
Betts, Kellen, 22	CA	24:28:06	2004
Bien, Rod, 31	OR	27:13:18	2003
Blinn, Jerry, 42	CA	26:43:27	1989
Bloom, Jerry, 50	CA	30:17:12	2003
Bloom, Jerry, 51	CA	30:18:30	2004
Boggenhuber, Alfred, 48	CA	22:31:05	1988
Boggenhuber, Edith, 46	CA	25:23:37	1990
Boggenhuber, Edith, 47	CA	24:31:04	1991
Boggenhuber, Edith, 48	CA	28:24:05	1992
Boggess, Edward, 39	CO	24:59:58	1997
Boggess, Edward, 41	CO	26:21:52	1999 LGR6
Bonnett-Castillo, Paul, 38	AZ	27:24:48	1999
Boyd, Marie, 47	CA	31:48:08	1995
Boyd, Marie, 49	CA	32:54:39	1997
Brainard, Dick, 44	MA	21:56:06	1989
Bramer, Julia, 35	CA	32:22:02	1999
Bramer, Julia, 36	CA	31:48:05	2000
Brana, Suzanne, 40	CA	27:04:20	1998 Cougar
Brana, Suzanne, 41	CA	23:08:47	1999 Cougar
Bratches, Brian, 35	ME	32:03:24	2003
Braun, Bill, 51	CA	31:59:02	1999
Braun, Paul, 34	CA	27:13:45	1996
Brenden, Dan, 54	AZ	27:02:12	2005 LGR6
Brettler, Jeff, 44	CA	31:56:18	2005
Britcliffe, Kathy, 33	CA	26:30:55	1988 G/S Buckle
Britcliffe, Kathy, 34	CA	22:36:57	1989
Britt, Michael, 49	WA	31:32:52	2000
Britt, Michael, 49	WA	31:32:52	2000
Buck, Richard, 41	CA	31:17:21	1987
Buck, Richard, 42	CA	28:33:43	1988
Buck, Richard, 43	CA	27:22:25	1989
Buck, Richard, 45	CA	30:49:23	1991
Bunton, Stacey, 40	OR	27:17:06	2003 Rhino

Bur, Michael, 35	MD	32:23:30	2000
Bur, Michael, 38	MD	32:50:18	2003 LGR6
Burrous, Carrie, 26	CA	31:43:16	1995
Burse, Allen, 40	CA	30:06:00	2005
Buzik, Ivan, 55	CA	29:34:17	1999
Buzik, Ivan, 56	CA	27:16:47	2000
Byrne, Rob, 43	CA	26:54:06	2001
C			
Cadwallader, Sharlene, 50	CA	29:35:19	1999 Buffalo
Caldwell, Donald, 45	CA	22:27:50	1989
Calvert, Maria, 38	CA	29:04:27	1998
Calvert, Randy, 44	NV	26:58:38	1997
Cammack, Terry, 43	CA	31:39:25	1989
Cammack, Terry, 45	CA	29:30:16	1991
Campbell, Michael, 54	VA	27:35:24	2004
Campbell, Mike, 40	CA	32:39:40	1994
Canales, Henry, 44	CA	31:23:31	1990
Canales, Henry, 46	CA	32:06:16	1998
Canby, John, 22	CA	30:04:18	1996
Cantu, Ruben, 53	CA	29:50:55	1996
Cantu, Ruben, 54	CA	30:46:52	1997
Capewell, Dale, 31	CA	21:04:30	1994
Capron, David, 51	CA	29:14:03	1996
Capron, David, 52	CA	26:56:13	1997
Capron, David, 53	CA	25:33:47	1998
Carlson, Bill, 32	CA	23:12:17	1992
Carlson, Jeanine, 46	MA	31:23:35	2000
Carr, Derrick, 38	VA	24:34:34	1999
Carr, Derrick, 39	VA	22:11:14	2000 Buck-10pt
Carswell, Robert, 38	CDN	30:32:01	1994
Carter, Mark, 25	AZ	29:40:27	1999
Cassell, Steve, 40	NV	32:20:59	1989
Cassidy, Kevin, 33	AUS	31:40:29	1993
Castano, Larry, 37	CA	26:46:52	1990
Castano, Larry, 38	CA	27:23:38	1991
Casteran, Rene, 42	OR	26:03:20	1989 W4
Cave, John, 31	CA	23:47:30	1991
Cave, John, 32	WA	22:51:55	1992
Cepeda, Caesar, 37	CA	23:39:41	2000
Cepeda, Lauren, 33	CA	30:42:58	1998
Cepoi, David, 27	CA	27:12:18	1992
Cervantes, Martimiano, 46	CA	21:36:59	1998 Buck-8pt
Chamley, Mark, 39	CA	31:07:29	1992
Chamley, Mark, 42	CA	30:35:31	1995
Chandonia, Charlie, 56	TX	31:30:34	1997
Chapman, Tom, 45	OR	30:31:36	2004
Cheese, Tom, 31	CA	22:12:56	1990
Chiasson, Hal, 55	CA	28:17:00	1998
Chiasson, Hal, 57	CA	28:19:00	2000
Chiasson, Hal, 58	CA	27:16:12	2001
Chiasson, Hal, 60	CA	28:38:30	2003
Chiasson, Hal, 61	CA	28:06:18	2004
Choy, Clement, 52	CA	32:24:15	1999
Christensen, Chris, 35	CA	23:07:48	1992
Christopherson, Wayne, 41	MI	27:28:13	1989
Clapper, Joe, 38	VA	27:34:28	1997
Clark, Suzi, 41	CA	32:40:56	1988
Cline, Mari, 32	CA	32:05:18	2001
Coats, Dale, 59	CA	32:54:21	1997
Coats, Dale, 61	CA	32:51:00	1999
Coffee, Dennis, 38	CA	29:39:00	1986
Coffee, Dennis, 39	CA	30:42:48	1987
Coffey, Marty, 41	CA	31:15:36	1991



Dean Karnazes, 2003



Joe Magruder, 2001



Mona Gutierrez, 2003

Cohen, Herman, 53	CA	30:09:59	1992
Cohen, Howard, 42	CA	28:31:02	2000
Cohen, Howard, 43	CA	31:26:30	2001
Cohn, Alan, 42	CO	30:38:14	1997
Cole, Chris, 23	CA	23:17:00	1986
Cole, Chris, 27	CA	27:54:57	1990
Cole, Chris, 29	CA	30:54:39	1992 W4
Collier, Damon, 31	AR	31:30:20	1997
Collier, Damon, 35	CA	31:31:30	2001
Collier, Damon, 37	CA	28:26:12	2005
Collier, Damon Roy, 30	CA	29:47:00	1996
Collins, Dick, 56	CA	28:21:18	1989
Collins, Dick, 57	CA	28:24:34	1990 W4
Collins, Dick, 58	CA	31:52:29	1991
Comar, Louise Elaine, 47	CA	31:27:08	2000
Condron, Barry, 29	CA	28:27:47	1992
Condron, Barry, 30	CA	25:23:42	1993
Condron, Barry, 30	CA	23:44:35	1994
Conover, Lisa, 40	WI	30:09:56	1998
Conover, Lisa, 43	WI	28:20:12	2001
Conover, Lisa, 46	WI	29:21:00	2004
Cooper, Rick, 41	MT	30:06:42	1999
Corbett, Catra, 35	CA	30:06:03	2000
Corbett, Catra, 36	CA	31:37:36	2001
Corbett, Catra, 40	CA	30:45:24	2005 Rhino
Corbett-McNeely, Catra, 38	CA	31:40:30	2003
Corcoran, Devin, 34	CA	27:09:36	2001
Corcoran, Devin, 48	CA	23:53:06	2005 8pt Buck
Cornell, Gill, 42	CA	27:32:42	1992
Cosmas, Mark, 38	AZ	25:56:30	2005
Costa, Nadia, 32	CA	32:00:24	2003
Coudurier, Bernard, 43	CA	26:16:33	1995
Coudurier, Bernard, 44	CA	23:45:47	1996
Coudurier, Bernard, 45	CA	25:10:38	1997
Cowdrey, Bob, 50	CA	28:04:42	1994
Cox, Bob, 47	NV	31:22:03	1989
Crane, Adrian, 36	CA	31:38:24	1991
Crawford, Terry, 42	CA	25:57:25	1990
Crites, Kent, 37	CA	23:22:58	1988
Crites, Kent, 43	CA	26:31:13	1994
Cross, Fenton, 53	CA	28:49:41	1997
Cross, Fenton, 54	CA	30:18:59	1998
Cross, Fenton, 56	CA	29:19:27	2000
Cross, Fenton, 57	CA	29:59:06	2001
Cross, Fenton, 59	CA	29:01:06	2003
Cunningham, Ron, 50	OR	30:17:08	1998
Curry, Garry, 32	CA	27:59:00	1986
Curry, Garry, 33	CA	23:55:25	1987
Curry, Garry, 34	CA	32:43:35	1988
Curry, Garry, 35	CA	26:25:20	1989
Curry, Garry, 36	CO	30:13:50	1990
Curry, Garry, 37	CO	28:05:05	1991
Curry, Garry, 38	CO	30:48:01	1992
Curry, Garry, 39	CO	29:33:15	1993
Curry, Garry, 40	CO	27:04:34	1994
Curry, Garry, 41	CO	28:51:47	1995 Eagle
Curry, Garry, 42	CO	26:14:50	1996
Curry, Garry, 43	CO	28:52:12	1997
Curry, Garry, 44	CO	31:17:25	1998
Curry, Garry, 45	CO	29:03:19	1999
Curry, Garry, 46	CO	30:31:23	2000
Curry, Garry, 47	CO	30:39:06	2001
Curry, Garry, 49	CO	31:25:06	2003

Curry, Garry, 50	CO	29:09:24	2004
Curry, Garry, 51	CO	31:49:12	2005
D			
Daly, David, 40	CA	26:08:30	2001
Damas, Dave, 43	CA	30:38:41	1991
Damas, Dave, 45	CA	31:22:00	1993
Daniel, Conrad, 52	CA	31:14:05	2000
Davidson, Anstr, 49	VA	30:39:00	1994
Davidson, Anstr, 51	VA	32:24:03	1996
Davidson, Larry, 42	NV	32:01:10	1989
Davidson, Robert, 34	AZ	31:53:41	1989
Davis, Curtis B., 38	CA	31:37:30	2003
Davis, Lance, 33	CA	22:03:10	1993
Davis III, Frederick, 52	OH	32:12:18	2000
Day, Conn, 31	CO	30:13:50	1990
Day, Conn Allen, 29	IN	32:43:35	1988
Deaton, Lisa, 43	CA	29:10:46	1996
Decker, Larry, 44	GA	32:22:52	1991
Decker, Larry, 45	GA	31:41:24	1992
DelaRosa, Michael, 44	CA	31:45:31	1991
Demazure, Eric, 44	FRA	28:26:24	2004 SY
Demoney, Ed, 42	VA	31:17:25	1987
Demorest, John, 38	CA	22:31:54	1989
Demorest, John, 42	CA	23:47:32	1993
Dempster, Dan, 47	CA	30:30:08	1994
Dempster, Dan, 48	CA	30:22:45	1995
deSouza, Ferdinand, 35	UT	30:28:45	1988
deSouza, Ferdinand, 36	UT	29:11:11	1989
Develice, Robert, 45	AK	29:06:33	1999
DeVelice, Robert, 46	AK	27:01:55	2000
DeVita, Vicki, 38	CA	23:46:56	1991 G/S Buckle
DeVita, Vicki, 50	CA	32:26:06	2003
DeVita, Victoria, 47	CA	31:16:01	2000
Diamond, Scott, 39	OR	29:59:04	2000
Diaz, Carlos, 45	CA	28:25:36	2001
Dickey, Bill, 49	CA	31:31:55	1988
Dickey, Bill, 51	CA	29:43:03	1990
Dickey, Bill, 53	CA	30:40:21	1992
Dike, Roger, 63	AK	30:47:48	1990
Dill, Thomas, 47	CA	31:41:41	1992
DiMarco, Paul, 45	TX	31:54:06	1999
Dimkich, Michael, 33	CA	27:42:12	2001
Dimmick, Fred, 38	NY	29:19:19	1995
Dimmick, Fred, 39	NY	28:25:23	1996
Dinger, Eric, 30	AZ	28:18:18	2004
Dobberteen, Dean, 24	CA	27:00:47	1999
Dockstader, Damon, 23	TX	32:42:35	1991
Doman, Wendell, 44	CA	28:06:06	2003
Donoff, Mick, 52	CD	28:48:56	1996
Dorgan, Jason, 38	WI	30:44:36	2004
Draxler, Leon, 57	WA	32:45:54	1999 LGR6
Dudney, Gary, 44	CA	30:45:57	1997
Duplessis, Janine, 45	WA	28:55:16	1999 LGR6
Durr, George, 45	CA	31:24:06	1991
Dutfield, Stewart, 36	WA	23:51:42	1991
E			
Earnest, Frank, 53	CA	27:34:36	2004 LGR6, W4
Eastman, Diane, 45	CA	28:31:04	1987
Eckenwiler, Terry, 36	CA	32:15:11	1984
Edmunds, Eric, 48	CA	29:57:49	1997
Ehlerman, Mike, 34	AZ	31:24:26	1999
Enhan, Rose, 34	CA	29:37:26	1993
Ehrhard, Ron, 28	CA	21:47:14	1998

Eidenschink, Chuck, 36	OR	27:27:45	1989
Elam, Linda, 45	CA	26:04:16	1991 W4
Elia, Barbara Ann, 50	CA	29:06:14	1995 Buffalo
Elia, Barbara Ann, 52	CA	31:41:29	1997 Buffalo
Elliott, Brian, 42	CA	31:57:12	1995
Emmons, David, 37	CA	32:15:31	1994
Emmons, David, 39	CA	31:22:11	1996
Englemann, Eb, 51	OR	29:55:08	1993
Englemann, Ed, 51	OR	30:21:42	1993
Escobar, Luis, 34	CA	27:06:29	1997
Essick, Tracie, 34	CA	32:35:49	1995
Eugster, John, 49	NV	32:00:59	1999
F			
Fabian, Francisco, 48	CA	26:28:38	1999
Fabian, Francisco, 49	CA	26:45:27	2000
Fabian, Francisco, 50	CA	23:55:24	2001
Fabian, Francisco, 54	CA	30:49:06	2005
Falcone, Mark, 48	CA	30:33:30	2005
Fambrough, Larry, 52	CA	28:38:52	1997
Farar-Grieffe, Shannon, 44	CA	32:33:06	2005
Farinella, Tony, 50	CA	32:42:16	1991
Farley, Kenneth, 40	CA	27:20:12	2005
Feldman, Alex, 40	ID	23:28:07	1997
Fingar, Julie, 30	CA	24:53:24	2005 Ram
Finkbeiner, Bill, 36	CA	21:18:28	1992 W4
Finkel, Diana, 31	CO	24:39:06	2003 Ram
Fiorito, Mike, 29	NC	23:48:35	1996
Fisher, Barry, 58	CA	30:20:06	2003
Fisher, Richard, 47	NV	31:02:58	1996
Fisher, Richard, 48	NV	30:20:17	1997
Fitzwater, Loren, 40	CA	28:09:40	1995
Flores, Gabriel, 28	CA	26:33:38	1994
Flores, Gabriel, 29	CA	19:30:36	1995
Flores, Gabriel, 32	CA	22:53:59	1998
Flores, Mario, 40	CA	28:52:12	1990
Flores, Mario, 41	CA	28:49:01	1991
Florio, Joe, 40	CA	32:34:09	2000
Flynt, David, 38	CA	24:40:48	1993
Flynt, David, 38	CA	22:39:30	1994
Flynt, David, 39	CA	22:08:17	1995
Foster, H.E., 46	CA	32:06:16	1988
Franiak, Joe, 30	CA	23:18:49	1991
Franko, Joseph, 42	CA	32:40:23	1988
Franko, Joseph, 43	CA	28:46:35	1989
Franko, Joseph, 44	CA	22:17:51	1990
Franko, Joseph, 45	CA	22:08:07	1991
Franko, Joseph, 46	CA	26:44:34	1992
Franko, Joseph, 47	CA	26:56:38	1993
Franko, Joseph, 50	CA	32:34:18	1995
Freeman, Lee, 43	CA	30:33:00	1986
Freeman, Lee, 46	CA	31:25:21	1989
Freeman, Lee, 48	CA	28:32:02	1991
Freeman, Lon, 29	CA	20:38:18	2004
Frenzel, Hartmut, 37	CA	32:23:18	2005
Frye-Krier, Barbara, 47	FL	26:38:06	2001 W4, Rhino
Fuentes, Frederico, 34	MEX	28:28:12	2004
Fukumoto, Stephen, 37	CA	27:47:01	1987
Fukumoto, Stephen, 38	CA	28:07:01	1988
Fullerton, Jimmy, 49	CA	27:15:36	2003
Fullerton, Jimmy, 50	CA	26:44:23	2004
Fullerton, Jimmy, 51	CA	28:51:00	2005
Furin, Milan, 45	SVK	26:42:22	1995 Ram's Head
Furnish, James, 50	CA	27:18:30	1992



Manuel Garcia, 2003



Norman Richardson, 2005



Gary Hilliard, 2005


Furtaw, Ed, 43	NV	27:38:52	1991	Grobeson, Jay, 32	CA	29:41:06	1993	Harmer, Burgess, 50	NV	28:26:45	1992	W4, LGR5	
G				Grobeson, Jay, 33	CA	26:15:33	1994	Harmer, Burgess, 52	NV	29:16:50	1994	LGR6	
Gagarin, Peter, 41	MA	25:19:00	1986	Grobeson, Jay, 34	CA	25:32:46	1995	Harns, Bill, 44	CA	32:09:14	1990		
Gagarin, Peter, 44	MA	23:25:11	1989	Grobeson, Jay, 35	CA	25:37:25	1996	Harns, Bill, 45	CA	31:07:50	1991		
Galdi, Phil, 36	CA	26:23:00	1986	Grobeson, Jay, 36	CA	23:30:43	1997	Harns, Bill, 49	CA	30:45:06	1995		
Gallagher, Tom, 41	NV	31:45:50	1998	Grobeson, Jay, 37	CA	25:38:51	1998	LGR6	Harns, Bill, 50	CA	31:24:48	1996	
Gallagher, Tom, 42	NV	31:53:15	1999	Grobeson, Jay, 38	CA	23:18:09	1999	Harns, Bill, 52	CA	32:34:23	1998		
Gallagher, Tom, 43	NV	30:24:37	2000	Grobeson, Jay, 40	CA	25:57:18	2001	Harns, Bill, 53	CA	32:30:29	1999		
Gallagher, Tommy, 46	NV	30:15:00	2003	Grobeson, Jay, 43	CA	24:20:00	2004	2nd Sunrise	Harns, Bill, 54	CA	32:28:03	2000	
Gallagher, Tommy, 47	NV	31:45:00	2004	Grobeson, Jay, 44	CA	23:29:24	2005	Rhino, Elk	Harris, David, 44	CA	32:35:00	1997	
Gallagher, Tommy, 48	NV	32:26:16	2005	Gruenewald, Ray, 41	WA	32:25:36	2001	Harris, David, 45	CA	31:34:44	1998		
Gallardo, Marc, 31	CA	23:05:46	1996	Grunt, Cindie, 41	OR	27:35:49	1991	Harris, Robert, 36	CA	31:24:12	2004		
Gallardo, Marc, 32	CA	24:53:52	1997	Grunt, Cindie, 43	OR	30:07:53	1993	Harris, Stephen, 34	CA	21:17:40	1988		
Gamble, Russ, 41	CA	31:49:55	1991	Grunt, Cindie, 44	OR	29:27:15	1994	LGR6	Harris, Stephen, 38	CA	21:49:56	1992	
Gamble, Russ, 44	CA	29:58:08	1990	Gundersen, Jonathan, 27	CA	31:45:06	2005	Harris, Stephen, 40	CA	21:40:16	1994		
Garcia, Manuel G., 54	CA	31:44:12	2003	Gunnarsson, Patrik, 32	CA	22:42:05	1997	Harris, Stephen, 41	CA	20:43:04	1995		
Gardner, Renne, 38	CA	31:13:17	1996	Gunnarsson, Patrik, 33	CA	20:57:53	1998	Harris, Stephen, 42	CA	22:43:41	1996		
Garnett, Paul, 38	CA	27:32:00	1986	Gustman, Jana, 34	CA	25:55:24	2001	Cougar	Harris, Stephen, 43	CA	21:43:04	1997	
Gassan, Larry, 36	CA	29:10:44	1991	Gutierrez, Mona, 42	CA	31:31:06	2004	Harris, Stephen, 44	CA	21:42:46	1998		
Gassan, Larry, 38	CA	27:14:20	1993	H				Harris, Stephen, 45	CA	24:06:47	1999		
Gassan, Larry, 41	CA	23:50:04	1996	Hagele, Denny, 44	CA	28:36:37	1988	LGR5	Harris, Stephen, 46	CA	26:48:40	2000	
Gates, Richard, 32	UT	27:57:14	1989	Hagen, Jeff, 45	CA	31:32:30	1992	Harris, Stephen, 47	CA	25:57:06	2001		
Gates, Richard, 35	UT	26:24:18	1992	W4	Hagen, Jeff, 46	CA	26:30:33	1993	Harris, Stephen, 49	CA	28:50:00	2003	
Gebbie, Bill, 44	CA	31:44:06	1987	Hale, Robin, 40	CA	32:39:14	1992	Harry, Thomas, 49	CA	32:16:00	2004		
Gebbie, Bill, 46	CA	31:11:09	1989	Hall, Clark, 49	VA	30:04:30	1998	Harshburger, Dan, 43	CA	31:58:23	1990		
Gensichen, Jim, 38	CA	19:37:13	1987	G/S Buckle	Hall, Larry, 49	IL	32:02:12	2003	Harshburger, Dan, 44	CA	31:18:55	1991	
Gensichen, Jim, 39	CA	20:21:49	1988	G/S Buckle	Hall, Patricia, 41	VA	32:17:02	1998	Hartinger, Mark, 42	WA	28:42:47	1999	
Gersitz, Lorraine, 37	CA	28:42:22	1991	Hamalainen, Jussi, 40	FIN	20:15:20	1987	Hartley, Booth, 45	CA	31:58:43	1987		
Gibbon, Georgia, 36	CA	31:45:00	2005	Hamalainen, Jussi, 41	FIN	20:15:20	1987	Hartley, Booth, 46	CA	32:27:32	1988		
Gibbons, Christine, 33	NJ	28:17:25	1995	Hamalainen, Jussi, 42	CA	21:05:22	1988	Harvey, Steve, 42	CA	26:48:00	1986		
Gibbons, Wayne, 31	CA	24:58:07	1990	Hamalainen, Jussi, 43	CA	20:31:21	1989	Harvey, Steve, 44	CA	25:55:31	1988		
Gibbons, Wayne, 36	NJ	28:17:25	1995	Hamalainen, Jussi, 44	CA	19:31:24	1990	G/S Buckle	Harvey, Steve, 46	CA	30:46:46	1990	
Gill, Jim, 47	CA	29:16:12	2005	Hamalainen, Jussi, 45	CA	20:12:56	1991	G/S Buckle	Harvey, Steve, 49	CA	31:43:10	1993	
Gillespie, Richard, 50	CA	30:17:26	1996	Hamalainen, Jussi, 46	CA	20:18:05	1992	Hasham, Sheila, 44	CA	29:15:00	1986		
Gilli, William, 32	AR	29:39:44	1989	Hamalainen, Jussi, 47	CA	20:33:25	1993	Hatta, Hiromi, 35	JPN	31:13:17	1996	Ram's Head	
Gilli, William, 38	AR	31:19:03	1995	Hamalainen, Jussi, 48	CA	21:19:46	1994	Hatta, Katsuyuki, 32	JPN	31:13:17	1996	Ram's Head	
Gimbel, Susan, 41	CA	27:22:27	1988	Hamalainen, Jussi, 49	CA	19:51:26	1995	Rhino, Eagle	Hayes, Richard, 49	CA	29:40:07	1999	
Gimbel, Susan, 43	CA	23:37:05	1990	G/S Buckle	Hamalainen, Jussi, 50	CA	21:55:40	1996	Buffalo	Hayes, Richard, 48	CA	29:47:16	2000
Gimenez, Kim, 40	CA	27:43:06	2004	Rhino	Hamalainen, Jussi, 51	CA	21:20:55	1997	Rhino	Hayes, Richard, 50	CA	29:36:18	2001
Givens, Bob, 45	TX	29:24:33	1989	Hamalainen, Jussi, 52	CA	22:33:46	1998	Buffalo	Hayes, Terri, 47	NV	31:43:07	1990	
Gleaman, Michael, 48	FL	31:11:44	1996	Hamalainen, Jussi, 53	CA	23:32:52	1999	Buck-8pt	Hayes, Terri, 48	NV	31:44:25	1991	
Gleman, Stuart, 49	FL	31:37:15	1994	Hamalainen, Jussi, 54	FIN	23:27:46	2000	Buffalo	Heaton, Cynthia, 37	CA	30:54:13	1987	
Glinn, Jim, 47	CA	29:02:23	1991	Hamalainen, Jussi, 55	CA	22:56:24	2001		Henderson, Jennifer, 37	CA	24:28:27	1996	Ram
Goetz, Kent, 34	CA	30:41:31	1994	Hamalainen, Jussi, 56	CA	26:04:12	2003	Buck 8-Pt	Henriquez, Ernesto, 39	CA	23:06:42	1995	
Gonzalez, Cirildo, 43	MEX	19:37:03	1997	Ram	Hamalainen, Jussi, 58	CA	24:55:06	2004	Buffalo	Henslee, Gary, 45	CA	26:45:17	1996
Gonzalez, Cirildo, 44	MEX	22:20:05	1998	Hamalainen, Jussi, 59	CA	27:16:18	2005		Hermanson, Ray, 45	CA	28:52:38	1988	
Good, Jim, 46	CA	26:55:06	2004	Hamilton, James, 53	CA	32:08:53	1996		Hermanson, Ray, 47	CAN	29:29:13	1990	
Goodman, Larry, 33	CA	23:35:48	1990	Hamilton, James, 54	CA	30:20:07	1997		Heroux, Jess, 37	CDN	31:43:54	1992	
Goss, Lance, 45	CA	27:01:10	1990	Hamilton, James, 56	CA	30:53:29	1999		Herrera, Juan, 28	MEX	20:52:29	1997	
Greaves, Martyn, 34	GB	22:30:20	1987	Hamilton, Kathy, 43	CA	32:33:53	1993		Herrera, Juan, 32	MEX	25:45:26	2000	
Greco, Ken, 34	AZ	29:32:12	2001	Hamilton, Kathy, 46	CA	30:54:46	1996		Herrera, Madero, 25	AZ	20:54:45	1996	
Green, Stephanie, 35	CA	29:10:18	2004	Hamilton, Mike, 41	WA	31:26:18	1994		Hesseltine, Wally, 60	CA	26:23:24	2003	Buffalo
Green, Thomas, 42	MD	23:43:46	1992	Hamilton, Mike, 43	WA	30:57:11	1996		Hesseltine, Wally, 61	CA	26:34:30	2004	
Greenbauer, Richard, 37	CA	29:30:30	2004	Hanna, Noel, 31	IRE	23:51:29	1998	Ram's Head	Hesseltine, Wally, 62	CA	27:14:30	2005	
Greenberg, Marc, 36	WA	31:52:43	1987	Hannemann, Mori, 36	CA	32:05:12	2001		Hian, Ben, 24	CA	22:14:00	1993	
Greenberg, Marc, 39	WA	30:52:44	1990	Haraway, Chuck, 44	CO	32:21:17	1992		Hian, Ben, 25	CA	18:39:48	1994	Ram
Greenberg, Marc, 40	WA	31:45:00	1991	Hardin, David, 31	CA	29:15:32	1997		Hian, Ben, 26	CA	19:11:11	1995	Ram
Greenberg, Marc, 45	WA	32:15:37	1996	Hardman, Gordon, 38	CO	23:53:00	1989	LGR6	Hian, Ben, 27	CA	18:50:24	1996	Ram
Greener, Doug, 35	CA	31:08:50	1998	Harlan, Larry, 37	CA	23:53:44	1996		Hian, Ben, 29	CA	19:05:35	1998	Ram
Greenlaw, Raymond, 39	GA	27:18:41	2000	Harlan, Ted, 28	CO	29:03:18	2004		Hillestad, Richard, 44	CA	23:41:00	1986	
Greer, John, 37	AZ	30:00:31	1996	Harmer, Burgess, 47	NV	31:22:03	1989		Hilliard, Gary, 49	CA	24:50:16	2004	8 Pt Buck
Gregg, Michael, 28	CA	23:23:00	1986	Harmer, Burgess, 48	NV	27:59:08	1990	W4	Hilliard, Gary, 50	CA	27:06:24	2005	
Gregorich, Ken, 42	CA	23:17:06	2001	Harmer, Burgess, 49	NV	27:48:53	1991	W4, LGR5	Hines, Jeff, 35	CA	21:50:36	1995	



Tracy Thomas, 2001



Robert Andruslis, 2005



Rob McNair, 2000


Hines, Jeff, 36	CA	20:59:04	1996
Hines, Jeff, 40	CA	22:16:49	2000
Hoang, Kyle, 34	CA	23:17:12	2005
Hodde, Jason, 26	IN	28:02:33	1996
Hodde, Jason, 27	IN	31:22:19	1997 W4,LGR6
Hodges, Eric, 48	CA	28:56:48	1997
Hodges, Eric, 49	CA	28:14:52	1998
Hodges, Eric, 51	CA	27:24:36	2000 W4
Hoff, Bruce, 29	CA	23:37:15	1992
Hoff, Bruce, 32	CA	22:31:17	1995
Holder, Kent, 49	CA	28:18:36	1988
Holderman, Brad, 36	CA	31:50:02	1998
Holloway, Gary, 35	ID	31:50:34	1997 W4
Holm, Darrell, 38	CA	30:16:00	1999
Holmes, Fred, 60	TX	32:36:46	1997
Holmes, John, 55	FL	29:46:32	1997
Hooper, Max, 43	AR	30:42:51	1989
Hopkins, John, 47	CA	31:09:47	1992
Hubbard, Gordon, 47	CA	32:11:00	1986
Hubbard, Gordon, 48	CA	30:51:43	1987
Hubbard, Gordon, 49	CA	30:53:58	1988
Hubbard, Gordon, 51	CA	31:38:57	1990
Hubbard, Gordon, 52	CA	31:17:40	1991
Hubbard, Gordon, 53	CA	30:26:53	1989
Hubbard, Gordon, 53	CA	32:52:33	1992
Hubbard, Kenneth, 56	VA	32:45:18	2003
Huff, Jeff, 37	HI	25:56:47	1999
Huff, Jeff, 38	HI	24:59:15	2000
Huffman, Dennis, 42	CA	22:49:56	1991
Huffman, Dennis, 43	CA	27:21:40	1992
Huffman, Dennis, 44	CA	25:31:56	1993
Huffman, Dennis, 45	CA	22:29:28	1994
Huffman, Victoria, 37	CA	30:17:43	1990
Hume, Blakely, 22	CA	31:28:04	1996
Hume, Blakely, 24	NV	29:30:27	1998
Hume, Blakley, 21	CA	32:08:29	1995
Humphrey, Ed,	CA	29:33:35	1987
I			
Ingalls, Jim, 47	IN	32:43:29	1992 W4, LGR5
Ingalls, Jim, 50	MI	32:57:18	1995
Ingro, John, 55	CA	32:28:51	1989
Ingro, John, 57	CA	30:42:07	1991
Ingstrom, Heikki, 34	UT	22:21:03	1992
Inouye, Gary, 50	CA	30:40:12	2003
Irvin, Kristina, 40	CA	29:08:23	1998
Irvin, Kristina, 46	CA	30:45:24	2004
Isler, Randy, 41	NM	27:56:37	1998
Israel, Sandy, 47	CA	30:58:35	1994
Ives, Frank, 49	CA	27:47:29	1991
J			
James, Tom, 51	CA	29:49:56	1995
Jankowski, Tony, 44	CA	32:34:31	1997
Jaques, Glen, 47	BC	29:38:25	1989
Jebian, Lee, 57	CA	31:39:39	1998
Jensen, Karl, 51	CAN	28:01:46	1999 LGR6
Jensen, Karl, 51	CAN	29:55:52	2000
Jensen, Stan, 42	CA	30:24:31	1995
Jensen, Stan, 46	CA	29:19:09	1999 W4,LGR6
Jess, Carl, 41	NM	28:33:21	2000
Johns, Sherry Kae, 40	AZ	22:39:35	1995 Rhino
Johns, Sherry Kae, 42	NM	23:18:00	1997 Ram
Johnson, Gary, 38	CA	23:28:09	1991
Johnson, Jeffrey, 24	UT	29:41:44	1994

Johnston, Jennifer, 34	CA	23:28:43	1998 Ram
Johnston, Jennifer, 35	CA	23:51:57	1999 Cougar
Johnston, Jennifer, 36	MI	25:11:24	2000 Ram
Johnston, Jennifer, 37	CA	25:23:36	2001 Ram
Johnston, Jennifer, 40	CA	24:32:24	2004 Ram
Jones, David, 29	CA	29:15:33	1997
Jones, David, 51	CA	31:49:17	1999
Jones, Vanessa, 42	CA	32:33:24	2004
Jones-Wilkins, Andy, 33	AZ	22:15:36	2000
Jones-Wilkins, Andy, 36	CA	20:07:30	2003 Cougar
Jones-Wilkins, Andy, 36	CA	19:53:06	2004 Horse
Jones-Wilkins, Andy, 37	CA	19:43:18	2005 Cougar
Joseph, Gene, 41	AZ	27:20:51	1993
Joseph, Gene, 46	AZ	29:42:34	1998
Josephs, Robert, 42	CA	31:47:16	1997
Jurek, Scott, 24	SD	19:15:06	1998
Jurek, Scott, 25	WA	19:51:19	1999 Buck-10pt
Kahler, Mark, 37	CA	30:17:26	1996
K			
Kajiwara, Eric, 48	CA	30:32:32	1995
Kajiwara, Eric, 49	CA	28:31:13	1996
Kajiwara, Eric, 51	CA	29:03:22	1998
Kajiwara, Eric, 52	CA	32:16:31	1999
Kajiwara, Eric, 54	CA	31:08:18	2001
Kajiwara, Eric, 56	CA	32:08:36	2003
Kajiwara, Eric, 57	CA	29:46:00	2004
Kajiwara, Eric, 58	CA	31:09:00	2005
Kamm, Ulrich, 57	CO	32:55:00	2004
Kaplan, Allan, 37	CA	32:41:48	1992
Kaplan, Allan, 40	CA	30:33:27	1995
Kaplan, Allan, 41	CA	32:21:18	1996 W4
Kaplan, Allan, 42	CA	31:52:12	1997
Karnazes, Dean, 41	CA	21:21:18	2003 Horse
Karwasky, Robert, 31	CA	32:27:00	1986
Kavanaugh, Matthew, 41	CA	32:00:15	1998
Kee, Bill, 38	CA	23:24:12	1995
Kee, Bill, 40	CA	23:12:24	1997
Kee, Bill, 42	CA	24:34:17	1999
Kee, Bill, 48	CA	27:05:36	2003
Kee, Bill, 48	CA	26:11:30	2005
Kelley, Rick, 46	AZ	27:22:45	1996
Kelley, Rick, 47	AZ	29:11:00	1997
Kelley, Rick, 48	AZ	32:22:56	1998
Kelley, Rick, 49	AZ	28:45:54	1999
Kelley, Rick, 50	AZ	30:31:23	2000
Kelley, Rick, 51	AZ	31:53:35	2001
Kellogg, Robert, 53	MN	32:07:09	1996
Kelly, Larry, 37	CA	31:35:46	1997
Keogh, Bobby, 57	NM	26:38:06	2001
Kern, Lee, 36	MT	28:09:07	1993
Kern, Leland, 39	MT	31:05:09	1996
Kern, Leland, 41	MT	28:28:45	1998
Khajavi, Jamshid, 51	WA	27:42:36	2004 LGR6, W4
Kiddoo, Phill, 29	CA	22:00:00	2004
Kieffer, Dimitri, 33	WA	32:50:44	1999
Kimball, Joey Ann, 22	CA	31:42:12	1999
Kimura, Jonathan, 21	CA	27:25:30	2001
Kiner, "Mark ""PineNut""	CA	25:41:12	2004
King, Bob, 44	CA	32:11:00	1986
Kissell, Bill, 32	CA	20:10:52	1987
Klaich, Nick, 46	NV	29:59:24	1991 W4
Klassen, Randy, 48	CA	32:15:24	2001
Klein, Greg, 39	CA	28:57:05	1993

Klein, Helen, 66	CA	31:24:02	1989 W4
Knutson, Thomas, 49	MN	27:47:43	1999 W4
Knutson, Thomas, 50	MN	27:33:00	2000
Kobus, Karlheinz, 37	GR	32:28:18	2003
Kocher, Wayne, 62	NV	32:14:27	1999
Koerner, Hal, 28	CO	20:59:24	2004
Kogutec, Michael, 49	CA	30:43:47	1998
Kohler, Steve,	CA	29:29:12	1987
Kozak, Jeff, 29	CA	30:52:45	2003
Kozinc, Gabor, 41	CA	27:26:30	2004
Kroljic, Karyn, 33	CA	29:22:00	1992
Kulak, Joseph, 35	CO	22:16:12	2003 LGR6
Kumeda, Andy, 37	CA	32:19:24	2005
L			
LaCava, Clem, 52	OR	27:48:14	2000
Lakey, Jason, 28	CA	29:54:30	2003
LaMora, Jeffery, 26	UT	28:17:57	1999
Langstaff, Anne, 36	CA	28:21:43	1997 Cougar
Lawrence, Richard, 32	CA	31:21:28	1994
Lawrence, Richard, 33	CA	29:36:42	1995
Lawrence, Richard, 35	CA	29:13:11	1997
Leatherwood, Todd, 32	TX	31:29:39	2000
Lee, Bill, 40	CO	26:41:50	1989
Lee, Kevin, 32	CA	23:41:40	1996
Lee, Kevin, 36	CA	27:21:19	2000
Lefebvre, Michael, 33	CA	27:31:36	1993
Leigh, Todd, 44	CA	29:12:00	1986
Leigh, Todd, 48	CA	28:54:07	1990
Leigh, Todd, 49	CA	31:10:07	1991
Leigh, Todd, 50	CA	29:51:25	1992
Leigh, Todd, 58	CA	31:50:04	2000
Lenderking, Hollis, 40	CA	23:46:46	1990
Leonard, Loren, 61	CA	32:20:26	1990
Leonard, Loren, 62	CA	32:07:09	1991
Lewis, Milo, 35	CA	32:28:08	1988
Lewis, Milo, 39	CA	32:20:33	1991
Liebeskind, John, 40	OR	30:54:12	2001
Lile, Jerry, 42	CA	29:49:06	2001
Limb, Troy, 42	CA	29:41:18	2003
Limb, Troy, 43	CA	25:18:18	2004
Limb, Troy, 44	CA	26:00:00	2005
Liner-Jigamian, Saralie, 35	CA	32:02:24	1987
Liner-Jigamian, Saralie, 36	CA	30:28:26	1998
Little, Jerry, 30	CO	27:24:50	1998
Livak, Joe, 51	NV	28:17:42	1992
Longwell, Robert, 57	CA	31:23:46	1996
Longwith, Jim, 52	CA	29:58:00	1998
Louis Goren, Peter, 18	CA	32:19:24	2001
Lovell, Daniel, 34	CA	32:24:37	2000
Lowy, Ron, 43	CA	28:54:00	1986
Loyer, Robert, 51	CA	30:36:04	1989
Lujan, Edward, 51	CA	26:30:09	1989
Lund, Kurt, 40	CA	32:45:00	1991
Luptowicz, Josef, 46	CA	28:49:17	1990
Luptowicz, Josef, 48	CA	29:30:30	1991
Luschwitz, Brian, 38	ca	29:47:30	2005
Lutz, Kevin, 46	CA	31:21:36	2003
Lygre, David, 47	WA	23:18:36	1989
Lyons, Shannon, 54	CA	31:20:20	1998 Buffalo
Mack, Bill, 40	CA	31:45:41	1993
M			
Mackey, Monte, 35	CA	25:08:54	1991
Mackey, Monte, 41	CA	24:55:57	1997



Andy Roth (pacer) & Ian Torrence 1999



Hal Chiasson, 2004




Jimmy Fullerton and pacer, 2005

Mackey, Monte, 45	CA	23:03:18	2001
MacLeod, Ken, 41	CDN	28:07:41	1992
MacNair, Howard,	CA	27:45:55	1987
Madden, Kurt, 39	CA	21:35:53	1994
Maddison, Ian, 44	CA	23:30:05	1986
Madsen, Dixie, 53	CA	30:28:00	1990
Madsen, Dixie, 54	CA	29:44:20	1991
Madsen, Dixie, 56	CA	30:56:28	1993
Madsen, Dixie, 58	CA	32:34:21	1995
Madsen, Dixie, 60	CA	29:18:01	1997 Rhino
Magill, Jim, 50	CA	31:07:03	1996 W4,LGR6
Magram, Tom, 38	CA	27:54:00	1986
Magruder, Joe, 46	CA	28:46:43	1992
Magruder, Joe, 48	CA	30:42:06	1994
Magruder, Joe, 50	CA	31:24:48	1996
Magruder, Joe, 55	CA	31:17:24	2001
Maida, William, 37	CA	31:56:04	1988
Mailloux, Jeff, 32	ID	27:04:04	1992
Malinin, Mike, 33	CA	29:41:18	2001
Malinin, Mike, 36	CA	25:22:06	2004
Mann, Larry, 36	CA	32:24:38	2000
Mann, Larry, 37	CA	32:17:06	2001
Marcelli, Mark, 36	CA	23:13:18	1995
Marcelli, Mark, 42	CA	22:29:18	2001
March, Nancy, 47	CA	28:37:12	1994
Marcus, Daniel, 39	IL	29:38:24	2005
Marineo, Bertha, 52	CA	32:21:31	1998
Mark, John, 40	CA	27:44:40	1992
Marshall, Evelyn, 35	CA	25:15:09	1993 Ram
Marshall, Evelyn, 37	CA	22:01:16	1995 Ram
Marshall, Evelyn, 36	CA	23:39:37	1994 Ram
Marshall, John, 52	CA	32:23:28	1989
Marshall, John, 53	CA	30:17:20	1990
Martin, Kyong, 49	CA	31:41:18	2004
Martin, Lou, 39	CA	28:09:33	1991
Martin, Michael, 41	CA	27:44:32	1989
Martin, Roland, 39	NE	30:40:11	1988 W4
Maslanka, Bozena, 30	CA	28:51:56	1997
Maslanka, Bozena, 31	CA	30:28:01	1998
Maslanka, Bozena, 32	CA	31:17:12	1999
Masters, Ed, 37	UT	25:04:41	1989
Matella, Bill, 39	CA	31:47:52	1987
Matella, Bill, 41	CA	32:41:47	1989
Mather, Catherine, 42	CAN	28:25:00	2000 Rhino
Mathieson, Joanie, 45	CA	32:36:50	1991
Matthias, Donald, 55	CA	31:45:05	1991
Matthys, Ignace, 32	BEL	22:05:26	1991
Mauldin, Bruce, 46	CA	28:52:20	1994
Mauldin, Tonya, 46	CA	28:22:54	1993
Maynard, James, 37	CA	26:49:30	2005
Maynard, Kathy, 44	CA	32:07:09	1991
Mazaud, Jean-Paul, 43	CA	26:13:02	1995
McCarthy, Willis, 33	CA	26:59:31	1988
McCarthy, Willis, 35	CA	23:29:01	1990
McCarthy, Willis, 42	CA	23:39:19	1997
McComish, John, 50	CA	27:43:12	1987
McComish, John, 51	CA	27:29:25	1988
McCormick, Steve, 46	CA	27:55:55	1990
McDonald, Michael, 54	CA	28:28:25	1998
McDonald, Shawn, 29	CA	23:10:42	1995
McDonald, Shawn, 32	CA	23:44:55	1998
McDowell, Nate, 28	OR	23:35:29	2000
McGilvery, Wayne, 31	CA	22:44:26	1999

McGrath, Maureen, 30	CA	32:53:18	1992
McGrath, Maureen, 31	CA	28:45:18	1993
McGrath, Maureen, 36	CA	28:11:31	1998
McKeever, Doug, 46	WA	29:02:13	1993
McKenzie, Scott, 39	CA	23:49:52	1994
McKenzie, Scott, 40	CA	22:53:48	1995
McKenzie, Scott, 41	CA	23:20:37	1996
McKinney, Mark, 32	CA	30:40:22	2000
McMahon, Elaina, 35	CA	29:58:05	1992
McMahon, Elaina, 36	CA	28:13:58	1993
McMahon, Elaina, 37	CA	27:15:48	1994
McMahon, Elaina, 38	CA	26:25:54	1995
McMahon, Elaina, 39	CA	25:05:33	1996 Cougar
McMahon, Elaina, 41	CA	27:50:39	1998 Rhino
McNair, Rob, 43	CA	25:02:18	1997
McNair, Rob, 44	CA	23:26:11	1998
McNair, Rob, 45	CA	23:19:07	2000
McRae, Steve, 41	CA	28:18:13	1992
McRae, Steve, 43	CA	29:54:42	1994
McRae, Steve, 47	CA	32:17:20	1998
Medina, Guillermo, 25	CA	22:47:35	1999
Medina, Guillermo, 26	CA	21:13:05	2000 Buck-10pt
Medina, Guillermo, 27	CA	22:09:30	2001
Medina, Guillermo, 28	CA	20:45:12	2003 Buck 10-Pt
Medina, Guillermo, 29	CA	19:33:13	2005 Ram
Medina, Guillermo, 30	CA	19:30:36	2004 Cougar
Mejia, Vilma, 40	CA	31:30:05	1991
Mejia, Vilma, 44	CA	31:59:50	1995
Melendy, Byron, 47	CA	26:46:30	1990
Melendy, Byron, 48	CA	31:53:04	1989
Melendy, Byron, 53	CA	26:56:41	1994
Melvin, Debra, 45	CA	30:32:27	1999
Mendoza, Adaberto, 47	CA	24:30:01	1998
Mendoza, Adaberto, 48	CA	21:55:35	2000 Rhino
Mendoza, Adaberto, 49	CA	21:41:18	2001 Elk
Mendoza, Adaberto, 51	CA	23:07:18	2003 Rhino
Mercer, Charlie, 33	CA	32:10:30	2003
Metz, John, 48	CA	30:37:30	1991
Meyer, Bert, 44	CT	28:59:11	1989
Meyer, Bert, 49	CT	32:29:53	1994
Meyer, Bert, 52	CT	31:30:59	1997
Michaud, Fernand, 53	NV	29:41:50	1996
Michaud, Fernand, 54	NV	29:20:19	1997
Michaud, Fernand, 56	NV	31:40:18	1999
Michaud, Fernand, 57	NV	30:24:36	2000
Mikesell, Jeff, 38	AZ	32:51:49	1999
Miller, Albert, 35	OR	31:39:42	1989
Miller, Barbara, 46	CA	31:21:55	1991 W4
Miller, Barbara, 49	CA	31:23:15	1993
Miller, Dana, 42	UT	23:33:24	1993
Miller, Gary, 60	CA	31:50:34	1997
Miller, Jim, 44	CA	30:59:55	1990
Miller, Rick, 44	CA	32:16:31	1999
Miller, Sandee, 44	CO	31:05:00	1997
Mills, Scott, 44	VA	23:33:07	1995
Mills, Scott, 48	VA	22:40:59	1999 Rhino
Minter, Greg, 38	CA	32:31:39	1999
Mitchell, Winston, 48	CA	30:14:46	1997
Modzelewski, Michael, 36	CA	23:47:20	1989
Modzelewski, Scott, 27	AZ	23:49:20	1989
Molman, akabill, 57	HI	29:07:00	2001
Molmen, akabill, 54	HI	26:04:42	1998
Molmen, akabill, 55	HI	27:53:17	1999


Molmen, akabill, 56	HI	26:14:24	2000
Moore, Arthur, 57	OH	27:46:17	1994
Moore, Matthew, 43	CA	30:19:30	1999
Moore, Russell, 49	CA	26:33:13	1988
Morita, Ryochi, 47	CA	28:59:21	1990
Mork, Joanie, 38	CA	27:44:40	1992
Morrison, Walter, 52	CA	25:16:54	1990
Moses, Bob, 40	CA	31:06:00	1986
Moses, Bob, 45	CA	31:07:50	1991
Muchow, Lee, 46	CA	28:50:02	1986
Murdach, Charlie, 34	CA	31:48:30	2003
Murphy, Bonnelle, 49	CA	32:34:51	1997
Murphy, Thomas, 24	CA	32:22:06	1994
Murray, Jack, 42	CA	29:13:18	2003
Murray, Jack, 43	CA	28:14:18	2004
Musselman, Jim, 39	GA	26:46:29	1999 LGR6
Newsome, Claudia, 40	CA	31:54:25	1990
N			
Ngo, Dong, 51	FL	32:42:43	1989
Ngo, Dong, 52	FL	32:55:41	1990
Nielsen, Tom, 35	CA	23:39:37	1994
Nielsen, Tom, 37	CA	20:22:22	1996 Cougar
Nielsen, Tom, 38	CA	20:09:22	1997 Cougar
Nielsen, Tom, 39	CA	19:08:58	1998 Cougar
Nielsen, Tom, 40	CA	19:27:50	1999 Ram
Nielsen, Tom, 41	CA	19:09:04	2000 Ram
Nielsen, Tom, 46	CA	20:26:18	2005 Horse
Norman, Jay, 59	TX	29:46:32	1997
Norton, Bob, 53	CA	32:16:11	1991
Norton, Bob, 53	CA	32:16:11	1991
Nosco, Jack, 29	CA	27:13:04	1991
Nosco, Jack, 30	CA	26:25:04	1992
Nosco, Jack, 33	CA	26:33:51	1995
Nosco, Jack, 35	CA	32:11:09	1987
Nosco, Jack, 38	CA	28:23:46	1990
Nosco, Jack, 38	CA	27:14:06	2000
Nozaki, Alan, 35	HI	31:39:54	1998
Nyce, Thomas, 41	AZ	31:03:39	2000
O			
O'Brien, Jim, 34	CA	19:51:47	1987
O'Brien, Jim, 36	CA	17:35:48	1989 G/S Buckle
O'Grady, Janice, 47	CA	31:23:28	1996
O'Grady, Kevin, 31	OH	30:52:50	1990
O'Neal, Thomas, 41	CA	32:27:45	1986
O'Neal, Thomas, 42	CA	30:02:08	1987
Odre, Jacqueline, 30	HI	30:35:35	1998
Odre, Jacqueline, 31	HI	27:53:17	1999
Ohara, Garrett, 39	CA	30:34:12	2005
Olney, Dave, 46	CA	28:34:57	1988
Olney, Dave, 48	CA	28:59:06	1990
Olson, Mark, 48	CA	30:10:10	1995
Olson, Mark, 50	CA	29:56:01	1997
Orr, Jim,	CA	27:50:41	1987
Ostrom, Tony, 45	CA	26:07:56	2000
P			
Pacheco, Jorge, 32	CA	24:39:39	2000
Pacheco, Jorge, 33	CA	19:05:06	2001 Ram
Pacheco, Jorge, 34	CA	18:52:24	2003 Ram
Pacheco, Jorge, 36	CA	19:10:28	2004 Ram
Pacheco, Jorge, 37	CA	30:45:24	2005
Paciello, Louis, 34	AZ	23:51:19	2000
Palmer, Judy, 32	CA	30:28:26	1989
Palmer, Mike, 42	CA	32:41:30	1995



Frederico Fuentes, 2004



Phil Kiddoo, 2004




Hans-Dieter Weisshaar, 2005

Palmer, Mike, 43	CA	28:46:39	1996
Palmer, Mike, 44	CA	30:02:11	1997
Palmer, Mike, 45	CA	30:27:09	1998
Palmer, Mike, 45	CA	31:43:05	1999
Palmer, Mike, 47	CA	31:20:39	2000
Palmer, Mike, 48	CA	31:30:24	2001
Palmer, Mike, 49	CA	31:31:12	2003
Palmer, Peter, 44	CT	25:14:18	1997
Palocsay, Matt, 22	CA	31:54:34	1999
Palocsay, Matt, 23	CA	28:30:19	2000
Pais, Lou, 50	CDN	22:18:21	1992
Park, Charles, 49	CA	28:55:18	2003
Park, David, 38	CA	21:54:33	1994
Park, David, 39	CA	22:24:51	1995
Parker, Jeff, 32	NV	28:49:33	1991
Parker, Scott, 36	AZ	31:39:22	2000
Parker, Scott, 37	AL	31:14:06	2001
Parker, Scott, 39	AL	29:00:06	2003
Parsons, Chip, 38	CA	21:13:05	1992
Patt, Steven, 55	CA	29:54:24	2004
Peacock, John, 51	NV	27:26:00	1989
Peacock, John, 55	NV	28:26:42	1993
Pearch, John, 30	WA	23:10:30	2003
Pecsar, Jeff, 38	CA	23:55:15	1988
Pedroia, Vince, 48	CA	26:33:41	1994
Pedroia, Vince, 49	CA	27:22:40	1995
Pedroia, Vince, 50	CA	29:31:10	1996
Pedroia, Vince, 51	CA	25:14:36	1997
Pedroia, Vince, 52	CA	24:37:32	1998
Pedroia, Vince, 52	CA	24:34:09	1999
Pedroia, Vince, 54	CA	24:52:59	2000
Pedroia, Vince, 55	CA	27:16:06	2001
Pellon, Jim, 37	CA	19:44:44	1987
Penland, Peter, 43	CA	30:28:50	1999
Penna, Phil, 42	CA	23:21:26	1990
Penny, David, 32	CA	32:05:04	1995
Pentasuglio, Mary Lou, 41	CA	32:26:52	1995
Pepin, James, 37	CA	28:55:00	1986
Perales, Michael, 34	CA	29:56:01	1997
Perez, Angel, 32	CA	22:48:18	2003
Perez, Angel, 34	CA	23:38:24	2005
Perrodin, Jack, 59	CA	28:41:08	1988
Perrodin, Jack, 61	CA	29:50:39	1990
Perry, Lyman, 33	HI	27:48:27	2000
Peters, Patrick, 51	CA	31:25:33	1996
Petschar, Perry, 39	CA	27:40:04	1993
Petschar, Perry, 40	CA	29:10:42	1994
Petschar, Perry, 41	CA	25:00:55	1995
Pettigrew, Jeff, 32	CA	29:05:18	1995
Pettigrew, Jeff, 35	CA	30:09:56	1998
Pettigrew, Jeff, 42	CA	28:20:24	1996
Peyton, Lou, 45	AR	31:15:36	1989
Phillips, Bud, 48	CA	30:24:19	1995
Phillips, Bud, 49	CO	29:28:16	1996
Pierce, Philip, 53	MA	31:28:50	1994
Pike, Robert,	CA	28:05:47	1987
Pirkl, Greg, 32	HI	24:59:14	2000
Pirkl, Greg, 33	HI	28:29:07	2001
Pirogowicz, David, 44	CA	27:45:46	1996
Pitts, Frank, 57	CA	31:32:00	1988
Pitts, Frank, 59	CA	31:45:56	1990
Pitts, Frank, 60	CA	31:12:30	1991
Pitts, Frank, 61	CA	30:32:35	1992

Pitts, Frank, 62	CA	30:16:54	1993
Pitts, Frank, 63	CA	32:07:00	1994
Pitts, Frank, 66	CA	31:54:16	1997
Pitts, Frank, 68	CA	31:54:29	1999
Poeppel, Brian, 44	MN	32:45:49	1999
Pollard, Fred, 65	CA	32:32:06	2004
Portelance, Rolly, 47	CA	22:49:06	1990
Pospichal, Joe, 37	CA	32:45:27	2000
Potter, Tim, 46	MN	30:35:05	2000
Poupard, Thierry, 45	FRA	31:18:06	1999
Powers, Karen, 45	WY	31:38:48	1995
Prado, Robert, 34	CA	24:01:16	1988
Preeper, Earl, 39	CAN	30:52:44	1996
Price, John, 47	OR	29:21:12	2005
Provost, Richard, 40	CA	21:52:00	1986 G/S Buckle
Pruitt, R. C., 38	CA	31:23:31	1990
Pruitt, R. C., 42	CA	30:24:43	1994
Purdy, Bruce, 36	MI	31:28:13	1993
Put, Hans, 37	NY	21:06:08	1998 Horse
Put, Hans, 39	NY	20:18:13	2000 Arab Stallion
QR			
Quinn, John, 35	CA	29:37:01	1996
Radich, John, 32	CA	29:44:00	1986
Radich, John, 35	CA	28:39:31	1988
Radich, John, 41	CA	29:55:58	1996
Radich, John, 49	CA	31:50:00	2003
Ralyea, Paul, 37	VA	26:42:33	2004
Ramaekers, Larry, 53	CA	30:12:18	2005
Rambach, Whit, 31	CA	28:06:34	1998
Rambach, Whit, 36	CA	23:52:00	2003
Ramires, Martin, 34	AZ	24:28:27	1996
Ramirez, Rico, 49	CA	30:12:21	1993
Ramsey, William, 42	CA	29:01:56	1995
Ramsey, William, 43	CA	25:26:11	1996
Ramsey, William, 44	CA	22:57:14	1997
Ramsey, William, 45	CA	28:34:43	1998
Ramsey, William, 47	CA	27:32:59	2000
Ramsey, William, 48	CA	26:46:29	1999
Ramsey, William, 48	CA	28:04:18	2001
Ramsey, William, 50	CA	28:08:30	2003
Ramsey, William, 51	CA	29:30:30	2004
Ramsey, William, 52	CA	30:35:00	2005 Eagle
Rapp, James, 38	NV	28:57:34	1995
Redmond, Don, 22	CA	23:14:11	1990
Reed, Pamela, 34	AZ	26:49:48	1995
Reichert, Gerald, 41	ND	31:56:27	1995
Reinstein, Devy, 34	CA	23:51:25	1990
Remington, Dave, 4	CA	30:45:06	1995
Resh, Jack, 55	CA	27:54:00	1986
Reynolds, Marc, 42	CA	27:43:55	1990
Rhodes, John, 55	NV	32:35:06	2003
Rhodes, Randy, 44	CO	27:30:50	1994
Rhodes, Terry, 47	NV	32:35:06	2003
Richards-Dinger, Keith, 21	CA	30:16:12	2003
Richards-Dinger, Keith, 36	CA	27:51:30	2004
Richardson, Norman, 50	MA	32:19:24	2005
Ridgeway, Diane, 47	CO	26:40:35	1996 Rhino
Riemer, Frederick, 45	UT	31:32:30	1992 W4
Ringstad, Curt, 41	OR	25:42:36	1993
Risse, Joan, 46	CA	31:27:20	1995
Risse, Joan, 47	CA	30:59:09	1996
Ritchie, Gary, 54	CA	29:25:10	1994
Ritchie, Gary, 58	CA	26:08:18	1998

Robak, Robert, 39	CA	28:02:12	1991
Robak, Robert, 45	CA	27:41:17	1997
Robak, Robert, 47	CA	29:06:59	1999
Robbins, Brick, 32	CA	30:52:39	1991 JMT
Robbins, Jeffrey, 45	CA	27:05:32	1997
Robbins, Jeffrey, 46	CA	26:34:57	1998
Roberts, Seth, 44	MA	28:10:20	1996
Robinson, Dave, 34	CA	26:16:19	1996
Robinson, Eric, 28	CA	28:12:36	1996
Robinson, Eric, 29	CA	29:57:04	1997
Robinson, John, 34	OR	23:34:46	2000
Robison, Wendell, 36	WY	27:15:07	1988 LGR5
Robison, Wendell, 37	WY	23:30:34	1989
Robison, Wendell, 38	WY	23:54:00	1990
Robison, Wendell, 39	WY	28:51:24	1991 LGR5
Robison, Wendell, 40	WY	29:22:00	1992
Robison, Wendell, 41	WY	30:23:50	1993
Robison, Wendell, 42	WY	28:37:12	1994
Robison, Wendell, 43	WY	28:05:02	1995
Robison, Wendell, 44	WY	29:39:27	1996
Robison, Wendell, 45	WY	32:42:55	1997 W4, Eagle
Roeh, Bill, 49	CA	31:40:34	1994
Rork, Paul, 45	CA	28:40:54	1992
Ross-Wilde, Ronni, 36	CA	29:23:58	1996
Rossman, Mitchell,	MN	31:35:41	1999
Rouse, Mike, 45	CA	30:37:00	1998
Rowe, Tom, 44	MT	30:55:17	1992
Royalty, Phil, 21	CA	29:40:42	1990
Royalty, Phil, 23	CA	29:31:36	1992
Royalty, Phil, 27	NV	28:35:19	1996
Royalty, Phil, 31	NV	30:53:22	2000
Rozic, Scott, 27	CA	30:27:22	2000
Ruttenberg, Gary, 39	CA	29:33:35	1987
Rutzen, Hartmut, 59	GER	30:06:45	2000
Ryne, Mark, 50	CA	32:52:18	2004
S			
Sager, Marc, 39	CA	30:33:00	1992
Sager, Marc, 41	CA	29:44:04	1994
Sager, Marc, 43	CA	29:37:35	1996
Saine, David, 47	CA	30:44:20	1996
Saine, David, 48	CA	31:50:34	1997
Sakurai, Hiroe, 33	JPN	30:56:06	1998 Ram's Head
Sakurai, Hiroe, 35	JPN	28:10:37	2000
Sakurai, Kaname, 34	JPN	23:41:16	1998 Ram's Head
Sakurai, Kaname, 35	JPN	20:15:27	2000 Cougar
Salinger, Andrew, 36	CA	29:41:06	2004
Salmonson, PJ, 43	HI	32:03:53	1990
Samuelson, Mark, 39	CA	27:18:05	1992
Sawchuk, Kevin, 32	VA	20:23:14	1997
Sawchuk, Kevin, 34	CA	22:23:53	1999
Sayers, Robert, 41	MD	29:55:53	2000
Schick, Karl, 32	CA	30:16:46	1989
Schlereth, Joe, 39	CA	21:31:58	1989
Schlereth, Joe, 40	CA	22:46:19	1990
Schlereth, Joe, 41	CA	21:37:27	1991 W4
Schlereth, Joe, 42	CA	20:59:18	1992
Schlereth, Joe, 43	CA	20:04:11	1993
Schlereth, Joe, 44	CA	19:50:47	1994 Rhino
Schlereth, Joe, 45	CA	20:17:25	1995
Schlereth, Joe, 46	CA	20:46:34	1996 Rhino
Schlett, Stefan, 38	GER	32:08:14	2000
Schmidt, Lee, 52	CA	32:19:43	1991
Schmidt, Lee, 53	CA	29:55:08	1992



Dave Turner & pacer Erin Moran, 1994



Kevin Sawchuck, Cloudburst 1999.



Jeff Brettler, 2005


Schmidt, Lee, 54	CA	32:33:54	1993
Schmidt, Lee, 55	CA	29:09:30	1994
Schmidt, Paul, 38	CA	29:57:35	1990
Schmidt, Paul, 39	CA	29:35:25	1991
Schmidt, Paul, 41	CA	28:09:08	1993
Schmidt, Paul, 42	CA	32:28:00	1994
Schoeck, Matthias, 30	CA	30:58:10	2000
Scholl, Milt, 30	OR	27:20:51	1987
Scholl, Milt, 32	OR	28:08:05	1989
Scholl, Milton, 40	OR	28:13:04	1997
Scholz, Monica, 33	CAN	27:39:06	2000 Cougar
Scholz, Monica, 34	CAN	27:43:24	2001
Schuler, Richard, 36	NJ	30:34:16	1996
Scislowicz, Caz, 51	CA	24:12:07	2000
Scott, Chris, 47	CA	28:20:24	1996
Seminoff, Tim, 38	UT	22:12:07	1996
Sena, Leroy, 43	CA	32:34:16	1997
Senely, Richard, 46	HI	29:49:16	1990
Sercel, Pete, 25	CA	28:34:55	1991
Shaka, A. J., 40	CA	32:27:49	1998
Shaka, Barry, 36	CA	32:27:49	1998
Shattuck, Phil, 44	CA	32:06:02	1988
Sheedy, Tim, 51	CA	31:04:08	2000
Sheedy, Tim, 54	CA	32:30:06	2003
Sheehy, Joe, 52	CA	32:26:11	2000
Sherman, Elena, 45	CA	31:33:50	1998
Sherman, Elena, 45	CA	31:33:50	1998
Sherman, Stu, 49	CA	23:29:18	2004 Rhino
Shufflebarger, Fred, 43	CA	21:24:01	1991
Shufflebarger, Fred, 44	CA	19:22:16	1992 G/S Buckle
Shufflebarger, Fred, 45	CA	19:41:44	1993 Ram
Shura, Nancy, 51	CA	32:26:30	2001 Buffalo
Simmons, Stephen, 21	WV	31:24:55	1997
Simmons, Stephen, 22	WV	30:48:39	1998
Slater, Jack, 39	CA	21:59:00	1986
Slater, Jack, 40	CA	23:54:25	1987
Slater, Jack, 41	CA	21:40:05	1988
Slater, Jack, 42	CA	21:20:17	1989
Slater, Jack, 43	CA	21:45:14	1990
Slater, Jack, 44	CA	23:51:26	1991
Slater, Jack, 45	CA	23:53:18	1992
Slater, Jack, 46	CA	26:47:30	1993
Slater, Jack, 47	CA	26:55:46	1994
Slater, Jack, 48	CA	31:44:58	1995 Eagle
Sloan, Tom, 40	CA	24:58:26	1988
Sloan, Tom, 41	CA	23:21:08	1989
Smit, Margaret, 34	MT	32:25:50	1989
Snow, Sabin, 48	AZ	29:31:34	1990
Soares, Justin, 21	OR	27:47:29	2000
Solis, Raymond, 38	CA	32:14:33	1994
Solis, Raymond, 41	CA	31:51:07	1997
Solish, Al, 36	CA	27:33:00	1986
Soltesz, Michael, 41	CA	28:48:40	1997
Solverson, Kelly, 35	CA	27:38:36	2005
Sorensen, Lorraine, 53	CA	31:39:24	2003 Buffalo
Sorensen, Stuart, 56	CA	32:30:30	2001
Spaeth, Laura, 28	CA	29:47:24	1990
Spaulding, David, 36	HI	31:05:40	1990
Speers, Brent, 45	CA	31:25:06	2003
Speers, Brent, 47	CA	31:35:06	2005
Spelt, Sarah, 41	CA	31:50:33	2000
Spelt, Sarah, 45	CA	31:44:30	2004
Spencer, Caroline, 38	WI	32:04:15	2000

Spencer, Douglas, 36	CA	29:43:52	1994
Spencer, Douglas, 37	CA	31:28:04	1995 W4,LGR6
Spencer, Douglas, 38	CA	22:08:53	1996
Spencer, Douglas, 39	CA	21:17:53	1997
Spencer, Douglas, 41	CA	22:25:25	1999 Horse
Spykerman, John, 30	CA	30:17:41	1995
Spykerman, John, 32	CA	30:52:13	1997
Spykerman, John, 35	CA	30:40:37	2000
Spykerman, John, 36	CA	31:05:24	2001
Squires, John,	CA	32:38:44	1987
Stafford, Frederick, 39	WA	30:44:20	1996
Staudt, John-Mark, 26	AZ	21:56:18	1991
Stenzel, William, 26	CA	25:37:31	2000
Stephens, Mike, 41	CA	31:31:23	1999
Stephens, Mike, 43	CA	31:47:24	2001
Stephens, Mike, 45	CA	30:07:24	2003
Stephens, Mike, 45	CA	31:45:12	2005
Stephenson, Chris, 40	CA	26:46:30	2005
Steffmoller, Toni, 39	CA	27:58:11	1991
Stern, Howie, 31	CA	29:46:24	2001
Stern, Howie, 33	CA	29:43:12	2003
Stevenson, Jeff, 48	CA	27:40:21	1994
Stevenson, Jeff, 49	CA	31:04:48	1995
Stevenson, Jeff, 50	CA	29:35:45	1996
Stevenson, Jeff, 51	CA	31:36:01	1997
Stevenson, Jeff, 59	CA	31:09:24	2005
Stewart, Patrick, 35	CA	25:31:03	1997
Stofko, Paul, 24	AZ	31:16:16	2000
Strom, John, 45	NY	32:02:13	1987
Strom, John, 49	NY	31:36:55	1989
Su, Jeffery, 41	CA	32:37:18	2004
Sublett, Bill, 43	VA	31:31:24	2000
Sullivan, Scott, 39	CA	32:06:10	1998
Sullivan, Scott, 40	CA	31:13:32	1999
Sullivan, Scott, 41	CA	31:26:49	2000
Sullivan, Scott, 42	CA	29:14:12	2001
Sullivan, Scott, 44	CA	31:22:24	2003
Sullivan, Scott, 45	CA	32:14:24	2004
Sullivan, Scott, 46	CA	31:07:36	2005
Sundermeier, Ronda, 34	OR	31:59:36	2001
Sundermeier, Ronda, 37	OR	26:06:12	2004 Cougar
Surdyk, John,	IL	29:10:51	1987
Suter, Michael, 48	CA	29:11:44	1995
Suter, Michael, 50	CA	27:59:22	1997
Sutton, Dale, 46	CA	26:27:00	1986
Sutton, Dale, 47	CA	24:44:30	1987
Sutton, Dale, 56	CA	29:05:24	1995
Swatt, Martha, 33	WY	25:06:00	1995
Sybrowsky, Brandon, 22	UT	25:44:42	1993
Szarfinski, Joan, 53	CA	30:04:00	1992
Szekeresh, Bob, 46	CA	31:14:14	1993
Szekeresh, Bob, 50	CA	31:30:19	1997
T			
Takahashi, Kaoru, 32	NY	29:13:13	1999
Tanimoto, Herb, 45	CA	29:59:34	1994
Tanzer, Herb, 38	CA	23:51:02	1990
Tavernini, Robert, 33	TX	30:49:39	2000 W4,LGR6
Taylor, Dana, 33	CA	22:29:28	1994
Taylor, Doug, 47	NJ	29:31:34	1990
Teal, Steve, 38	CA	30:52:36	2003
Teichert, Jurgen, 32	GER	29:11:18	2000
Thibeault, Gene, 49	CA	24:32:14	1995
Thibeault, Suzi, 42	CA	31:12:28	1989 W4


Thomas, Michael, 33	CO	29:28:54	1995
Thomas, Michael, 35	CO	29:21:40	1997
Thomas, Robert, 37	CA	29:10:35	1993
Thomas, Tracy, 38	CA	32:04:45	1999
Thomas, Tracy, 39	CA	29:21:57	2000
Thompson, Jeff, 38	CA	28:38:08	1989
Thompson, Jeff, 39	CA	23:29:54	1990
Thornley, Craig, 39	OR	22:31:18	2003
Tincher, Jeffrey, 37	IN	31:28:12	1993
Tinker, Nancy, 35	CA	27:09:17	1989
Tinker, Nancy, 40	CA	25:44:48	1991
Tinker, Nancy, 42	CA	26:17:59	1993
Torrence, Ian, 25	NV	20:40:37	1997
Torrence, Ian, 26	NV	20:52:21	1998
Torrence, Ian, 27	NV	20:26:19	1999 Buck-10pt
Torrence, Ian, 31	NV	23:41:12	2004
Torres, Carlos, 20	MEX	21:47:24	2005 Ram's Head
Trafecanty, Denis, 53	CA	23:37:09	1996
Trafecanty, Denis, 54	CA	24:52:48	1997 Buffalo
Trafecanty, Denis, 58	CA	25:58:18	2001
Trafecanty, Denis, 60	CA	26:45:12	2003
Trahern, Eugene, 36	WA	30:39:50	1999
Trahern, Eugene, 42	OR	31:47:36	2005
Trevino, Mike, 25	CA	25:36:37	2000
Tucker, Donald, 32	UT	25:16:14	1989
Tufts, Dick, 45	CA	29:19:35	1989
Tufts, Richard, 42	CA	29:55:00	1986
Tufts, Richard, 43	CA	28:30:24	1987
Tuller, Robert, 26	CA	32:11:55	1990
Tuller, Robert, 31	NY	30:50:36	1995
Tuller, Robert, 35	NY	29:55:36	1999 W4, LGR6
Turner, David, 30	CA	32:12:46	1991
Turner, David, 33	CA	27:25:31	1994
Turon, Michael, 51	CA	30:56:24	1998
Turon, Michael, 52	CA	31:03:00	1999
U			
U'Ren, Jim, 35	CA	29:00:22	1988
Uher, Will, 53	CA	30:26:09	1999
Ulloa, Bob, 45	CA	29:10:42	1994
Ulloa, Bob, 47	CA	26:48:33	1996
Ulloa, Bob, 48	CA	30:36:26	1997
Ulloa, Bob, 50	CA	30:58:58	1999
Ulloa, Bob, 51	CA	27:07:07	2000
Ulloa, Bob, 52	CA	31:34:24	2001
Ulrich, Marshall, 38	CO	22:22:14	1989 LGR6
Urioste, Joanne, 43	NV	27:22:40	1995 Rhino
Urioste, Joanne, 44	NV	29:39:27	1996
Urioste, Joanne, 46	NV	28:06:51	1994
V			
Val Verde, Al, 39	CA	25:58:11	1997
Val Verde, Al, 40	CA	21:06:09	1998 Rhino
Val Verde, Al, 42	CA	23:24:32	2000
Van Hoome, Rick,	CA	31:52:43	1987
Van Wicklin, David, 51	CA	27:07:12	2003
Vance, Fred, 39	CO	28:28:47	1991
Vance, Fred, 43	CA	26:54:20	1995
Vance, Fred, 44	CA	28:39:00	1996
Vandenburg, Larry, 46	WA	25:34:42	2000
Vander Stucken, Richard, 55	CA	28:27:23	1994
Vavrin, Michael, 24	CA	32:13:30	1997
Velasco, George, 40	CA	32:46:10	1993
Velasco, George, 41	CA	29:40:04	1994
Velasco, George, 42	CA	31:34:42	1995



Kelly Solverson, 2005



Stu Sherman, 2004




Jim O'Brien with Larry Gassan, 1996.

Velasco, George, 43	CA	29:25:52	1996	
Velasco, George, 44	CA	32:50:40	1997	
Velasco, George, 45	CA	31:31:46	1998	
Velasco, George, 46	CA	32:52:22	1999	
Velasco, George, 47	CA	32:42:03	2000	
Villeneuve, Raymond, 38	CDN	25:52:30	1992	
Villeneuve, Raymond, 39	CDN	32:39:16	1993	
Vitale, Leslie, 42	CA	26:39:08	1995	
Volkenand, Rob, 58	OR	30:46:38	1989	W4
Volkenand, Robert, 57	OR	25:21:16	1988	
Voltaggio, Sam, 49	TX	31:53:25	2000	
W				
Waddell, Tom, 48	CA	27:56:07	1994	
Wade, Brooks, 51	AK	31:04:46	1996	
Walczak, Paul, 40	NC	29:31:10	1996	
Walczak, Paul, 43	VA	31:36:39	1999	
Waldsmith, Gary, 50	CA	31:52:29	1991	
Wang, Gary, 27	CA	28:10:20	1995	
Ward, Ken, 44	OR	30:54:12	2001	
Warner, Roy, 31	CA	32:50:30	1990	
Washburn, Jeff, 49	MA	32:34:18	1999	LGR6
Webster, Larry, 56	WA	26:35:55	1989	
Weigt, Tom, 44	MN	32:07:09	1996	
Weigt, Tom, 48	MN	32:20:13	2000	
Weingaertner, Roger, 50	CA	30:10:56	1997	
Weiss, Austin, 30	CO	29:39:04	1993	
Weiss, Chrissy, 43	CA	27:53:06	2004	
Weiss, Xy, 44	CA	31:47:36	2005	
Weisshaar, Hans-Dieter, 59	GER	28:48:55	1999	Ram's Head
Weisshaar, Hans-Dieter, 60	GER	29:53:37	2000	LGR6
Weisshaar, Hans-Dieter, 65	GER	32:33:06	2005	
Welch, Kathy, 39	CA	27:44:40	1992	
Welker, Max, 50	WA	30:47:28	1992	
Werth, Dennis, 49	CO	27:54:21	1991	
Werth, Donald, 47	CO	30:15:48	1989	
West, Ralph,	CA	23:02:04	1987	
Westergaard, Danny, 31	CA	23:29:32	1990	

Westergaard, Danny, 35	CA	27:36:03	1994	
Westergaard, Danny, 36	CA	29:35:17	1995	
Westergaard, Danny, 45	CA	28:17:18	2004	
Westergaard, Danny, 46	CA	27:42:30	2005	
Whaley, Jim, 41	CA	29:30:10	1988	
White, Micah, 37	CA	23:52:09	2000	
White, Micah, 38	CA	22:48:24	2001	
White, Micah, 41	CA	27:03:06	2004	
Whiting, Floyd, 51	NV	31:17:13	1992	LGR5
Whyte, Pat, 41	CA	22:57:07	1989	
Wieneke, Mark, 54	CA	32:19:18	2005	
Wilde, Douglas, 39	CA	29:51:56	1992	
Willis, Scott, 27	CA	29:43:16	1989	
Wilkie, Jose, 30	KY	30:38:57	1993	
Wilkie, Jose, 33	KY	28:33:20	1996	
Wilkie, Jose, 36	KY	30:29:44	1999	
Williams, Dan, 52	CA	23:14:30	2001	
Williams, Dan, 54	CA	26:54:18	2003	
Williams, Don, 34	AZ	29:26:26	1999	
Williams, Glen, 26	CA	32:02:24	1987	
Williams, Glen, 28	CA	29:50:37	1989	
Williams, Jamie, 45	CA	23:51:57	1994	
Willis, Scott, 25	CA	31:52:07	1987	
Willis, Scott, 26	CA	31:38:07	1988	
Willis, Scott, 28	CA	30:53:57	1990	
Willis, Scott, 29	CA	27:59:15	1991	
Willis, Scott, 30	CA	30:38:37	1992	
Willis, Scott, 33	CA	29:24:38	1995	
Winter, Ted,	CA	27:44:08	1987	
Winter, Thomas, 39	CA	25:08:37	1987	
Winter, Thomas, 42	CA	23:23:09	1990	
Winter, Tom, 45	CA	22:54:40	1994	
Winters, Ted, 48	CA	26:09:00	1986	
Winton, Hal, 61	CA	30:12:32	1992	LGR5
Wood, Blake, 37	NM	22:50:38	1995	
Wood, Blake, 38	NM	23:36:16	1996	
Wood, Jeannie, 35	CA	31:56:00	1986	

Wood, Mark, 44	WI	32:04:16	2000	
Woods, Doug, 45	CA	28:14:30	1989	
Worswick, Jonathan, 34	CA	21:27:32	1997	
Wright, Gary, 37	WA	32:52:46	1988	
Wright, Gary, 39	WA	31:05:01	1990	
Wright, Gary, 41	WA	32:18:35	1992	LGR5
Wright, Gary, 43	WA	29:57:37	1994	
Wright, Gary, 44	WA	31:11:57	1995	
Wright, Gary, 46	WA	32:27:34	1997	
Wright, Gary, 47	WA	32:00:03	1998	
Wright, Gary, 49	WA	32:36:43	2000	
Wright, Phil, 46	CA	29:54:19	1990	
Wright, Phil, 47	CA	30:13:33	1991	
Wright, Phil, 48	CA	31:11:03	1992	
Wright, Phil, 55	CA	31:54:10	1999	
Wu, Julie, 29	CA	30:40:12	2003	
Y				
Yates, Carl, 64	CA	32:08:30	1991	
Yates, Carl, 67	CA	30:59:08	1994	
Young, J. R., 44	CA	32:21:00	2003	
Young, Wendy, 47	CA	32:00:24	2003	
Z				
Zaayer, Todd, 26	CA	29:11:11	1988	
Zagnoli, Lora, 38	CA	32:18:23	2000	
Zalokar, Fred, 29	NV	28:59:14	1989	
Zatorski, Jerry, 42	CA	29:46:36	2005	
Zicker, Gary, 40	NV	32:35:12	1991	
Zicker, Gary, 45	NV	32:14:54	1996	
Zicker, Gary, 46	NV	28:50:02	1997	
Zimmerman, Ross, 39	AZ	32:44:42	1992	
Zirbel, Glen, 59	CA	32:18:44	1990	
Zychowski, Stan, 43	CA	32:04:04	1991	
Zychowski, Stan, 44	CA	32:12:35	1992	
Zychowski, Stan, 46	CA	31:48:07	1994	
Zychowski, Stan, 48	WY	32:01:17	1996	
Zychowski, Stan, 52	CO	31:39:11	2000	°



George Evans, Ass't RD, Finish Line



Daddy's had it. Finish Line, 2005

10. AC100 Volunteers and Trail Building



Ricardo Ornelas reviewing the day's work on the Manzanita Bypass Trail, HwaJa Andrade in the background.

Hal Winton has been coordinating and leading trail-work episodes by empiric example for the last ten years. This is the magic and rapture of Manzanita Ridge. The flies were napping, hiding from cool overcast.

Manzanita Ridge Bypass Trail and the Wintercreek Trail

This year I put off the first work day to April 8 hoping for a few more participants and better weather, and I was rewarded with 11 strong runner/workers. Five ultra ladies showed up helping make the day a nice sociable time as well as a productive day for all of us. With influenza going around, a few couldn't make it such as my friend and strong supporter and most recent Assist. AC100 RD Gary Hilliard (of all people to be sick).

The original Manzanita Ridge Trail improvements had been plowed away twice as an emergency fire break, and was very hard to maintain with extreme steep sections. The 0.8-mile long Manzanita Ridge Bypass Trail section was finished in 1999, and it has been a priority to main-

tain it as well as the Wintercreek trail down to Hoegee's trail junction.

Nine of the volunteers cleaned and cleared the tread along the bypass trail. I had hoped to start building containment walls (fencing and posts) to control outside shoulder erosion mostly caused by errant mountain bikes but learned that an EA (Environmental Assessment) will have to be done first. Maybe next year.

Danny Westergaard, Scott Sullivan and I went on down the switchbacks to Hoegee's trail junction looking for trail damage and downed trees across the trail. Scott and Danny opened up several water bars above switchbacks and removed one long skinny tree at chest height across the trail.

The monster rains of 2005 took down the weaker rotted-out big trees in what we refer to as Big Tree Alley, which we removed before the 2005 AC100 race. So far no more have fallen across the Wintercreek trail in this area.

The heavy runoff last year raised Old Ned with the forest roads (Mt. Wilson toll road is still closed near the bottom above

Eaton Canyon), and the trail stream crossings (like Idlehour) big time, but the trails held up fairly well in general.


So our April trail crew did a great job on a very nice day in the San Gabriel Mountains.

Noteworthy pictures were taken at the attractive and popular Dave Trinkle Memorial Bench. The bench idea was Hal Chiasson's, with USFS approval. Gary Hilliard, old friend Craig McClurg, and others carried in the materials and helped install the bench.


Two of the workers came out to do the work to satisfy the WS100 requirement and one for the Wasatch 100 (where it all began) requirement to participate in those races, demonstrating the reciprocity of the requirement between 100-mile races.

The runners/workers this day were Mike Kogutek, Danny Westergaard, Kim Gimenez, Wendy Young, Marlow Barger, Hwaja Andrade, Linda Dewees, Bill Lawrence, Ricardo Ornelas, Chrissy Weiss and Scott Sullivan.

—Hal Winton



Meeting of the Minds: Hal Winton and Michael "Big Dog" Kogutek



Linda deWeese pausing.



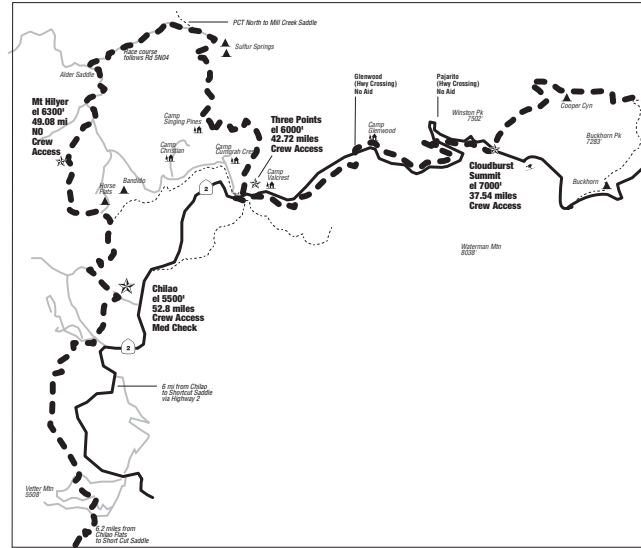
Chrissy Wei'ss heading towards the next job.



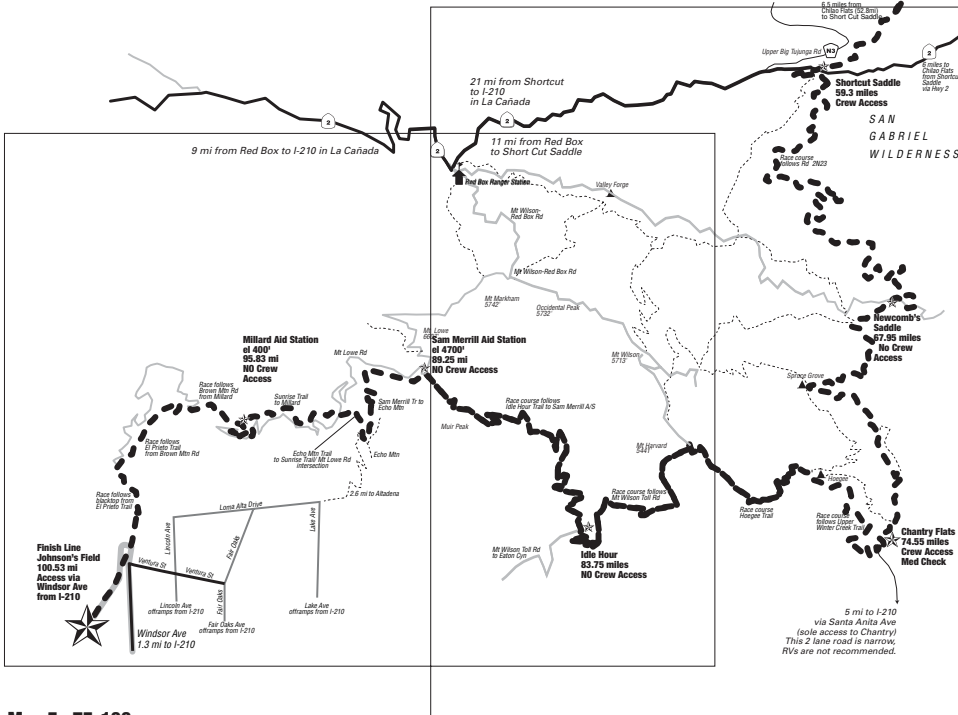
It looks easy now: Chrissy Weiss, Kim Gimenez, Scott Sullivan, Linda DeWeese, Dan Westergaard, Wendy Young and Bill Lawrence.

11. Course Maps

Race Course Overview Map



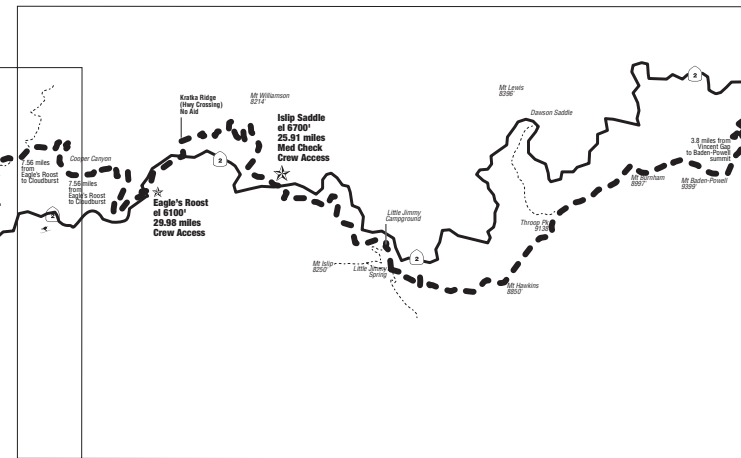
Map 3: Mile 30-52
Eagle's Roost to Chilio



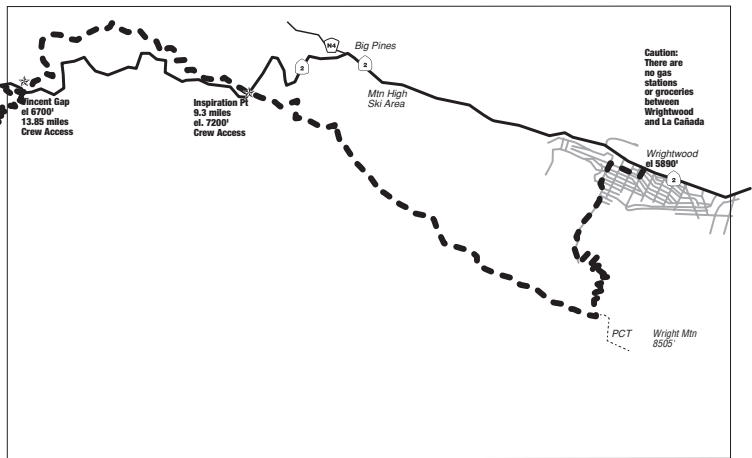
Map 5: 75-100
Chantry Flats
to Johnson Field

Map 4: Mile 59-75
Shortcut Saddle to Chantry Flats






**Map 2: Mile 14-30
Vincent Gap to Eagle's Roost**



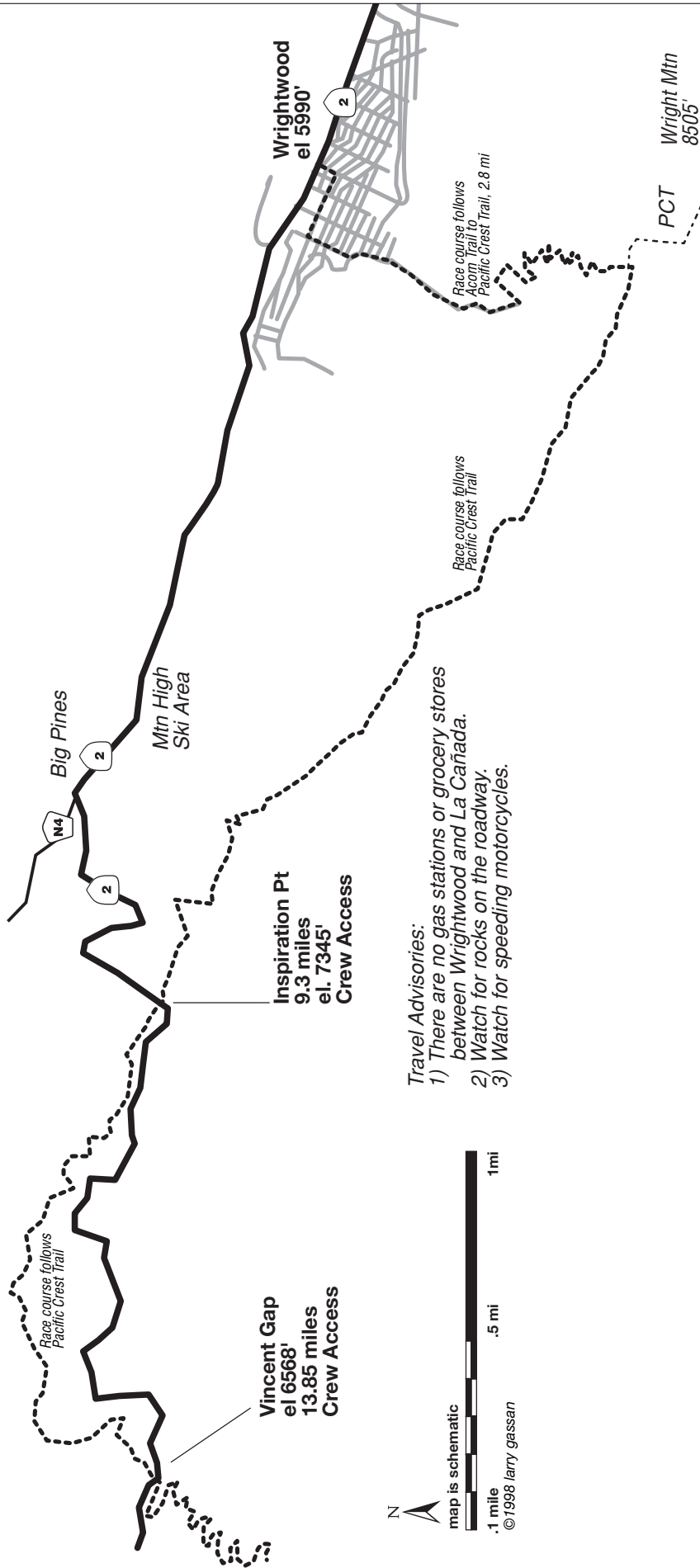
**Map 1: Mile 0-14
Wrightwood to Vincent Gap**

Highway 2 Distance Driving Chart (miles)

Wrightwood/Start to Lightning Ridge	9.00
Lightning Ridge to Vincent Gap	4.00
Vincent Gap to Islip Saddle	11.30
Islip Saddle to Kratka Ridge	1.70
Kratka Ridge to Eagle's Roost	0.90
Eagle's Roost to Cloudburst Summit	4.80
Cloudburst Summit to Pajarito	1.20
Pajarito to Glenwood	1.90
Glenwood to Three Points	1.50
Three Points to Chilao	2.30
Chilao to ShortCut Saddle	7.80
ShortCut Saddle to Mt Wilson Rd	5.30
Mt Wilson Rd to Angeles Forest Highway Jct	4.80
Angeles Forest Highway Junction to Highway 2/210 Junction in La Canada	9.00
Total mileage, one way	65.50



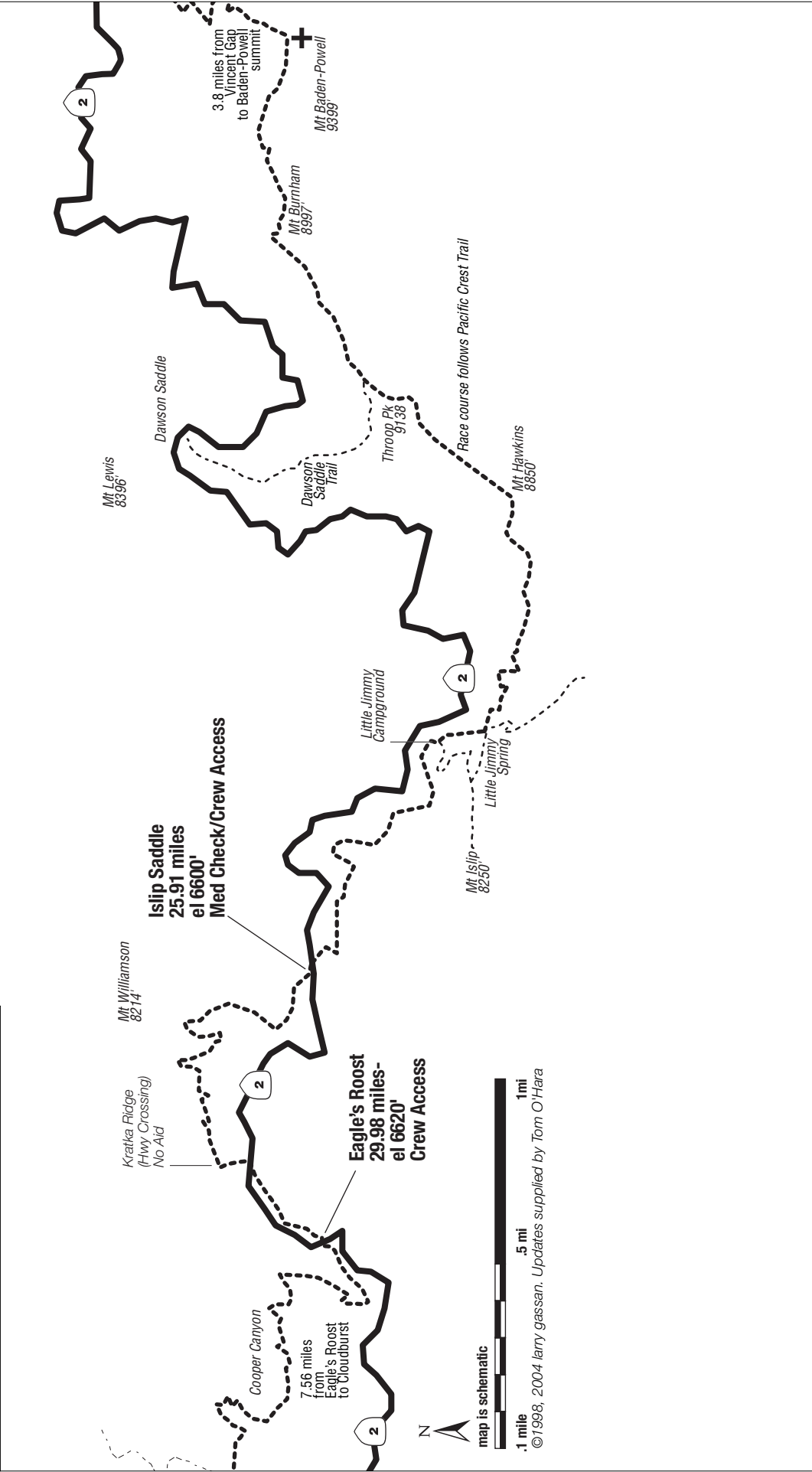
Mile 0 to 13.85
Start to Vincent Gap



Travel Advisories:
 1) There are no gas stations or grocery stores between Wrightwood and La Canada.
 2) Watch for rocks on the roadway.
 3) Watch for speeding motorcycles.

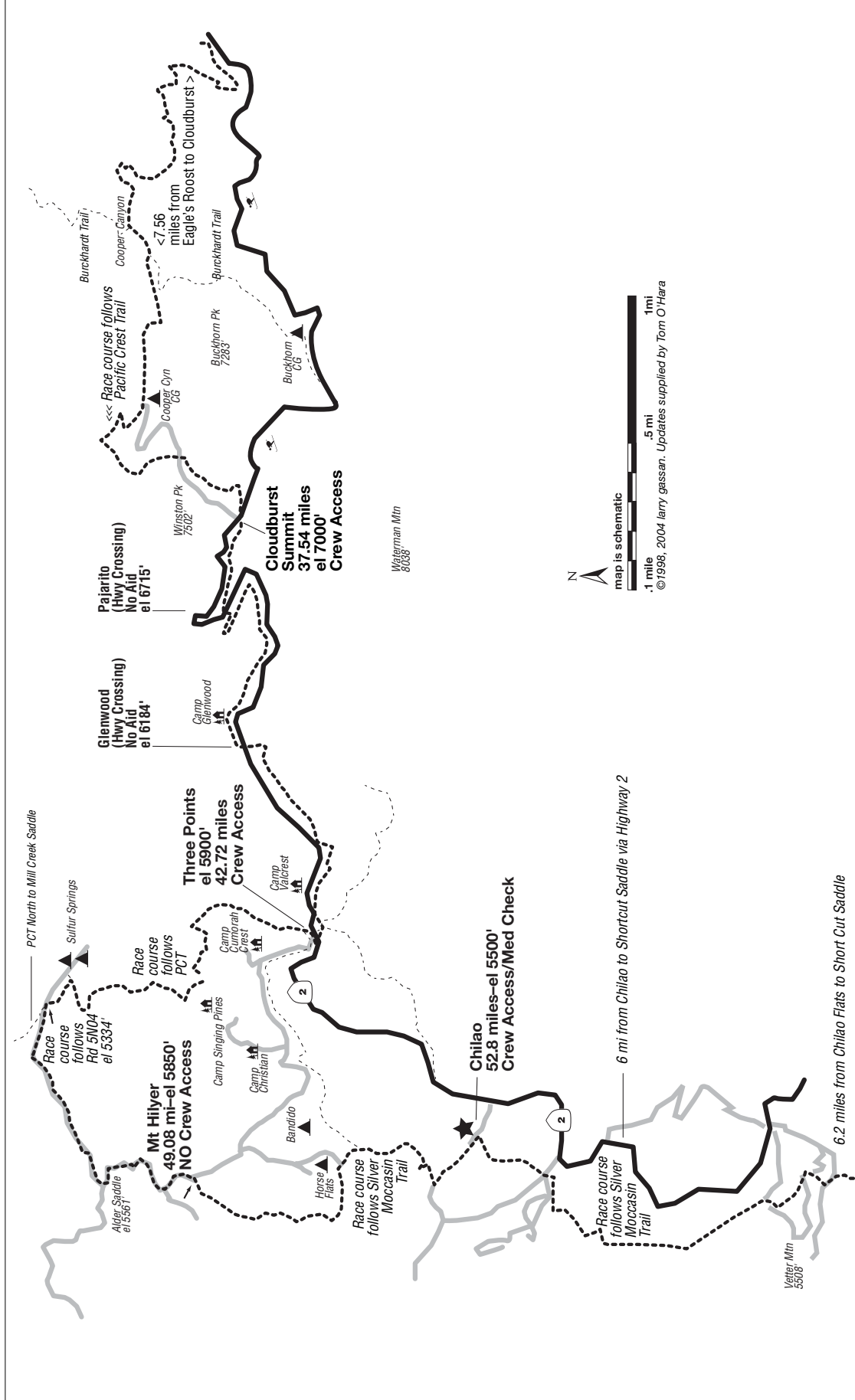
Checkpoint	DELTA	Distance	Drop Bag	Crew Access	O'Brien	Hian	Nielsen	Marshall	Fabian	Gustman	Scholz	Ward	Miksell	Cutoff
1. Wrightwood	0	0	NO	YES	5:00am	5:00am	5:00am	5:00am	5:00am	5:00am	5:00am	5:00am	5:00am	5:00am
2. Inspiration Point	9.3	9.3	NO	YES	6:33am	6:53am	6:41am	7:05am	6:57am	7:03am	7:10am	7:14am	7:24am	8:15am
3. Vincent Gap	4.5	13.85	YES	YES	7:12am	7:37am	7:16am	7:44am	7:43am	7:51am	8:05am	8:06am	8:25am	9:20am

Mile 14 - 29.98
 Vincent Gap to Eagle's Roost



Checkpoint	DELTA	Distance	Drop Bag	Crew Access	O'Brien	Hian	Nielsen	Marshall	Fabian	Gustman	Scholz	Ward	Miksell	Cutoff
3. Vincent Gap	4.5	13.85	YES	YES	17:35	18:39	19:07	22:01	23:55	25:55	27:43	30:54	32:51	33:00
4. Islip Saddle (Medical)	12.06	25.91	YES	YES	7:12am	9:51am	9:32am	10:13am	10:22am	10:46am	11:10am	11:04am	11:54am	1:05pm
5. Kratka Ridge (Hwy Cross)	3.23	29.05	NO	YES	-	-	-	-	-	-	-	-	-	-
6. Eagle's Roost	0.84	29.98	NO	YES	10:04am	10:41am	10:23am	11:10am	11:29am	11:49am	12:22pm	12:11pm	1:16pm	2:35pm

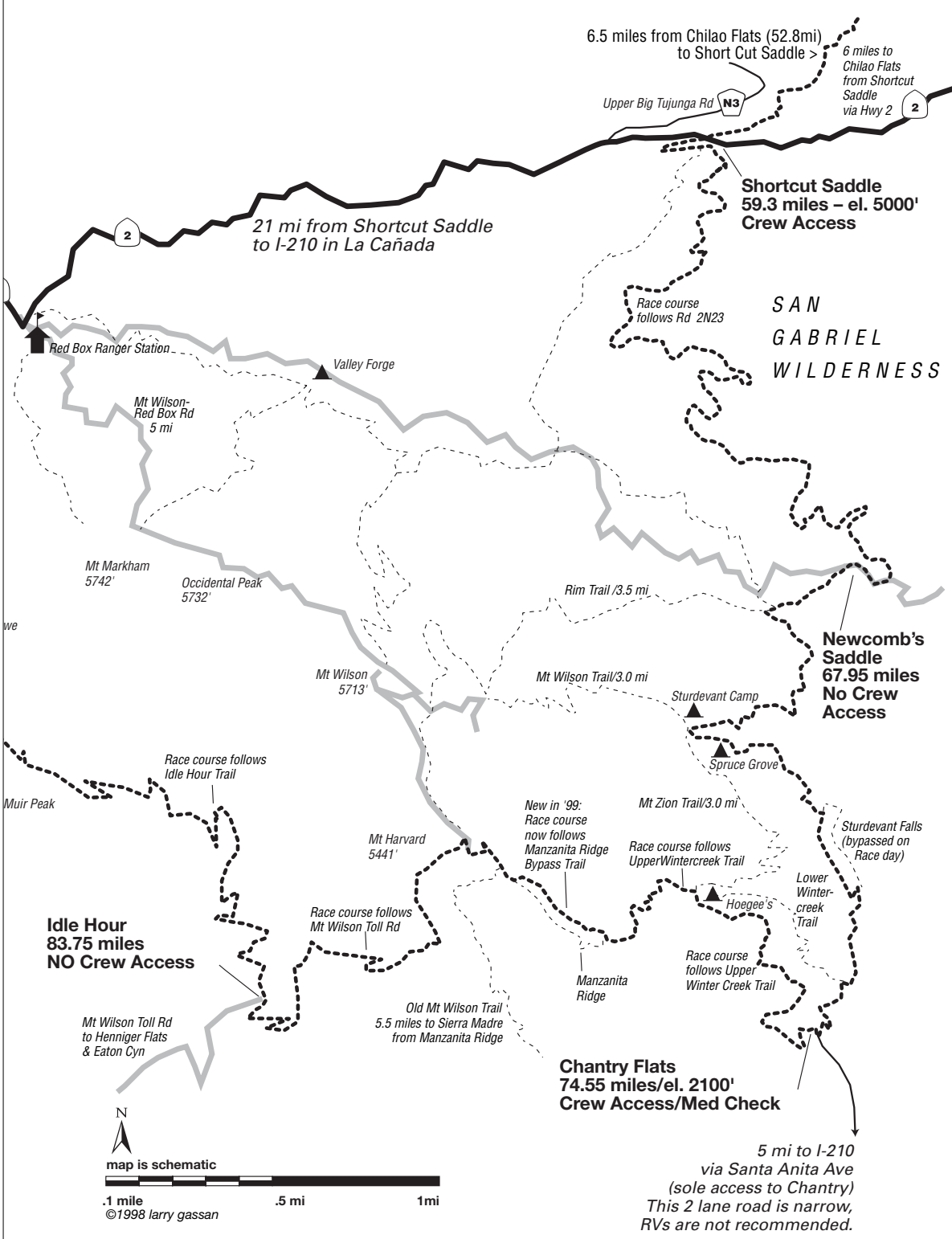
Mile 50 - 52
Eagle's Roost to Chilao Flats



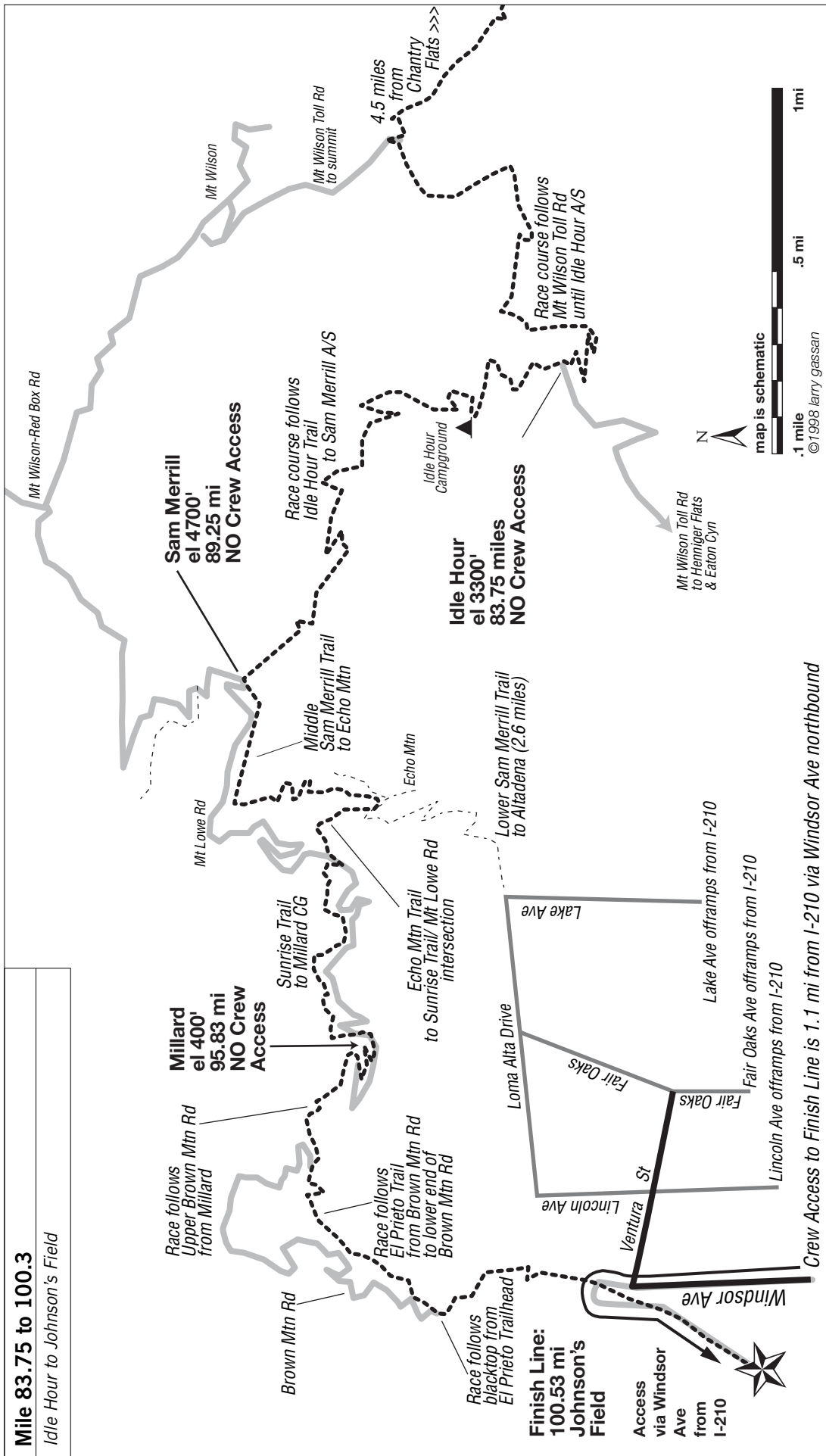
Checkpoint	DELTA	Distance	Drop Bag	Crew Access	O'Brien	Hian	Nielsen	Marshall	Marshall	Fabian	Gustman	Scholz	Ward	Miksell	Cutoff
6. Eagle's Roost	0.84	29.98	NO	YES	10:04am	10:41am	10:23am	11:10am	11:10am	11:29am	11:49am	12:22pm	12:11pm	1:16pm	2:35pm
7. Cloudburst Summit	7.56	37.54	YES	YES	11:12am	11:52am	11:55	12:53pm	12:53pm	1:19pm	1:39pm	2:25pm	2:11pm	3:46pm	4:30pm
10. Three Points	2.29	42.72	YES	YES	11:52am	12:33pm	12:41pm	1:24pm	1:24pm	2:23pm	2:33pm	3:38pm	3:20pm	5:32pm	6:00pm
11. Mt Hillyer	6.36	49.08	YES	NO	12:50pm	1:31pm	13:51pm	2:35pm	2:35pm	3:44pm	4:01pm	5:02pm	4:53pm	7:17pm	8:00pm
12. Chilao (Medical)	3.72	52.8	YES	YES	1:30pm	2:10pm	2:33pm	3:24pm	3:24pm	4:38pm	4:58pm	5:58pm	6:09pm	8:48pm	9:10pm

Mile 52- 83.75

Shortcut Saddle to Idle Hour



Checkpoint	DELTA	Distance	Drop Bag	Crew Access	O'Brien	Hian	Nielsen	Marshall	Fabian	Gustman	Scholz	Ward	Miksell	Cutoff
13. Shortcut Saddle	6.5	59.3	NO	YES	2:34pm	3:23pm	3:50pm	4:53pm	5:59pm	6:41pm	7:46pm	7:58pm	10:58pm	11:40pm
14. Newcomb's Saddle	8.65	67.95	YES	NO	3:52pm	4:49pm	5:29pm	6:38pm	7:53pm	8:52pm	10:15pm	10:47pm	1:47pm	3:00am
15. Chantry Flats (Medical)	6.6	74.55	YES	YES	4:59pm	6:01pm	6:40pm	8:14pm	9:55pm	10:48pm	12:18am	2:13am	4:40am	5:25am



Mile 83.75 to 100.3
Idle Hour to Johnson's Field

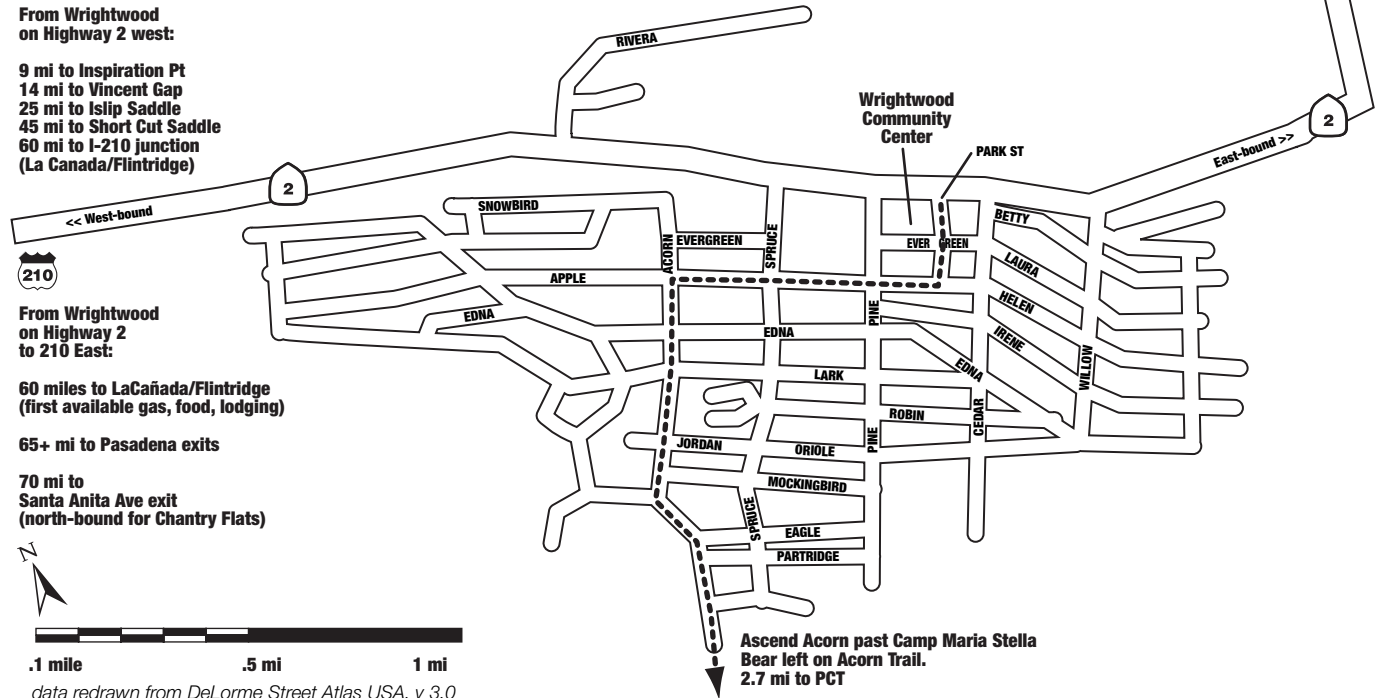
Checkpoint	DELTA	Distance	Drop Bag	Crew Access	O'Brien	Hian	Nielsen	Marshall	Fabian	Gustman	Scholz	Ward	Miksell	Cutoff
15. Chantry Flats (Medical)	6.6	74.55	YES	YES	17:35	18:39	19:07	22:01	23:55	25:55	27:43	30:54	32:51	33:00
16. Idlehour Trail	9:02	83.75	YES	NO	4:59pm	6:01pm	6:40pm	8:14pm	9:55pm	10:48pm	12:18am	2:13am	4:40am	5:25am
17. Sam Merrill Trail	5.5	89.25	YES	NO	6:59pm	8:05pm	8:43pm	10:47pm	12:32am	1:46am	3:34am	6:13am	8:23am	8:45am
18. Millard Campground	6.58	95.83	YES	NO	8:23pm	9:34pm	10:07pm	12:36am	2:22am	3:49am	5:48am	8:34am	10:45am	11:20am
19. Johnson's Field	4.7	100.53*	YES	YES	9:32pm	10:54pm	11:19pm	2:00am	4:01am	5:50am	7:40am	10:35am	12:38pm	1:20pm
					10:35pm	11:39pm	12:07am	3:01am	4:55am	6:55am	8:43am	11:54am	1:51pm	2:00pm

Wrightwood

Village & Starting Line

2
From Wrightwood on Highway 2 west:
 9 mi to Inspiration Pt
 14 mi to Vincent Gap
 25 mi to Islip Saddle
 45 mi to Short Cut Saddle
 60 mi to I-210 junction (La Canada/Flintridge)

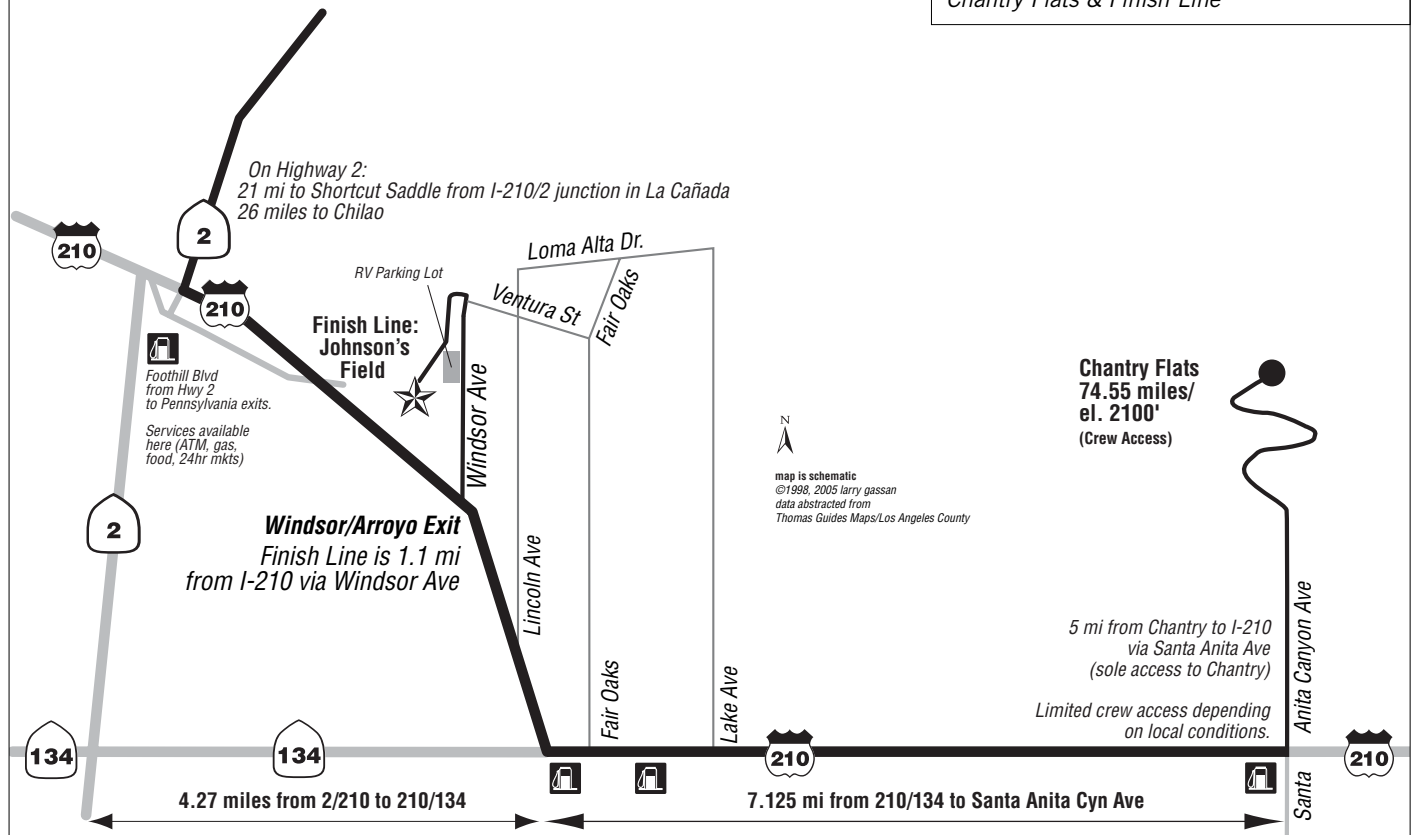
From Wrightwood on Highway 2 to 210 East:
 60 miles to LaCañada/Flintridge (first available gas, food, lodging)
 65+ mi to Pasadena exits
 70 mi to Santa Anita Ave exit (north-bound for Chantry Flats)



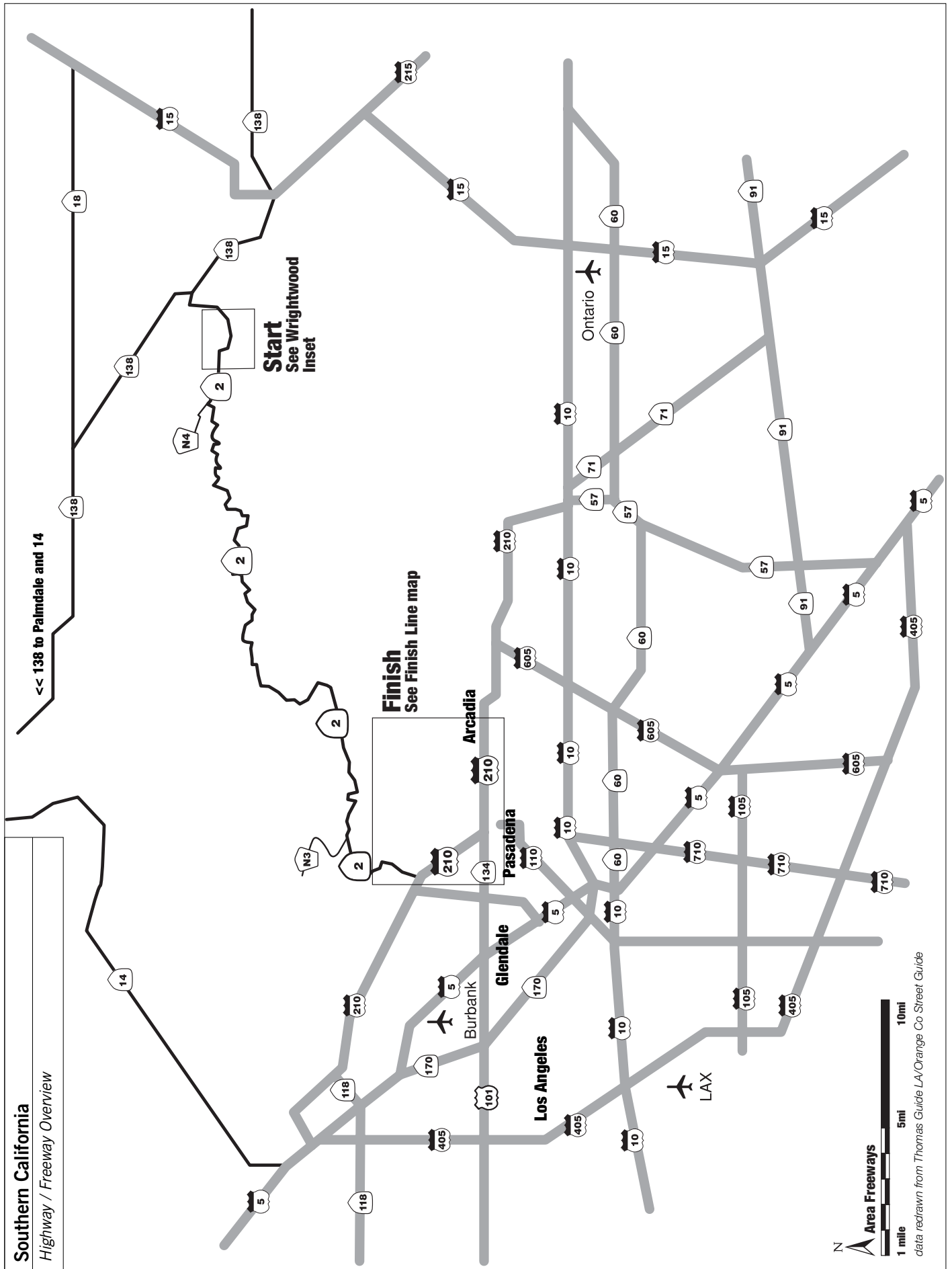
The Start at Wrightwood

Finish Line / Freeway Overview

Chantry Flats & Finish Line



From Shortcut to Chantry and the Finish



Southern California

Highway / Freeway Overview

N

Area Freeways

1 mile 5mi 10mi

data redrawn from Thomas Guide LA/Orange Co Street Guide

12. Lodging & Resource Index

Accommodations

Wrightwood

Wrightwood Chamber of Commerce
PO Box 416, Wrightwood, CA 92397
(760) 249-4320.

Canyon Creek Inn

6059 Pine St., Wrightwood, CA 92397
(760) 249-4800
www.canyoncreekinn.com

Mt View Motel

PO Box 458, 1098 Highway 2
Wrightwood, CA 92397.
(760) 249-3553.
9 units that sleep up to 5.

Pines Motel

6045 Pine, Wrightwood, CA 92397
(760) 249-9974.

Wrightwood Sales and Rental

PO Box 951, Wrightwood, CA 92397
(760) 249-3339.

Cajon Pass/Wrightwood adjacent

Best Western

Cajon Pass, approximately 5 miles east of
Wrightwood at I-15 and Highway 138.
1-806-BWCAJON

Victorville/Hesperia

Budget Inn

14153 Kentwood Blvd,
Victorville, CA 92392
(760) 241-8010

E-Z8 Motel

15401 Park Avenue East,
Victorville, CA 92392
(760) 241-7516

Economy Inn

15822 Mojave Drive, Victorville, CA 92394
(760) 241-0075

Green Tree Inn

14173 Green Tree Boulevard
Victorville, CA 92392
www.bestwestern.com/best.html
(760) 245-3461, fax: (760) 245-7745

Holiday Inn

15494 Palmdale Road
Victorville, CA 92392
(760) 245-6565, fax: (760) 245-6649

EconoLodge

11886 Mariposa Rd., Hesperia, CA 92345
(760) 949-1515

Super 8 Motel

Bear Valley & Mariposa
Hesperia, CA 92345
(760) 949-3231

Days Inn Suites

14865 Bear Valley
Hesperia, CA 92345
(760) 948-0600

Sunset Inns of America

15765 Mojave Drive
Victorville, CA 92394
(760) 243-2342

Travel Inn Motel

14998 7th Street
Victorville, CA 92392
(760) 245-8627

Victorville Apple Valley

16868 Stoddard Wells Road
Victorville, CA 92394
(760) 243-7700, fax: (760) 243-4432

Pasadena

Pasadena Convention & Visitor Center

Bureau (626) 795-9311.

Chamber of Commerce

117 East Colorado Boulevard
Pasadena, CA 91105
(626) 795-3355 fax: (626) 795-5603

Artists' Inn

1038 Magnolia Street
South Pasadena, CA 91030
(626) 799-5668

Bissell House

201 Orange Grove Avenue
South Pasadena, CA 91030
(626) 441-3535

Comfort Inn

400 S. Arroyo Pkwy
Pasadena, CA 91105.
(626) 405-0811 fax: (626) 796-0966
(3 miles from the Rose Bowl)

Doubletree Hotel

191 North Los Robles Avenue
Pasadena, CA 91101
(626) 792-2727
fax: (626) 304-0373

Hilton

150 South Los Robles Avenue
Pasadena, CA 91101
(626) 577-1000, fax: (626) 584-3148

Holiday Inn

303 Cordova Street
Pasadena, CA 91101
(626) 449-4000, fax: (626) 584-1390

Mira-Monte Hotel

127 South El Molino Avenue
Pasadena, CA 91101
(626) 796-2685

Pasadena Hotel Old Towne B & B

76 North Fair Oaks Avenue
Pasadena, CA 91103
(626) 568-8172

Pasadena Inn

400 South Arroyo Pkwy
Pasadena, CA 91105
(626) 795-8401, fax: (626) 577-2629

Ramada Inn

3500 East Colorado Boulevard
Pasadena, CA 91107
(626) 792-1363, fax: (626) 792-9213

Regal Inn Motel

3800 East Colorado Boulevard
Pasadena, CA 91107
(626) 449-4743

Ritz-Carlton Huntington Hotel

1401 South Oak Knoll Avenue
Pasadena, CA 91106
(626) 568-3900, fax: (626) 792-4192

Saga Motor Hotel

1633 East Colorado Boulevard
Pasadena, CA 91106
(626) 795-0431
fax: (626) 792-0559

Vagabond Inn (2 locations)

1203 East Colorado Boulevard
Pasadena, CA 91106
(626) 449-3170, fax: (626) 577-8873

2863 East Colorado Boulevard

Pasadena, CA 91107
(626) 449-3020

Glendale

American Motel

1541 East Colorado Street
Glendale, CA 91205
(818) 242-5572

Bell Motor Hotel

1130 East Colorado Street
Glendale, CA 91205
(818) 956-7179

Glendale (continued)**Best Western Inn**

123 West Colorado Street
Glendale, CA 91204
www.bestwestern.com/best.html
(818) 247-0111, fax: (818) 545-9393

Chariot Inn Motel

1118 East Colorado Street
Glendale, CA 91205
(818) 507-9600

Days Inn

450 Pioneer Drive
Glendale, CA 91203
(818) 956-0202
fax: (818) 502-0843

Doubletree Hotel

100 West Glenoaks Boulevard
Glendale, CA 91202
(818) 956-5466
fax: (818) 551-4088

Econo Lodge

1437 East Colorado Street
Glendale, CA 91205
(818) 246-8367

El Rio Motel

1515 East Colorado Street
Glendale, CA 91205
(818) 243-3157

Glendale Motel

1523 East Colorado Street
Glendale, CA 91205
(818) 243-7126

Manhattan Motel

1523 East Colorado Street
Glendale, CA 91205
(818) 244-8195

Maryland Hotel

202 East Wilson Avenue
Glendale, CA 91206
(818) 241-3121

May-Lane Motel

2413 Foothill Boulevard
La Crescenta, CA 91214
(818) 248-1294

Rodeway Inn

200 West Colorado Street
Glendale, CA 91204
(818) 246-7331

Vagabond Inns

120 West Colorado Street
Glendale, CA 91204
(818) 240-1700
fax: (818) 548-8428

Note: Numbers current as of 2006, and were drawn from GTE Online Yellow Pages.

Map & Book References:

The following maps were used as primary references for the maps in the Race Book.

Trail Map of the Angeles Front Country, Trail Map of the Angeles High Country

Both by Tom Harrison, and are used by USFS and NPS rangers. Simply the best available. <www.tomharrisonmaps.com.>

Los Angeles County Street Guide & Directory. Thomas Bros. Maps. The one guide you'll ever need for LA County.**Other Reference Books:**

Trails of the Angeles: 100 Hikes in the San Gabriels by John W. Robinson
Colorful text, useless maps.

The Control of Nature, John McPhee.
Anthology of three brilliant essays, the final one illuminating the business of flood control, geology, and firefighting here in the San Gabriels.

Los Angeles: City of Four Ecologies


Rayner Banham. The iconoclastic granddaddy of looking at Los Angeles, and liking it.

AC100 Race Photos Wanted...

Send your own AC100-race photos to Larry Gassan for inclusion in future RaceBooks. Please caption each photo with who, when, & where.

... and text & caption corrections

Send all corrections to Larry Gassan at <L_Gassan@beachnet.com.>

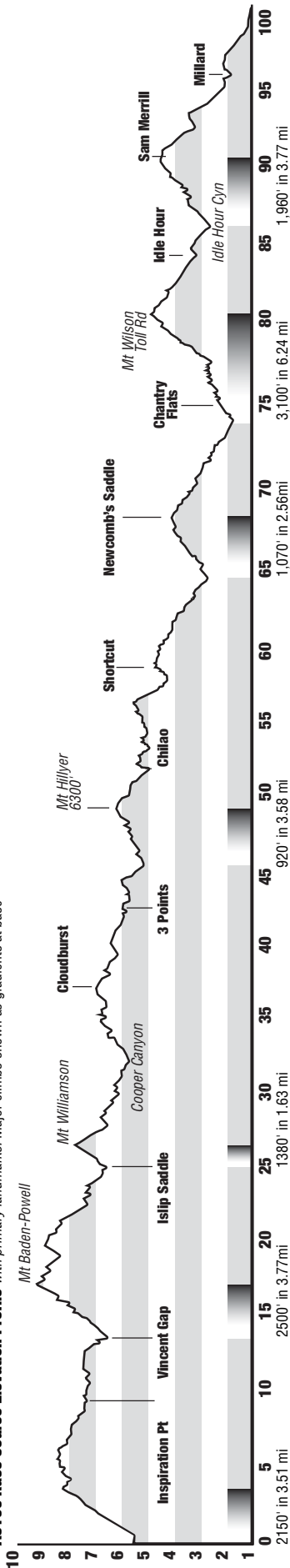


Heading into Islip, 2005.




Deb Clem irons out the kinks for a lucky finisher.

AC100 Race Course Elevation Profile with primary landmarks. Major climbs shown as gradients at base



Checkpoint	DELTA	Distance	Drop	Bag	Crew Access	O'Brien	Hian	Nielsen	Marshall	Fabian	Gustman	Scholz	Ward	Miksell	Cutoff
1. Wrightwood	0	0	NO	NO	YES	5:00am	5:00am	5:00am	5:00am	5:00am	5:00am	5:00am	5:00am	5:00am	5:00am
2. Inspiration Point	9.3	9.3	NO	NO	YES	6:33am	6:53am	6:41am	7:05am	6:57am	7:03am	7:10am	7:14am	7:24am	8:15am
3. Vincent Gap	4.5	13.85	YES	YES	YES	7:12am	7:37am	7:16am	7:44am	7:43am	7:51am	8:05am	8:06am	8:25am	9:20am
4. Islip Saddle (Medical)	12.06	25.91	YES	YES	YES	9:21am	9:51am	9:32am	10:13am	10:22am	10:46am	11:10am	11:04am	11:54am	1:05pm
5. Kratka Ridge (Hwy Cross)	3.23	29.05	NO	YES	YES	-	-	-	-	-	-	-	-	-	-
6. Eagle's Roost	0.84	29.98	NO	YES	YES	10:04am	10:41am	10:23am	11:10am	11:29am	11:49am	12:22pm	12:11pm	1:16pm	2:35pm
7. Cloudburst Summit	7.56	37.54	YES	YES	YES	11:12am	11:52am	11:55	12:53pm	1:19pm	1:39pm	2:25pm	2:11pm	3:46pm	4:30pm
8. Pajarito (Hwy Cross)	0.83	38.37	NO	YES	YES	-	-	-	-	-	-	-	-	-	-
9. Glenwood (Hwy Cross)	2.06	40.4	NO	YES	YES	-	-	-	-	-	-	-	-	-	-
10. Three Points	2.29	42.72	YES	YES	YES	11:52am	12:33pm	12:41pm	1:24pm	2:23pm	2:33pm	3:38pm	3:20pm	5:32pm	6:00pm
11. Mt Hillyer	6.36	49.08	YES	NO	YES	12:50pm	1:31pm	13:51pm	2:35pm	3:44pm	4:01pm	5:02pm	4:53pm	7:17pm	8:00pm
12. Chialo (Medical)	3.72	52.8	YES	YES	YES	1:30pm	2:10pm	2:33pm	3:24pm	4:38pm	4:58pm	5:58pm	6:09pm	8:48pm	9:10pm
13. Shortcut Saddle	6.5	59.3	NO	YES	YES	2:34pm	3:23pm	3:50pm	4:53pm	5:59pm	6:41pm	7:46pm	7:58pm	10:58pm	11:40pm
14. Newcomb's Saddle	8.65	67.95	YES	NO	YES	3:52pm	4:49pm	5:29pm	6:38pm	7:53pm	8:52pm	10:15pm	10:47pm	1:47pm	3:00am
15. Chantry Flats (Medical)	6.6	74.55	YES	YES	YES	4:59pm	6:01pm	6:40pm	8:14pm	9:55pm	10:48pm	12:18am	2:13am	4:40am	5:25am
16. Idlehour Trail	9.02	83.75	YES	NO	YES	6:59pm	8:05pm	8:43pm	10:47pm	12:32am	1:46am	3:34am	6:13am	8:23am	8:45am
17. Sam Merrill Trail	5.5	89.25	YES	NO	YES	8:23pm	9:34pm	10:07pm	12:36am	2:22am	3:49am	5:48am	8:34am	10:45am	11:20am
18. Millard Campground	6.58	95.83	YES	NO	YES	9:32pm	10:54pm	11:19pm	2:00am	4:01am	5:50am	7:40am	10:35am	12:38pm	1:20pm
19. Johnson's Field	4.7	100.53*	YES	YES	YES	10:35pm	11:39pm	12:07am	3:01am	4:55am	6:55am	8:43am	11:54am	1:51pm	2:00pm



Robert Andrusis, the final 2005 finisher.

This race is made possible through the generous assistance of our sponsors:



The Angeles Crest 100 Mile Endurance Run, Inc. • 370 West Colorado Street, Arcadia, California 91007 • (626) 627-1871 • ken1@ac100.com • www.ac100.com



The Angeles Crest 100 is a charter member of the SoCal Ultra Series • <http://www.socalultraseries.org/>
 Facebook designed & produced by Larry Gassan Art Direction • <http://LarryGassan.com> • L_Gassan@beachnet.com