


THE 21ST ANNUAL
Angeles Crest
100-Mile Endurance Run
Sept 15-16 2007

20 & 20
JUSSI & GARY
1986
20 Finishes
20 Years
2006



UCLA Department of Astronomy
Sep 01 02 16:55:56



2002: The Curve Fire as seen from Mt Wilson, 16 miles west of the blaze.

Invitation

The San Gabriel back country retains much of the natural beauty, if not the primitive wilderness of yesteryear, thanks largely to the foresight and capable supervision of the U. S. Forest Service and hundreds of volunteers. Picnic areas and campgrounds have been constructed with a minimum displacement of the natural setting.

The 490 miles of trails throughout the forest are well marked. Time, increasing use, epic weather, and funding cutbacks have taken their toll.

The Angeles Crest 100 Trail Volunteers have joined in efforts to restore and renew trails in the Angeles National Forest. Without the efforts of these volunteers and hundreds others like them, the trails that make this race would cease to exist.

Those desiring to see much of this primitive wilderness in a single day are invited to participate in the Angeles Crest 100 Mile Endurance Run.

We are proud to host the 21st Annual Angeles Crest 100 for the fine men and women who have decided to compete in this year's event.

In coordinating an event of this size, problems or unanticipated situations may arise. The Race has developed cooperative and amicable relations with various State and Federal agencies (CalTrans, Dept of Fish & Wildlife, and the US Forest Service for example) which have enabled us to keep moving forward.

We ask your patience as we work towards improving our race every year.

Thank you for your support,

Ken Hamada, Race Director

Hal Winton, Co-Race Director

George Evans, Assistant Race Director

Editor's Notes

Southern California is a dynamic natural environment. We burned in 2002, we slid in 2005. The winter of 2004-2005 brought epic rainfall, with over 33" of rain in the Basin and some mountain locations getting over 70". **Long-term damage to Highway 2 is still in effect with the highway closure at Vincent Gap.**

Mudslides buried portions of the Chantry Flats Rd in 2005; breaking through guardrails, and washing out sections of roadbed. Those sections were rebuilt in time for the 2006 race.

Then fire: this what a fire looks like here in SoCal. In September 2002, two major fires ignited within eighteen days of each other. The first fire started fifteen miles south and east of the race start. The second fire, (shown to the left) started approximately twenty five miles west by southwest of Wrightwood, almost due south of the Islip Checkpoint. The combined destruction was over 160,000 acres, with numerous historic private and public structures lost forever.

On a happier note; the 2007 AC100 Race Book was created with the runner, pacer and crew in mind. The split charts are drawn from the '01 race. The record times of Jim O'Brien and Evelyn Marshall are reminders of what was accomplished on the older, longer course.


Maps were drawn from the Tom Harrison map series: *The Angeles Crest Front Range*, and *The Angeles Crest High Country*. They are the best reference sources available.

Every AC100 finisher is indexed by time and name, and are updated annually. Many of you will see yourselves in these lists. Some of you remember the years when you didn't finish. But you came back the next year and made it right.

This book is dedicated to you.

Yrs truly,

Larry Gassan
AC100 RaceBook Editor



Contents

1. Race Day Schedule	2
2. Rules and Procedures	4
3. Race Course Description	7
4. Race Day: Detour Map, Driving & Parking on the Course	14
5. Awards.	16
6. Race Team & Volunteers	22
7. Course Wildlife	24
8. Finishers by Rank	27
9. Finisher Index	40
10. AC100 Volunteers and Trail Building	48
11. Course Maps	50
12. Lodging and Resource Index	59

Photo Credits

Inside cover: UCLA Dept of Astronomy; 2: Lee Freeman; 6: Stan Wagon; 17-21: awards: Ken Hamada; 22: Montrose S&R; 23: courtesy of Bill Westphal, Dino Darling; 26: Lee Freeman; 29: Lee Freeman, Larry Gassan (2); 30: Lee Freeman; 32: Lee Freeman (L); 33: Lee Freeman (L); 34: Lee Freeman, Geri Kilgariff; 35: Lee Freeman (L); 36: Devy Rienstein (m); 38: Lee Freeman (m); 39: courtesy of Joanne Urioste (m); 40: courtesy of the Foothill Flyers (M); 41: Ben Jones (L); 47: Tina Walter (R); All other photos by Larry Gassan.

Above: On Mt Baden-Powell at dawn. Below: Garry Curry: 20 finishes, he's done! (2006).

1. Race Day Schedule



Off and running, 1993. Fred Shufflebarger (bib #1) sizes up the competition.

Race Weekend Weather

General weather conditions on Race Day have tended towards clear, breezy days in the 70's marked by cool nights in the low 50's. The '01 Race Day had higher than normal temperatures in the high 70's and the nights didn't drop below 65, with Sunday spiking up into the low 90's in Pasadena. Rain and drizzle are not unknown, as seen in 1999 from Shortcut to the finish.

Sunrise/Sunset

Begin civil twilight	6:12 a.m.
Sunrise	6:37 a.m.
Sunset	6:59 p.m.
End civil twilight	7:24 p.m.

Lunar Data

Moonset:	3:26 p.m. on preceding day
Moonrise	1:01 a.m.
Moon transit	8:39 a.m.
Moonset	4:11 p.m.
Moonrise:	2:02 a.m. on Sept 17

General Temperature Ranges

Wrightwood high & low: 40/75

Mt Wilson: 76°F/58°F

Records: 92°F (2000), 36°F (1965)

Pasadena high & low: 50/85

Records: 105°F (1939), 49°F (1941)

Weather Websites

Mt Wilson, CA:

www.weather.com/weather/local/USCA0742

Pasadena CA:

www.weather.com/weather/local/USCA0840

Race Weekend: Schedule of Events

Friday in Wrightwood

Wrightwood Community Building

9:00am - 12:00pm

- Medical checkup.
- Drop bag collection

Wrightwood Community Building

2:00 PM - 4:30 PM

- Welcome
- Medical Concerns
- USFS Concerns
- Search & Rescue Concerns
- Trail Briefing/Slide Presentation

6:00 PM

There will be a spaghetti dinner at 6pm at the Wrightwood Community Center. Sponsored by Snowline Royalty, an organization that is involved in the various Tri-Community pageant of queens and princesses.

The dinner is a fundraiser to help buy books for the Snowline Royalty's Reading Program. Various queens and princesses go to elementary school classrooms and read to children. A book is then present-

ed to each child in the classroom as a gift. The cost of the dinner is \$5 and is open to the public.

Saturday, Sept 15 in Wrightwood:

4:00 AM

Runner Check-in at the
Wrightwood Community Building

5:00 AM

Hal Winton presents the Invocation. Andy Morehead and the Wrightwood firefighters help start the race. Go!

Sunday, Sept 16 at Johnson's Field:

2:00 pm (sharp) Finish of race

2:30 pm - 5:00 pm

Picnic and Award Ceremony

The AC100 Race Rules And Procedures are designed for the safety and well-being of everyone involved in the race; including runners, pacers, crews, volunteers and spectators.

Failure to comply with these rules may result in disqualification of the runner.

On Persistence and Determination

"Press On — Nothing in the world can take the place of Persistence.

Talent will not; Nothing is more common than unsuccessful men with talent. Genius will not; unrewarded genius is almost a proverb. Education alone will not; The world is full of educated derelicts. Persistence and Determination alone has unlimited potential."

— Calvin Coolidge



Sue Johnston at Short Cut, getting the good word from Chris Scott, 2006


The Race is remarkably true to the original course laid out by Del Beaudoin in 1986.

Minor revisions have been made. In 1992 the Rose Bowl finish was permanently pre-empted by a Guns-N-Roses concert (remember them?) to its current Johnson Field location.

In '96, the last section of Cooper Canyon lost the "death-march" road section, and was replaced by a scenic trail section. A new .85 mile trail section overlooking Sulfur Springs replaced an asphalt grade. And in '99 the AC100 Trail Volunteers built the "Winton Bypass" below Manzanita Ridge on Mt. Wilson, replacing a 16% ridge-run.

Everything else is the same as it was for the first 37 finishers in 1986.

Go for it.



Kyle Huang claims his first buckle and a 4th-place finish, 2006

2. Rules And Procedures



Tom Nielsen, Cloudburst Summit, 1999

1) Runner Responsibilities

The runner is responsible for knowing all the rules.

2) Race Packet Pick-up

Only runners entered in the Race will be allowed to pick up their race packet. ID (i.e., drivers license) will be required. If you do not plan to run the race and want to have a friend pick up your race packet on Friday, please inform Race Management.

3) No "muling"

Runners must carry all of their own fluids, food, clothing and other supplies needed for use between checkpoints.

4) No unauthorized aid, caches or drops.

No one is allowed to cache, drop, or store supplies on the AC100 course before or during the Run. Runners are not allowed aid between checkpoints. Crews are forbidden to leave aid along the trail

during the run.

Runners whose crews and friends using the AC100 course and aid stations on race weekend for training runs will be disqualified.

5) No Course-Cutting

Runners must follow the marked course at all times. If the Runner departs from the marked course, the runner must return to the point of departure on foot before continuing. Cutting the course is grounds for immediate disqualification.

6) Checking In/ Checking Out

It is the Runner's responsibility to properly check in and check out of each checkpoint. Bib numbers must be clearly visible.

7) Pacers

Runners may be aided by a Pacer starting at the Chilao Checkpoint (mile 52). Only one Pacer will be allowed to accompany each Runner between each checkpoint.

Runners 60 and over will be allowed a pacer from the start in Wrightwood.

Aid will be available for both the Runner and the Pacer. Both runner and pacer must receive their aid at the designated checkpoints. However, if a shortage occurs, Runners have priority.

7a) If you want to pace

If you or your friends are available to pace a runner, please let the Chilao (52 miles), Short Cut (59.3 miles), or Chantry Flats (75 miles) Checkpoint Coordinator know. They will keep a list of available Pacers. Out-of-state Runners who have come the greatest distance have priority

8) Cutoff times

Cutoff times will be enforced at each Checkpoint by the Checkpoint Leaders. Their decisions are final, no exceptions. Cutoffs are listed at the back of this brochure. **If you are not clear about cut-offs, ASK!**

9) Highway Crossings

The main concern is safe movement of pedestrian and vehicle traffic. Vehicles have right of way at all times.

There will be a Run Official (flagman) at each highway-crossing checkpoint. The Runner is a pedestrian and must obey all Run Official directions; and all laws pertaining to highway pedestrian crossings.

10) If you decide to drop

If any Runner is unable to complete the Run, the Runner must notify a run official. The medical wristband (provided at the pre-race medical check in Wrightwood) must be surrendered. Upon surrendering the medical wristband, the runner is officially out of the race.

If Run Officials do not get the runner's medical wristband and the runner does not show up at the next checkpoint within a reasonable time, Run Officials will assume that the runner is lost and notify Search and Rescue. Leaving the race without informing a Run Official is grounds for disqualification.

11) If you get lost

If you get lost or injured, do not attempt to find your way cross country. **STAY ON THE TRAIL AND WAIT.** Wandering aimlessly, especially at night, will reduce your chances of being found.

12) Do Not Litter

Either carry your trash or leave it at checkpoints.

Support Crews and Other Issues

Support crews are not essential. There is adequate aid station support along the course with water, electrolyte replacement fluids, food and medical aid. In addition, drop bags are allowed at all major checkpoints (see Checkpoint Table, Inside Back Cover).

If you do have a crew, please note:

- Many checkpoints are close to the Angeles Crest Highway (Hwy 2). Whether on foot or in vehicles, crews must not impede highway traffic.
- Crews should carpool when possible to prevent traffic problems.
- Crews must comply with Run Officials directing traffic. Those who don't could get their runner disqualified.
- Only support crew vehicles are allowed in congested parking areas.
- Crews are NOT allowed at checkpoints marked "NO" in the crew column of the AC100 Checkpoint Table.
- No dogs allowed at any checkpoints or on the course.

Checkpoints Closed to Crews

Mt. Hillyer will be closed to support crews. Absolutely no support vehicles allowed on the road to Hillyer!

Chantry Flats is the last crew access point over the final 25 miles of the course

Newcomb's Saddle, Idlehour Trail, Sam Merrill Trail, and Millard Campground are closed to crew access. Use drop bags for flashlights, batteries and warm clothing.

Drop Bags

We urge runners to take advantage of this service. Besides ensuring you get what you need when you need it, using drop bags instead of crews helps minimize highway traffic.

Drop bags will be collected on Friday morning in front of the Wrightwood Community Building. Indicate your name, run number, and checkpoint on each Drop Bag. Be sure that all bags are securely tied and labeled.

Mt. Hillyer Trail, Newcomb's Pass, Idlehour Trail, Sam Merrill Trail, and Millard Campground Checkpoints are closed to crews but do have drop bag service. Newcomb's Pass, Idlehour and Sam Merrill get cool at night. Warm clothing may be needed for these sections.

All drop bags will be returned to the Finish area. Don't bring your favorite t-shirt or expensive clothing. Drop bags can get lost.

No Shuttle Service

There is no shuttle service to bring runners back to Wrightwood. Runners are responsible for making their own arrangements.

Trail Marking

Trails are marked with yellow surveyor ribbon and biodegradable powder. Night sections are marked by fluorescent surveyor ribbon and glow-sticks. Biodegradable powder will be used to mark the trail near campgrounds, since campers have been known to remove ribbons and glowsticks. Checkpoint Coordinators know about problem areas and will re-mark the trail as necessary.

EMTs and the Volunteer Medical Team

The race is staffed by an all-volunteer medical team, led by the Medical Director H. E. West.

HAM Radio Communication

"HAM" radio operators will be tracking runners' progress at each checkpoint. Arrival, departure, and drop information will be distributed among checkpoints and to a database at the finish area using integrated radio communications and computers. This system not only makes it possible to locate runners' positions throughout the race, it also facilitates emergency response.

Medical Concerns: Dehydration

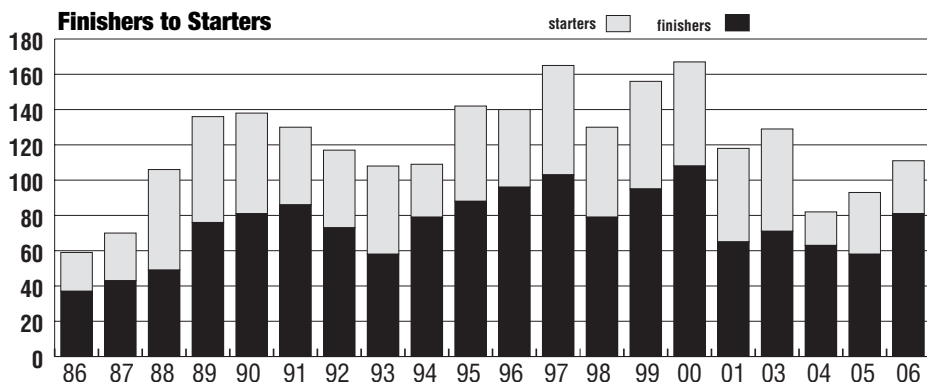
Dehydration is the most common medical problem for endurance runners. To monitor dehydration, runners will be weighed at major medical checkpoints. Weights will be compared to the baseline weight on the runner's medical band.

Weight Loss

- If the weight is 3% below baseline, the runner will be asked to drink more.
- If the weight is more than 5% below baseline, increased fluid intake will be strongly advised. The runner will be reweighed before leaving the checkpoint. It is the runner's decision to continue the race as long as they are within the cutoff.

Hypothermia


Hypothermia could be a problem near Mt. Baden-Powell. Wear adequate clothing for the climb. Checkpoints before and after Mt. Baden-Powell (Vincent Gap and Islip Saddle) have crew access and drop bag service. Leave excess clothing with your crew, or in your drop bag that will be returned to the Finish Area.



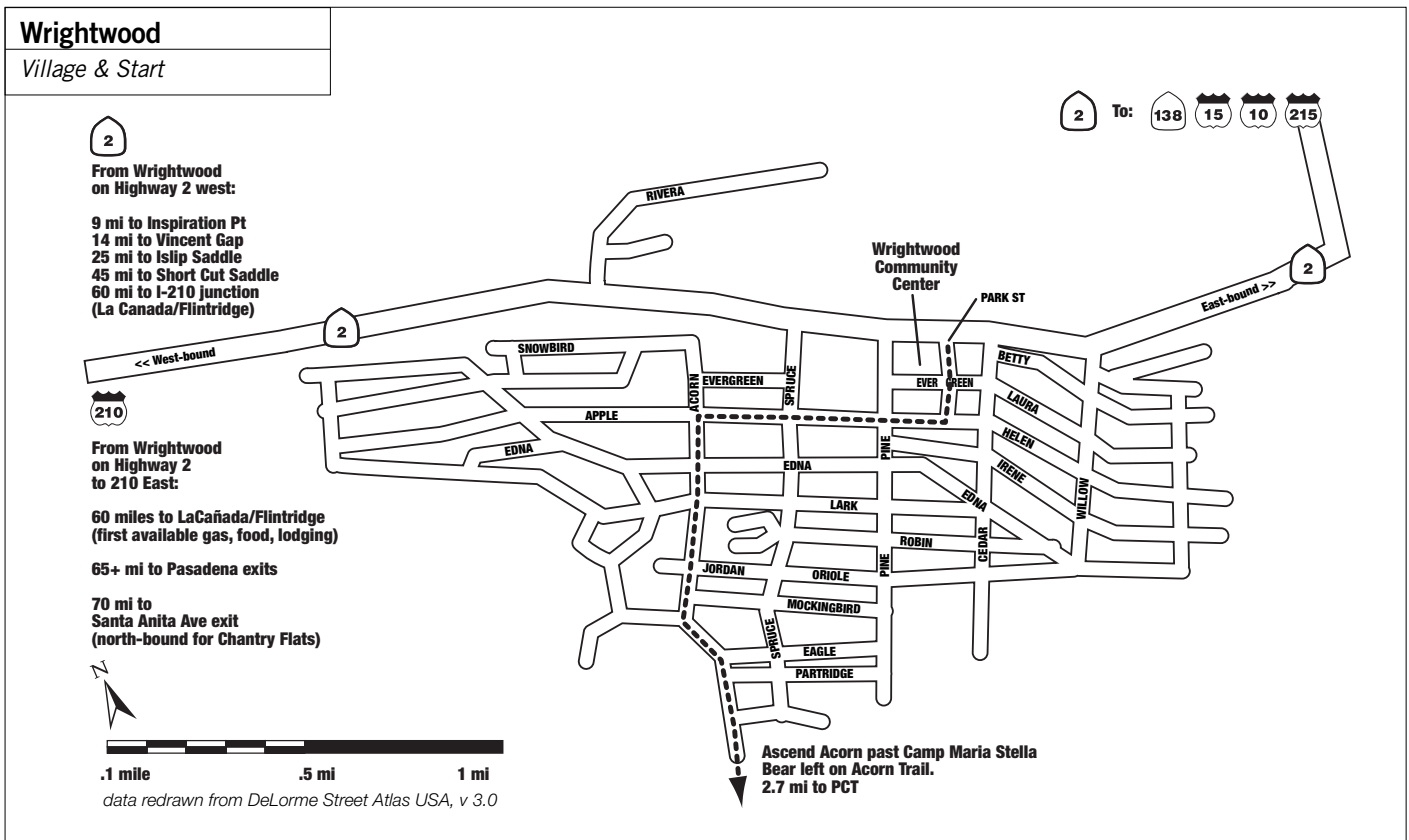
Profile of Finishers to Starters: 1986-2006

Race Distances	
1986-91	101.99
1992	101.35
1993, 94	101.08
1995	100.90
1996 & 1997	100.53
1998 on	100.5

Distances over the history of the race.



Jim O'Brien on his way to a course record of 17:35:48 in 1989. Photo by Stan Wagon



Wrightwood Detail Map

Trail Descriptions

The following trail descriptions are designed to acquaint the racer and their crew with the AC100 Race Course. Certain areas that are accessible on training runs will not be available to crews on Race Day. Please make note of this.

Map Sources

The maps used in this book are simplified schematics from The Harrison Maps; *Angeles Crest: The High Country* and *Angeles Crest: The Front Range*.

Street and arterial maps are drawn from the *Thomas Guide/LA County*, which is indispensable for navigation in the Los Angeles Basin.

Harrison Maps are available at local outdoor outfitters, and direct. The Thomas Guides are widely available in bookstores and supermarkets.

Wrightwood

The mountain resort community of Wrightwood serves as the starting line and home base for pre-race activities for the Angeles Crest 100. Located in picturesque

Swartout Canyon at 6,000 ft. on the north slope of the rugged San Gabriel Mountains, Wrightwood contains many interesting shops and excellent restaurants. The town has also always been a friendly rest stop for weary Pacific Crest Trail hikers.

The Pacific Crest Trail (PCT) is a National Scenic Trail extending 2,568 miles from Mexico to Canada. The Angeles Forest segment of the PCT extends 170 miles northwest from Wright Mountain above Wrightwood to a point south of Highway 58.

Acorn Trail to the Pacific Crest Trail

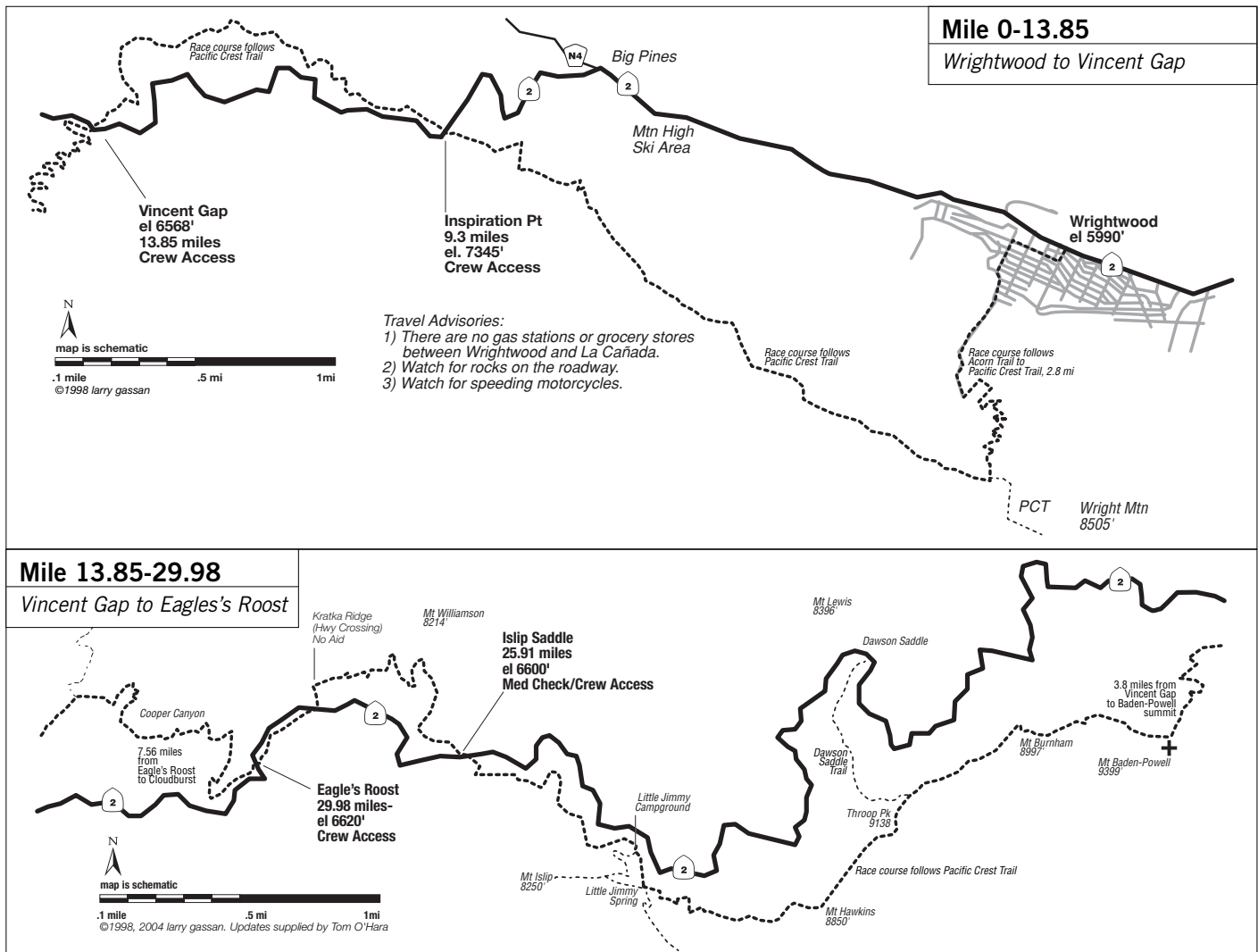
The AC100 Trail leaves Wrightwood via Acorn Street, ascending a steep grade, past the MariaStella camp to the left. At road's end, the Acorn Trail is a left turn, where it begins its switchback ascent 2.8 miles up to the Pacific Crest Trail.

At the PCT junction, the Race-course turns right on the PCT. From here the runner is treated to a panorama of Mt Baldy (10,760') on the left to Mt Baden-Powell

(9,400') to the right. The trail stays mainly on the Blue Ridge, skirting the Mountain High Ski Areas, until it descends to the notch at Lightning Ridge's Inspiration Point. The first aid-station of the race is set up in the large parking lot.

The runner leaves the parking lot on the PCT trail, and soon passes the Grassy Hollow NFS Visitor Center. Water can usually be found there. Keeping to the trails marked with the white steel posts and the PCT badge, Vincent Gap is 4.5 miles west after Lightning Ridge. Vincent Gap is a PCT Trail head, with a large parking lot and adjacent toilet.

A special feature of the AC100 segment of the PCT is the trail that climbs from Vincent Gap (mile 13) to Mt. Baden-Powell (9,399 feet), the second-highest peak in the San Gabriel Mountains. The trail up Mt. Baden-Powell climbs 2,800 feet in 3.6 miles over 41 switchbacks to a saddle 100 feet below the peak.



Upper map: Wrightwood to Vincent Gap. Lower map: Vincent Gap to Eagle's Roost

One half mile from the 9,000' summit are the first scattering of ancient Limber Pines. Up to 2,000 years old, these trees were identified in 1962 by Angeles National Forest Supervisor Sim Jarvi. Only the great Sequoias and Bristlecone pines are known to be older.

The bottom of the East Fork of the San Gabriel River may be seen more than a mile below the summit of Mt. Baden-Powell. Across this rugged chasm looms the massive peak of Mt. San Antonio (Old Baldy 10,064 feet), the highest peak in the San Gabriels. On a clear day, the San Gabriel Valley and other distant mountains are visible, as well as part of the Mojave Desert to the north.

From the signpost at the saddle near Mt. Baden Powell, the PCT section of the AC100 course then descends to Mt. Burnham (8,997'), Throop Peak (8,789'), and Mt. Hawkins (8,850') through Windy Gap and passes Little Jimmy Spring. This perennial spring is not to be missed. Then past Little Jimmy Campground to Islip Saddle (6,640',

mile 26), at the base of Mt. Williamson. There is a toilet at Islip Saddle.

Mile 26: Islip Saddle

The course then heads up the trail toward Mt. Williamson (8,214') to a saddle that is within 300 feet of the peak. From the saddle, you can get a nice view of Eagle's Roost and Twin Peak. The trail then heads down Williamson to Eagle's Roost.

At Eagle's Roost the race course follows Hwy 2 to the Buckhorn CG entrance. This is due to a habitat closure of the Golden Legged Frog.

The race follows the Burkhardt Trail for 1.4 mi back to the PCT in Middle Cooper Canyon, passing by Cooper Campground. Within the Canyon the AC100 course runs along the Little Rock Creek stream bed, finally leaving Cooper Canyon on a dirt road that connects with a 1.1 mile section of the PCT to Cloudburst Summit (7,018', mile 35).

From Cloudburst Summit the course follows a gentle downhill grade and runs par-

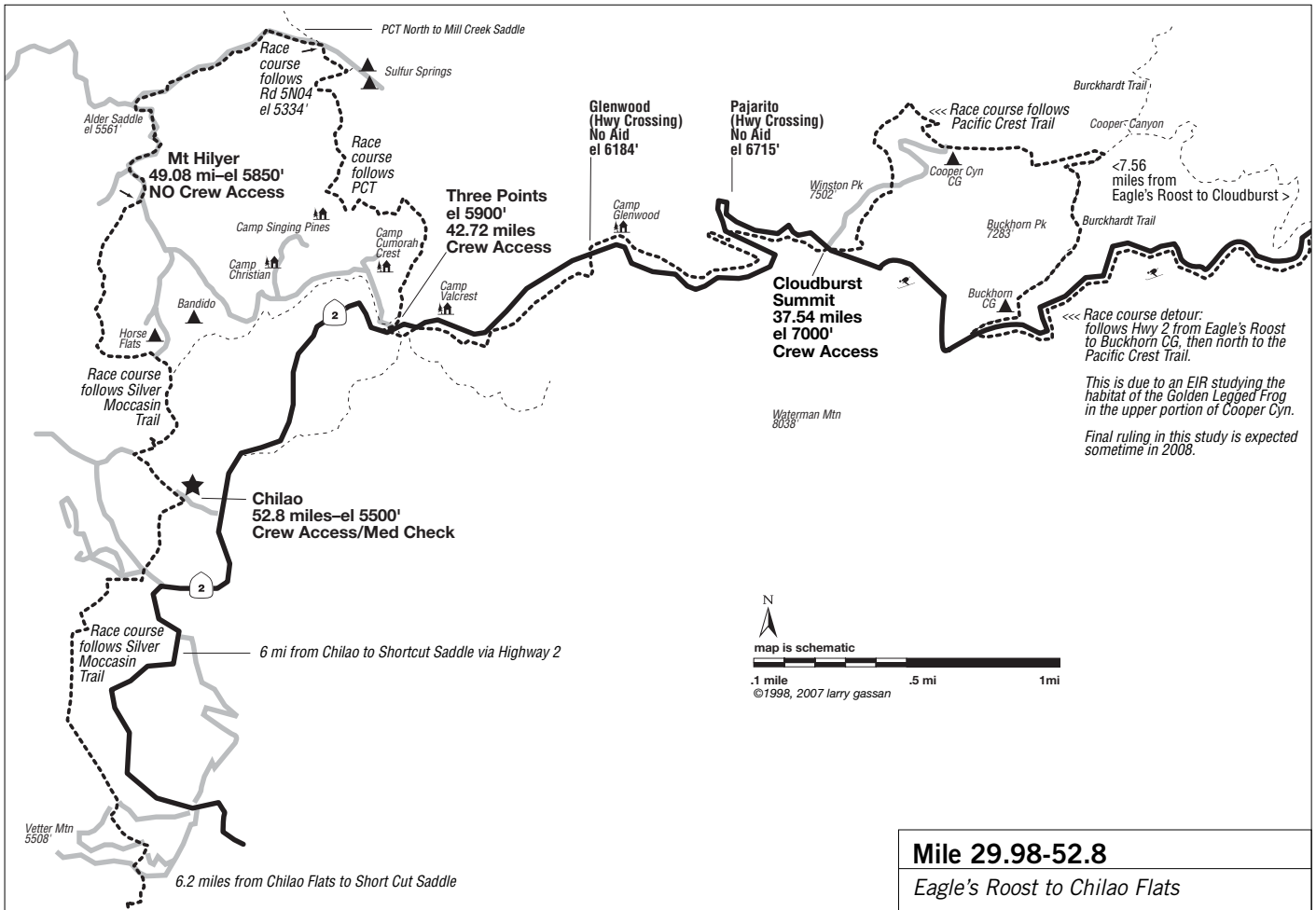
allel to the Angeles Crest Highway by several springs and past Camp Glenwood (mile 41.25) until Three Points (mile 42.72). From Three Points, the AC100 course leads to a cut-off trail just before Sulfur Springs Campground. Turning leftwards over the ridge, trail contours around the ridge, dropping down to cross the drainage.

The Race-course turns left on the black-top road (5N04) northbound. Follow the road as it winds gently up to Alder Saddle, the intersection of road 3N17. Continue climbing leftwards up the exposed black-top on Road 3N17.

Mile 49.08: Mt Hillyer

The Mt Hillyer Aid-Station is located at the top of the climb. Bear right between a set of sawed-off telephone poles set into the ground. The trail travels through trees and shrub over dirt and then open sandy terrain.

The unsigned Mt Hillyer trail ascends a slight grade, then makes a switchback up and over the knoll-like summit. The trail



Cooper Canyon to Chilao, with approach to Shortcut Saddle

contours through and then descends through large sandstone boulder formations.

This portion of the Race-Course is well marked on race day, but can be tricky for the newcomer on training runs. The trail winds and then descends through large sandstone boulder formations to the Horse Flats Campground on the left side of a ridge. The Silver Moccasin rail is rejoined at the Horse Flats Campgrounds. From there it is about 1.5

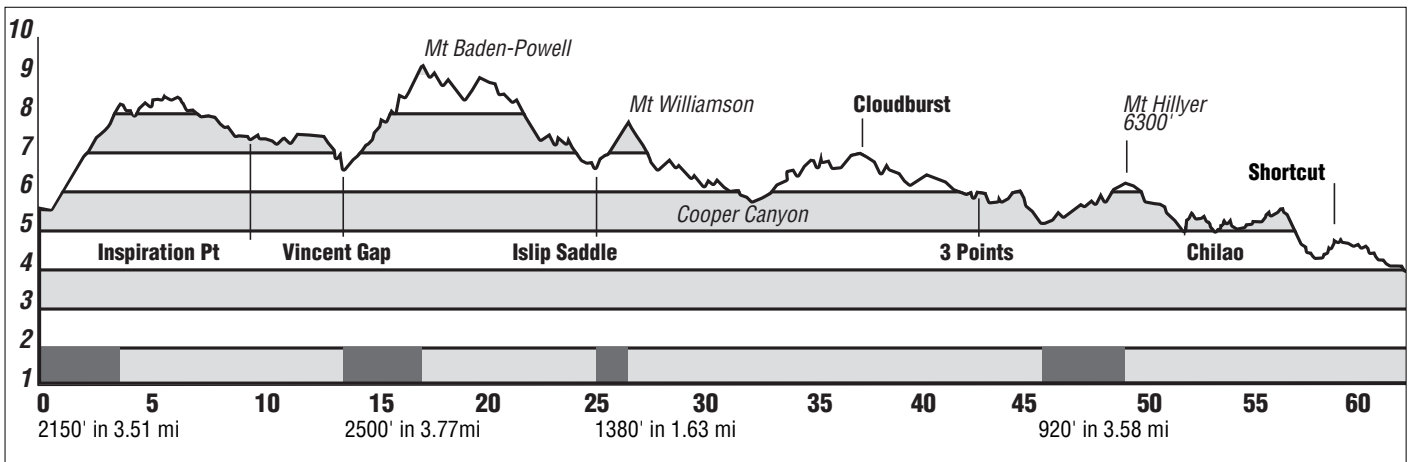
miles to the Chilao Visitor Center area.

Turn left when the trail intersects with the single-lane black-top road. Continue .5 mile past the large, tall conifer in the middle of the road. The Chilao Checkpoint will be located at the first "T" intersection to your right. Water is usually available via tap at the picnic area.

Turn right, staying on the blacktop, and pick up the trail to the right of the rest rooms and picnic areas.

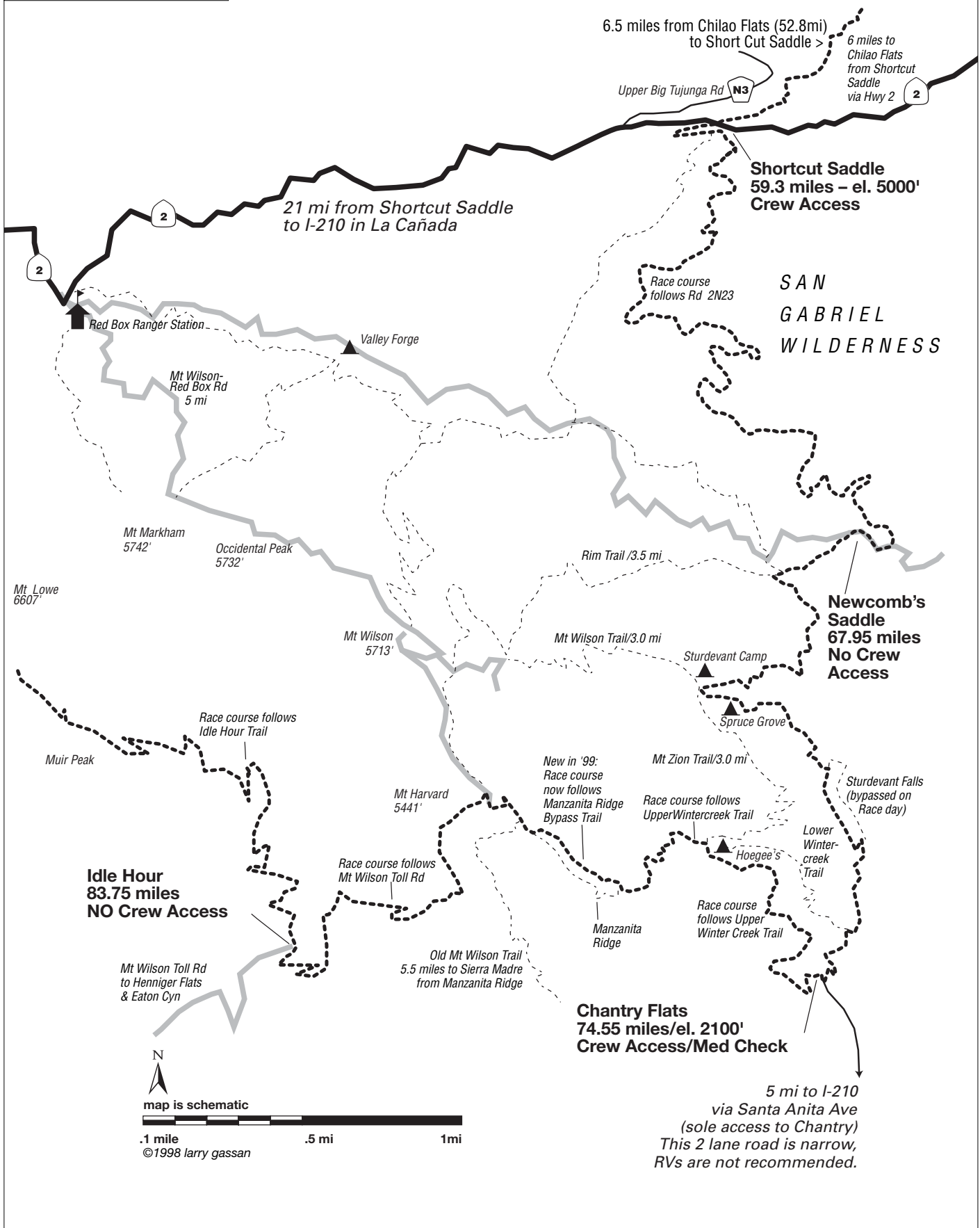
Mile 52.8: Chilao Visitor Center

The Chilao Visitor Center is located within the Charlton-Chilao Recreation Area of the Angeles National Forest on the Angeles Crest Highway. It is also adjacent (1/8 mile) to Chilao Checkpoint (mile 52) at the Chilao Picnic Area. The Center offers an introduction to the forest through a variety of exhibits, trails and activities.



Elevation profile detail: Start through Mile 58

Mile 59.3-83.75
 Shortcut Saddle to Idle Hour



Chilao to Chantry, with approaches to Idle Hour and Sam Merrill

Chilao to Shortcut Saddle

The Race-course continues up over a ridge towards Chilao Campground on the Silver Moccasin Trail. Crossing the blacktop, it skirts the campgrounds to the right.

Continue down about 1/2 mile where the trail connects to a dirt road. Bear left. This dirt road is a rolling climb up to the Charlton Flats blacktop access road. Bear left. You will pass through an open wooded area, with a vintage wooden building on the left. At a picnic clearing right after a USFS pipe-gate, the trail is visible—but not obvious—off to the right.

Contour up the slope. At the Vetter Mtn/Silver Moccasin trail junction, bear left. The Silver Moccasin trail contours along a wooded slope with picnic tables scattered under the trees. You will pass a non-functioning faucet.

Following the NFS trail-markings, you will be contouring across a blacktop road up to the ridge. From here you can see Shortcut Saddle and Mt Wilson in the distance. Follow the trail down the SW facing slope, across the dry creek bed and up the other side. This part of the trail is obvious and there are no turnoffs. You will switchback up through manzanita and live oak. Poison oak makes its first appearance on this slope, take care. Shortcut Saddle is about a mile up from the bottom.

Mile 59.3 to 67.95 Shortcut to Newcomb's Saddle.

The Shortcut Checkpoint will be set up in the road-side pull-out area. The trail resumes on the other side of Highway 2. Follow the NFS trail-wands for a short distance, then bear left on the dirt road 2N23. Follow this road down into West Fork. Cross the “concrete bridge”, and

start the long climb up to Newcomb's Saddle. It is a long 2.5 miles to the top. At the pipe-gate, turn right on Road 2N24. Run for .4 miles, bear left at the next “Y”. The aid-station is on the south-facing side of the ridge, and you won't see it until you are right on top of it.

About 100' past the Checkpoint, the trail to Newcomb's Pass is on your left. The Pass is .7 miles further. At the Junction, turn left towards Spruce Grove Campground and the Sturtevant Church Camp in Santa Anita Canyon.

From Newcomb's To Chantry Flats via Big Santa Anita Cyn.

The AC100 runner enters Big Santa Anita Canyon at Newcomb's Saddle, the 68 mile point on the course. Sturtevant Camp, one of the more popular San Gabriel Mountain resorts during the Great Hiking Era (1895-1938), is 2.5 miles from Newcomb's Saddle. During training runs, water is available from a faucet at the camp, about 100 feet off the course. Three trails cross near the camp: the Gabrielino National Recreation Trail (the AC100 course), the Sturtevant Trail to Mt. Wilson, and the Mt. Zion Trail.

One of the big attractions of the Canyon are the 75' high Sturtevant Falls, a two mile hike from Chantry Flats. Although the falls are bypassed during the Run for safety reasons, the runner will be able to hear them.

Emerging from the Canyon the AC runner passes by the Lower Winter Creek trail head, crosses the steel-beamed bridge, then heads .75 mile up the paved road to Chantry Flat (mile 75). Chantry Flat is a popular entry point for San Gabriel Mountain hikers and trail run-

ners. As you cross the bridge looking to your right, you will see a check dam constructed of giant cement “Lincoln logs” built by the Los Angeles County Flood Control District and the Forest Service in the early 1960s. To your left you will see stands of oak, alder, willow and bay.

Mile 74.55: Leaving Chantry Flats via the Upper Winter Creek Trail

After leaving Chantry Flats, the AC100 runner travels uphill .5 mile on a paved road until it meets the Upper Winter Creek Trail head. The Upper Winter Creek Trail rolls uphill for 3 miles to the signed 3-way Hoegee's Junction.

The AC100 course bears left up the Winter Creek Trail towards Manzanita Ridge and the Mt. Wilson Trail for 2 miles. The trail to the right leaves the Race-course and heads down towards Hoegee's Camp.

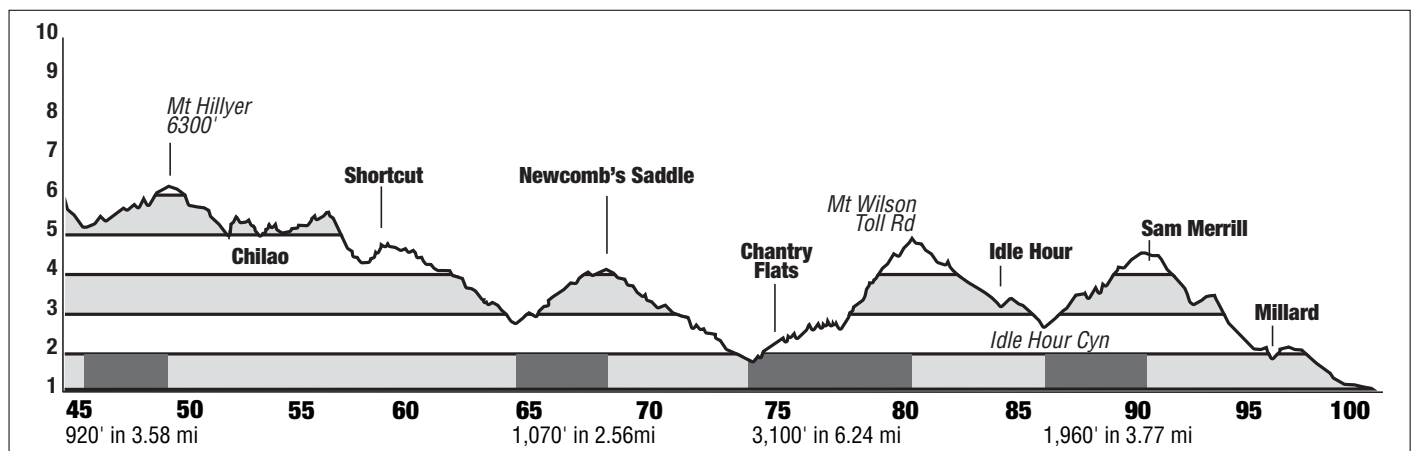
Manzanita Ridge Bypass Trail to Mt Wilson (79 miles)

The AC100 course bears right on the signed Manzanita Ridge bypass trail for .85 miles until it reaches the original Manzanita Ridge/Sierra Madre Trail Jct. The Mt. Wilson Toll Road is another .5 miles beyond.

Mt Wilson Toll Road to Idle Hour: (83.5 miles)

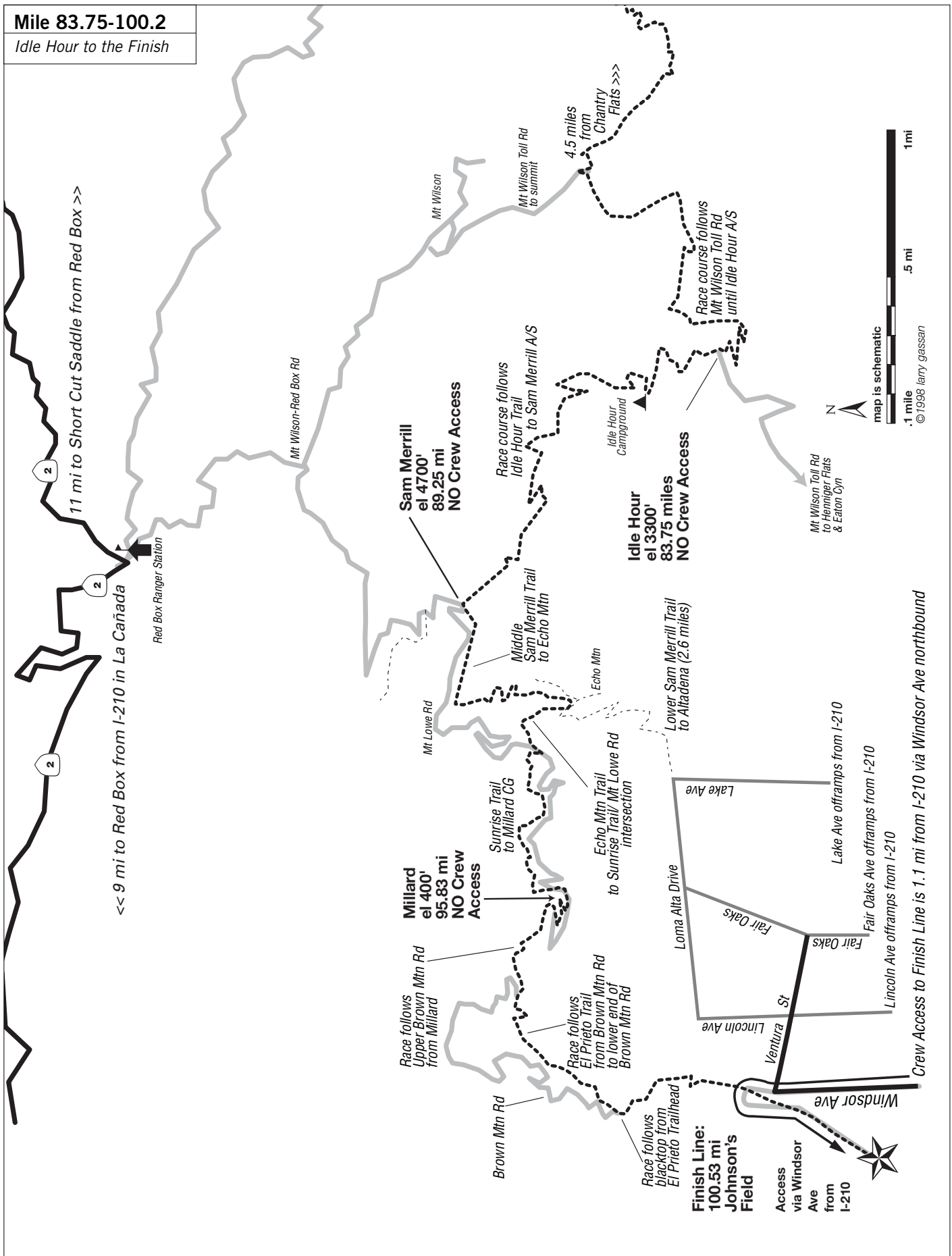
The Manzanita Ridge trail section ends at the Mt Wilson Toll Road. Turn left. The Toll Road contours down on the “city” side of Mt Wilson for about 1.5 miles, when it begins its descent on the opposite side of the ridge into Idle Hour Canyon.

The Idle Hour Checkpoint is located at a switchback where the Idle Hour Trail branches right from the Toll Road, across a new wooden bridge built by AC100



Elevation profile detail: Mile 45 thru 100

Mile 83.75-100.2
Idle Hour to the Finish



83.75 - 100: Idle Hour to the Finish

Volunteers in 2001. The trail contours to your right up the slope.

Within a half-mile it summits a small saddle and begins to descend on the Idle Hour Canyon Trail. The runner will pass through the Campground and then cross two small creek drainages. The trail then parallels the drainage for a short time before beginning its long rolling climb up and over several ridges and drainages to the Sam Merrill Checkpoint.

Mile 89.25: Sam Merrill Checkpoint

The Sam Merrill Checkpoint is located at the junction of the Mt Lowe Road, Idle-Hour Trail, Inspiration Point Road and the Middle Sam Merrill Trail.

The Middle Sam Merrill Trail bears left from the Idle-Hour Trail. It contours through manzanita, live oaks in decomposing granite formations. Shortly, Pasadena and the San Gabriel Valley vistas are visible again.

The trail descends in switchbacks through exposed red sandstone to the remains of the White City and Mt Lowe Railway. The Middle Sam Merrill trail ends in a 3-way junction with the abandoned Mt Lowe Railway bed (AC100 Race-course) and the Lower Sam Merrill Trail. Turn right, bearing right! (The Lower Sam Merrill Trail drops straight to Lake St. in Altadena!)

The Mt. Lowe Railway Bed (Echo Mtn) to Sunset Trail Head

Runners follow the old railroad bed at a gentle uphill 5% grade along the Echo Mountain Trail from Echo Mountain to the Sunset Trail head (mile 91) for .8 miles.

Mt Wilson memories...

The Mt. Wilson Trail in Little Santa Anita Canyon is the oldest trail in the San Gabriel Mountains. During the Great Hiking Era, thousands of Southern Californians rode the Pacific Electric Red Cars to Sierra Madre, disembarked and hiked up this path to the popular trail resort at Orchard Camp.

Prof. Thaddeus Lowe, Civil War balloonist, man of fame and fortune, was the quintessential California dreamer. His dream was to build a railway and resort complex high above Pasadena in the San Gabriel Mountains. In the 1890s, his dream became a reality. During the height of its popularity, millions took Lowe's "Railroad to the Clouds" to fine hotels and spectacular views of Southern California.

Atop Echo Mountain was the White City with a hotel, observatory and a then the world's largest searchlight purchased from the 1893 Chicago World's Fair. From Echo Mountain tourists could board a trolley and ride another few

Sunset Trailhead to Millard (95.5 miles)

The Sunset Trailhead is less than 100 yards downhill from The Echo Mtn Trail/Mt Lowe Rd junction. The 2.5 mile trail contours and joins the paved Mt Lowe Road to just above Millard Campground. Continue rightward on the blacktop for about 1/8 mile. Pick up the Millard Trail on your right for the next 1/2 mile down into the Millard Campground. At the bottom turn right and proceed up a shallow grade through the campground and to the Checkpoint.

Mile 95.5 – 100: Millard to the Finish

The runner leaves Millard Campground, crossing the shallow stream and continuing leftward on the main dirt road (Brown Mtn Rd.). This will be your last significant climb of the race. Continue on the road for a little over a mile, where you will pick up the El Prieto Trail on your left.

The El Prieto Trail descends through a cactus grove and then into the trees in the El Prieto drainage. It follows a rolling downhill course up and around concrete debris dams. It will cross the creek bottom several times. At its finish the trail meets Lower Brown Mountain Rd.

Proceed down the road for 150 yds, then turn left on the blacktop. From here you will stay on the pavement, crossing several bridges in the process.

About a mile from the finish, there is the last trail section on the right. Its a short, rocky stretch down to the JPL parking lot. Proceed between the two fenced parking lots, turning left at the access road. You are now in the drainage basin with the JPL labs on your distant right,

miles to Mount Lowe Tavern at the end of the line. If you are running this section in the daylight, you will be able to see the old railroad ties and some of the concrete structures along the Echo Mountain Trail. One hundred feet to your left at the Castle Canyon Trail Junction on the Echo Mountain Trail, you will be able to see the large iron bull wheel that pulled the cars up the steep incline from Rubio Canyon. A fire swept through Echo Mountain in the early 1900's leveling all of the White City except the observatory. The foundation of Echo Mountain House and the original chalet are all that remains. The Mount Lowe Tavern burned in 1936. The railway was finally decommissioned in December 1937.

All that remains of the fabled Mt Lowe tavern is a peaceful spot under old oaks and a big cone spruce next to a picnic table at the Mt Lowe Campground, just below the Mt Lowe-Idle Hour Junction.

and the low bluffs on your left. There is a long asphalt grade to your far left, bear right. The grade is the descent from Windsor Ave, which will be open on Race Day. It is closed most of the time.

Stay on the blacktop and Johnson's Field is less than 1/2 mile away.

Mile 100.2: the Finish, Johnson's Field RVs Are Not Recommended.

Johnson Field has limited maneuverability and parking. Accessible only by a 1-1/2 lane gravel road, there is little room to turn around. A better place to park large RVs is in the Windsor Ave. parking lot at the top of the grade.

Finish Line Facilities

Johnson's Field is the finish area for the Race. Once the race begins, HAM radio, EMTs, Search & Rescue will be based here. Johnson's Field has running water, electricity, clean bathrooms, and a very peaceful and shady grass field with picnic tables. You can pitch a tent on the grass and take a short nap without the expense of motels. Hot field-showers will be available race day. Hot foods and cold drinks will be available day and night for runners, crew and volunteers at the finish line.

Dedicated effort by Pasadena Water and Power volunteers have maintained the field as part of their recreational facility. Completed in 1920 as part of a network of flood control dams, the Devil's Gate Dam (south of Johnson Field) was designed to impede the flow of water during the rainy season and add to the ground-water level by allowing trapped water to seep into the soil.

4. Race Day: Driving The Course

Road Closures & Detours: May 2007

Highway 2 is currently closed west of Vincent Gap due to washout, and will not be open in time for the 2007 Race. If so, all crew and support will have to detour around as shown on the map. Please refer to map and directions on page 15.

The Chantry Road is open (barring fire, road-bed blockage, or administrative closure). The Pack Station is a good place to buy a cold drink on a hot day.

Gas Up Before You Go!

There are no gas stations or groceries on Highway 2 between La Cañada and Islip Saddle. Newcomb's Ranch serves the only hot meals on Highway 2, and is located between the Three Points and Chilao Checkpoints.

Mile 0 through 56 (detour option)

The first portion of the Race is very straightforward. Every crew-accessible Checkpoint is located either on Highway 2 or very near to it (Chilao). The Mt Hillyer Checkpoint is not accessible.

Watch for falling rocks and suddenly-appearing racing motorcycles.

Short Cut Saddle to Chantry: Highway 2 to I-210

Proceed west on Highway 2, following the signs to La Cañada/Flintridge. Highway 2 intersects at the 210. All gas, groceries, and meal are available here.

Get on the 210 Fwy eastbound (towards

San Bernardino). You will be driving in south-easterly direction. You will pass the Windsor/Arroyo and Lincoln exits. Follow the signs for the 210 through the 210/134 interchange. Do not exit to the 134.

You are now driving east through Pasadena. Continue for 7.125 miles. Exit at Santa Anita Ave for Chantry Flats.

Exit the 210 at Santa Anita Ave. Turn left (north), under the freeway. After several lights, you will pass out of strip malls etc. into residential neighborhoods. The road to Chantry will be barred by a pipe gate. Depending on conditions, you may not be able to drive up the road.

RVs and Mountain Roads

RVs are discouraged from driving up to Chantry Flats (75mi). The access road is steep and narrow, with no turnarounds. Parking is at a premium.

To The Finish Line From Short-Cut Saddle

Exit the 210 Freeway at the Arroyo/Windsor exit. Drive north on Windsor about 1 mile, past the Jack-In-The-Box on Woodbury.

Windsor makes a sharp bend to the right, turning into Ventura. Do not turn right. Turn left, driving down the hill through the large yellow pipe-gate. At the bottom of the hill, turn left and continue on the 2-lane black-top until it dead ends. This is Johnson's Field.

To The Finish Line From Chantry

Drive down from Chantry on Santa Anita Cyn Rd. You'll drive down the winding road you climbed up. At about 5 miles, you will see signs for the 210 Fwy. Get on the west-bound lane going back to Pasadena. Follow the 210 towards San Fernando. Exit to the right at the Arroyo/Windsor exit, approximately 2.5 miles N of the 210/134 interchange. You will see the Jack-in-The-Box at the top of the offramp.

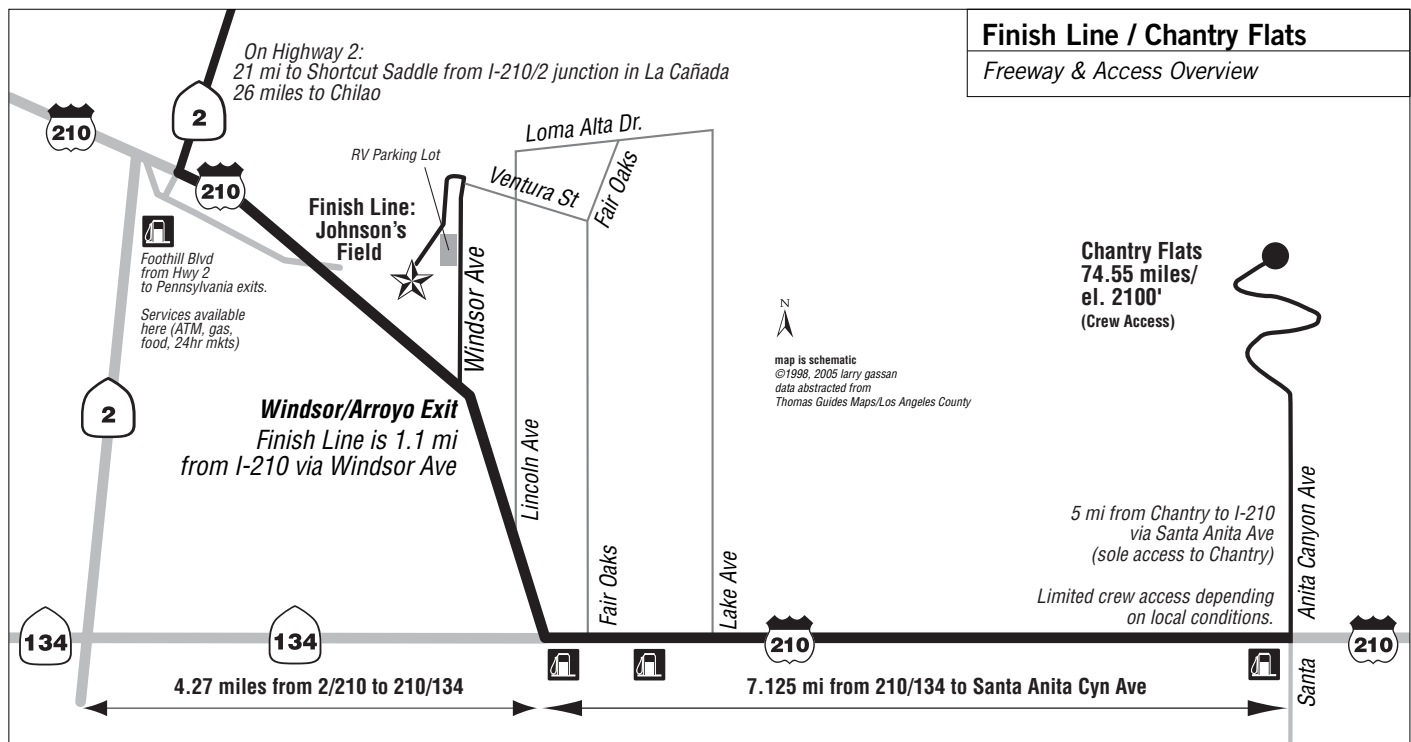
Turn right at the top of the ramp. Drive north 1 mile on Windsor Blvd to the yellow pipe gate described earlier.

Race Day Parking At Islip Saddle

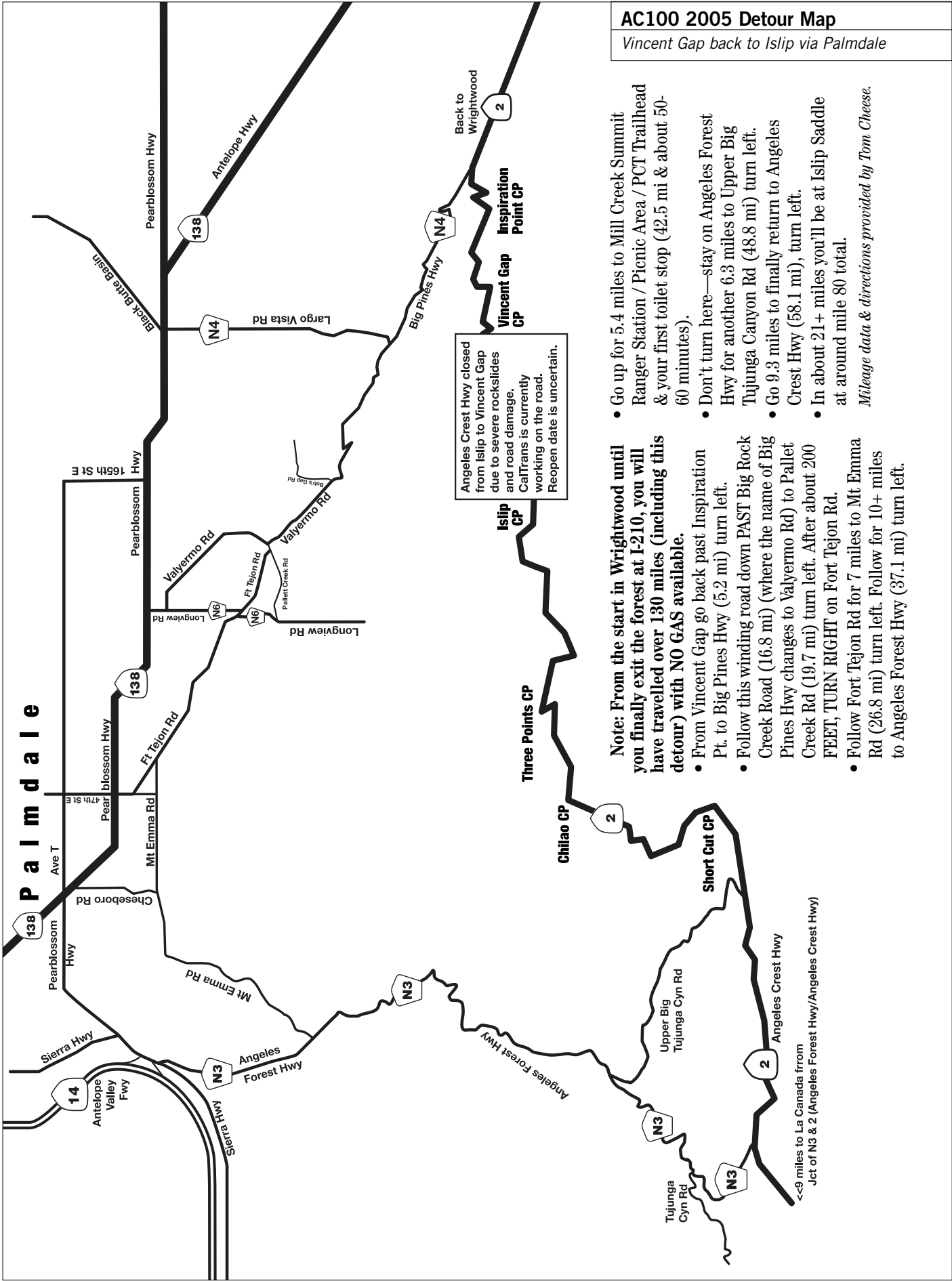
Parking vehicles on narrow shoulders with vehicles on or over fog lines is against traffic laws and is a safety hazard. Our agreement with the CHP is that we not interfere with traffic in any way. The possibility of traffic accidents due to improper parking along Highway 2 must be avoided.

The following measures are in effect:

- We will place temporary NO PARKING signs along the narrow shoulders.
- Encourage parking at pullouts a few hundred feet BEFORE Islip Saddle and along the extra-wide shoulders, whose average width is 9 to 17ft.



Shortcut/Finish Line/Chantry Flat transitions. For Area overview detail, see page 56.




AC100 2005 Detour Map
 Vincent Gap back to Islip via Palmdale

- Note:** From the start in Wrightwood until you finally exit the forest at I-210, you will have travelled over 130 miles (including this detour) with NO GAS available.
- From Vincent Gap go back past Inspiration Pt. to Big Pines Hwy (5.2 mi) turn left.
 - Follow this winding road down PAST Big Rock Creek Road (16.8 mi) (where the name of Big Pines Hwy changes to Valyermo Rd) to Pallet Creek Rd (19.7 mi) turn left. After about 200 FEET, TURN RIGHT on Fort Tejon Rd.
 - Follow Fort Tejon Rd for 7 miles to Mt Eruma Rd (26.8 mi) turn left. Follow for 10+ miles to Angeles Forest Hwy (37.1 mi) turn left.
- Anges Crest Hwy closed** from Islip to Vincent Gap due to severe rockslides and road damage. CalTrans is currently working on the road. Reopen date is uncertain.
- Go up for 5.4 miles to Mill Creek Summit Ranger Station / Picnic Area / PCT Trailhead & your first toilet stop (42.5 mi & about 50-60 minutes).
 - Don't turn here—stay on Angeles Forest Hwy for another 6.3 miles to Upper Big Tujunga Canyon Rd (48.8 mi) turn left.
 - Go 9.3 miles to finally return to Angeles Crest Hwy (58.1 mi), turn left.
 - In about 21+ miles you'll be at Islip Saddle at around mile 80 total.
- Mileage data & directions provided by Tom Cheese.*

- Go up for 5.4 miles to Mill Creek Summit Ranger Station / Picnic Area / PCT Trailhead & your first toilet stop (42.5 mi & about 50-60 minutes).
 - Don't turn here—stay on Angeles Forest Hwy for another 6.3 miles to Upper Big Tujunga Canyon Rd (48.8 mi) turn left.
 - Go 9.3 miles to finally return to Angeles Crest Hwy (58.1 mi), turn left.
 - In about 21+ miles you'll be at Islip Saddle at around mile 80 total.
- Mileage data & directions provided by Tom Cheese.*

<<9 miles to La Canada from Jct of N3 & 2 (Angeles Forest Hwy/Angeles Crest Hwy)

5. Awards



Hal Koerner, 2006: two buckles, first win, second fastest time.



Ashley Idema, just off the top of Mt Baden-Powell. She won the women's race with the 2nd fastest time ever.

The Awards

The awards are presented at Johnson's Field on Sunday during the picnic at the conclusion of the Run. The Awards for the Runners are as follows:

- Bronze Ram Award for first male and female finisher, 18 to 75 years.
- Bronze Ten Point Buck Award for the 2nd overall finisher.
- Bronze Cougar Award for first male and female finisher, 30 to 75 years.

- Bronze Arabian Stallion Award for the first male finisher, 35 to 75 years.

- Bronze Rhino Award for first male and female finisher, 40 to 75 years.

- Bronze Eight Point Buck Award for the first male, 45 to 75 years.

9 Races within the Overall Race: The Categories

The Ram, 10 Pt Buck, Cougar, Horse, Rhino, and 8 Pt Buck Awards are not traditional Age-Group Awards. Each award represents a different "Race within the

Overall Race." If these were Age-Group Awards the Cougar Award would be available for the first runner who is 35 through 39, not 35 through 75. This unique awards system creates "Nine races within the overall race."

There are two Ram Races, one 10 Pt Buck Race, two Cougar Races, one Horse Race, two Rhino Races, and one 8 Pt Buck Race.

Example: If a 51 year old runner beats all the 35 year old runners, that runner automatically wins the Cougar



Left to right: Sub 24-hr Sterling Silver Buckle; Second Sunrise Buckle, Sub 33-hr Finisher's Buckle, Finisher's Plaque



The Bronze Grizzly Award.



8 Pt Buck Award: Male 45 – 75



Cougar Award: Male and Female, 30 – 75.

Award (which is for 35 to 75) and the fastest 40 year old wins the Rhino Award.

Buckles and Plaques

- Solid Sterling Silver/Solid 14k Gold Buckle for any runner that breaks the course record. Only one buckle per finisher.
- Solid 14k gold buckle for anyone that breaks the overall course record of 17:35:48.
- Silver Belt Buckle: Solid Sterling Silver for all sub-24 hours finishers
- Second Sunrise Ram Buckle: Solid bronze. For all runners crossing the finish line by the Second Sunrise (24:00 to 25:47 hours).

- 33 Hour Ram Buckle: Solid bronze, all Finishers between 25:47 and 33 hours.
- Distinctive engraved acid-etched metal plate mounted on a solid walnut plaque for all finishers.
- 5-color Finisher t-shirt for all finishers.
- Multi-color t-shirt for all participants.

Eagle Award

For any runner who completes 10 consecutive Angeles Crest 100 Endurance Runs.

Elk Award

For any runner who completes 1,000 miles (with no time limit). You will receive credit for either the Eagle or the Elk Award but not both.

California Grizzly Award

For any runner completing 20 straight finishes, we will provide a Bronze Grizzly Award.

Related Races and Awards:

Western United States

Any runner completing the four one hundred mile endurance runs in the Western United States in the same year will be eligible for a distinctive plaque commemorating the accomplishment.


To be eligible, the runner must finish: the Western States 100, the Leadville 100, the Wasatch 100 and the Angeles Crest 100 Mile Endurance Runs.



Jussi. Doing it.



Jussi Hamalainen: Twenty Straight finishes—nineteen under 24 hrs.



Garry Curry: twenty straight finishes; Co-RD Hal Winton takes note.

Last Great Race on Earth

Any runner completing the six designated one hundred mile endurance runs in the United States in the same year will be eligible for a distinctive plaque commemorating the accomplishment.

To be eligible, the runner must finish:

- Two races in the Eastern US: the Old Dominion and Vermont Endurance Runs.
- Two races in the Central West: the Wasatch Front 100 and Leadville 100 Endurance Runs.
- Two races in the Western US: the Western States 100 and Angeles Crest 100 Endurance Runs.

John Muir Trail

This is not an organized event as the JMT is in a wilderness area where no organized event can be held. Runners completing the trail from Yosemite Valley to Mt. Whitney in ten days will receive a JMT t-shirt. They also may be eligible for a distinctive solid walnut plaque commemorating the accomplishment. We will maintain information for others who may attempt the run and keep track of finishers.

If you are serious about running the JMT, start planning early. Topographic maps and books are available at backpacking stores.

Send specific questions and concerns regarding the JMT with a SASE to the AC100 Race Management.



Arabian Stallion Award:
First male finisher, 35 – 75



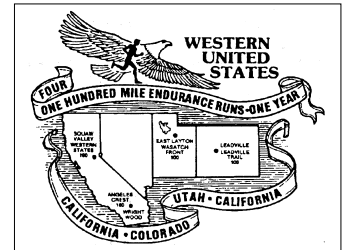
Elk Award: For 1000 miles finished,
no time limit.



Last Great Race (6 x 100)



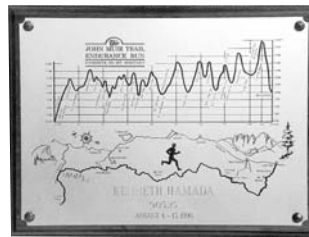
John Muir Trail




Western United States (4 x 100)



Plaque for completion of
the Last Great Race (6 x 100)



Plaque for completion of the John
Muir Trail



Plaque for completion of the
Western United States (4 x 100)



Ram's Head Trophy awarded to the Sportsmen of the Year.



Rhino Award: Male and Female 40 – 75.



How the Awards Work...

This is the official explanation of the AC100 awards structure. First, discard traditional assumptions about “traditional” age groups.

Angeles Crest 100 Awards Structure

Age Group	Ram 18 – 75 m & f	Buck-10pt 18-75 2nd	Cougar 30 – 75 m & f	Arabian Stallion 35 – 75 male only	Rhino 40 – 75 m & f	Buck-8pt 45 – 75 male only
18 – 75						
30 – 75						
35 – 75						
40 – 75						
45 – 75						

“Nine Overall Races in the Race”


The point of the AC100 award structure is to encourage competition by continually leveling the playing field.

- 1) All runners (18-75) can run the Ram Race.
- 2) The runner must be at least 30 to enter the Cougar Race
- 3) A 51 year old runner can run all of the races.
- 4) If a fast 51 year-old runner beat all of the 40 year-old runners, he wins the Rhino Award. He also vacates the Buck Race, giving other runners an opportunity. Jussi Hamalainen did this in 1997.
- 5) Only the “overall winner” in a “traditional age group” is allowed to “race” out of their “traditional age group”. At AC100, everyone is encouraged to “race” out of their age group.
- 6) In the AC100 structure, if a fast senior runner beats the younger runner, then he takes their awards.
- 7) At AC100, we reward performance by continually leveling the playing field.
- 8) If you are are 50 and fast, you will do well here.

6. 2006 Race Team and Volunteers



Montrose Search and Rescue, led by John McKently.



Andy Morehead

Race Director: Ken Hamada

Co-Race Director: Hal Winton
(AC100 Trail Volunteers
Trail-Building Program)

Ass't Race Director: Andy Morehead
(Start & Finish Coordinator)

Ass't Race Director: George Evans
(Wrightwood Coord)

Ass't Race Director:
(Amateur Radio Comm. Coord)

Search & Rescue Coord: John McKently

Ass't Race Director: Gary Hillard,
(Trail Building Program)

Medical Director: Mark Giebel

US Forestry Service Coordination & Liaison
Bruce Quintelier

USFS Trail-Building Program
Hal Winton

Training Runs: Hal Winton

thanks also to:

Ham Radio and Packet Coordinator
John Minger

Training Runs
Hal Winton

Drop Bag Transportation
Mountain High Ski Resort

Runners and Volunteers Database
Andy Morehead.

Johnson's Field Coordinator:

Phil Auzenne & friends, who built the
hot field showers at Johnson's Field.

Race Book

Design and Art Direction/Photos

Larry Gassan, and listed contributors

Database Sources and References:

John Davis, Andy Morehead, Fred Pilon
& Don Allison of *UltraRunner*,
Jeff Robbins, and Dick Sale.

Editors: 1998 ed: Rennie Gardner, Kathy
Hamilton, Geri Kilgariff, Leslie Sowle

Maps and Graphs:

Larry Gassan. Original 1991 course
data: Lee Freeman and Larry Blanchard.
Revised 1998 profile data: Jeff Robbins.
Arterial maps based on Thomas Bros &
DeLorme Street Atlas USA 3.0. Course
maps based on *Harrison Maps*; *Angeles
Crest Front Range*, and *Angeles Crest
High Country*.

Checkpoint Coordinators

Inspiration Point CP: Denise Collins

Vincent Gap CPC: Robin & Don Crowell

Islip Saddle CPC: Ted Schultz

Kratka Ridge CPC

Eagles Roost CPC: Alicia Gross

Cloudburst Summit CPC:

Darren Cartagena

Pajarito CPC: Barry Glennan

Glenwood CPC: Andre Slezak

Three Points CPC: Marty Minnich

Mt. Hillyer CPC: Brian Provost

Chilao CPC: Scott Butler

Shortcut Saddle CPC: Bill Ramsey

Newcomb Saddle CPC: Mike Peralez

Chantry Flats CPC: Sharon Spinnler

Idlehour CPC: Joe Franko

Sam Merrill CPC: Eileen Clark

Millard CPC: Jay Grobeson

Finish Line CPC: Andy Morehead

Johnson Field Coordinator:

Phil Auzenne,

Johnson Field Kitchen Coordinator:

Leonard Klenk

Award Ceremony:

Hal Winton, Andy Morehead and Ken Hamada

Wrightwood Volunteers:

The Wrightwood Fire Dept:

- manned the medical check Friday
before the race and at Islip Saddle on
race day
- provided the manpower for the Friday
night pre-race dinner
- provided the lights and public address
system at the race start on Saturday
morning
- transported the drop bags to Islip
Saddle.

Search and Rescue Coordination

Sierra Madre Search and Rescue

Dick Sale, Steve Millenbach, Arnold
Gaffrey, Lin Kroll and the Team.

Altadena Search and Rescue

Montrose Search and Rescue

John McKently and the Team.

Trail Marking for the 2006 race:

- **Wrightwood to Acorn Trail:**
George Evans
- **Acorn Trail to Inspiration Point:**
George Evans
- **Inspiration Point to Vincent Gap:**
Eric Kajiwaro
- **Vincent Gap: to Islip Saddle:**
Eric Kajiwaro




Sam Merrill Crew: Left to right: Ken Rankin, Cindy Rankin, Bret Roberts, Dan Roberts, Ross Clark, Mark Ryne, Eileen Clark, Jeff Su, Sarah Woo (KF6RPS), Steve Woo (KE6ONT), Ron Hanke (KF6VOX), Melody Muzquiz, Jeff White, Bill Westphal (WB6YPF).



Three Points Aid Station, headed by Marty Minnich.

- **Islip Saddle to Eagle's Roost:**
John Marnell
- **Eagle's Roost to Cloudburst Summit:**
Gary Hilliard
- **Cloudburst Summit to Three Points:**
Garry Curry
- **Three Points to Mt. Hillyer:**
Brian Provost
- **Hillyer to Chilao:** Liz Hodges
- **Chilao to Shortcut Saddle:**
Hal Winton
- **Shortcut to Newcomb's Saddle:**
Mike Peralez
- **Newcomb's Saddle to Chantry Flats:** Bill Dickey
- **Mt. Wilson Toll Road to Idlehour Campground:** Joe Franko
- **Idlehour CP to Idlehour Campground:**
Joe Franko
- **Idlehour Campground to Sam Merrill Trail:** Fred Pollard
- **Sunset Trailhead to Millard Campground:** Jay Grobeson
- **Millard Campground to Finish:**
Brian Provost



Poison Oak

Poison oak is distinctive by its triple leaf pattern with prominent veins and shiny surface. In the summer, leaves are yellowish-green, pink, or reddish, with small white or tan berries. In the fall, the leaves turn bright red or russet brown.

Poison oak is prevalent on the Upper Winter Creek Trail between Chantry Flats and Manzanita Ridge before the Wilson Toll Road. It reappears in Idle Hour Canyon, especially at the bottom. The next occurrences are on the Sunset Trail going into Millard Campground.


If you contact poison oak: wash with Fels-Naptha soap and cold water immediately, or Tecnu solvent, or generous floods of rubbing alcohol in a pinch. These may remove enough of the oil and save you from a major outbreak. Avoiding hot showers for 24 hours after exposure may reduce the degree of irritation.

Rattlesnakes

The Southern Pacific Rattlesnake is the most common rattlesnake inhabiting the San Gabriel Mountains. Average adult size is from 3 to 4 feet, but they may reach 5 feet. The rattlesnake usually announces itself by its distinctive rattle.

Snakes lack means of regulating body temperature, so daily and seasonal temperatures affect their degree of activity. In late fall, the snakes seek shelter in animal burrows or rock crevices. Here they spend the winter until the temperature rises in the spring. In the summer, the snakes are more active in the evening and morning, avoiding the mid-day heat.

Rattlesnakes have no external ears and have poor eyesight, but they do pick up ground tremors and have a keen sense of smell. This is how they



7. Course Wildlife

can detect your presence from a distance.

The reaction of a rattlesnake when disturbed depends on the conditions at the moment. Sex, age, species, weather and environmental conditions are important factors in rattlesnake behavior. A rattlesnake will generally withdraw or try to escape when encountered. But if it is cornered, teased or stepped on, it will put up a good fight.

Rattlesnakes are occasionally sighted during the Run. To reduce risk: **STAY ON THE MAINTAINED TRAILS.**

Once you're bitten, rattlesnake venom's primary course is through tissue, not the bloodstream. The venom is quite viscous and elements in the toxin break down tissue as it proceeds. The more venom in the bite, the more the progress. Unless one has been medically trained and knows how to use tourniquets, don't use the suction cup, the tourniquet or the blades to cut the area of the bite.

Fangs are about 3/4" long so the venom is injected quite deeply. Therefore one would need to cut quite deeply to get at the site and in doing so could sever an artery or a vein, ligaments or muscles, and as well introduce harmful bacteria (sucking on a bite, for example, introduces quite a bit of bacteria).

Tourniquets restrict blood flow and can further damage the area already being damaged by the venom—since the venom travels through tissue, those bitten have time to get help.

Hikers and runners are advised to move. Walking out, even with a leg bite, is much better than waiting for a companion to reach civilization and then coming back to get you. The longer you wait to get help, the more tissue can be destroyed.

If you have a cellphone, call 911 and ask for help for transport but keep moving out towards a road or a place where you get signal. If you are bitten on your hand or arm, keep that arm (hand, etc.) in a heart-neutral position. In other words, do not hold your arm above your head or keep your hand below your heart but rather try to hold your arm so the bite area is level with your heart. This position seems to slow the progress of the venom.

Don't try to catch the snake and kill it. Doctors no longer need to see the type of rattlesnake. The antivenom used (at \$3,000 per vial and most people need at least 6 of these to start with) is a resulting mixture of four different types of snake venom that has been injected into sheep and then the antibodies have been culled to make the antivenom.

If you find yourself suddenly very close to a snake and the snake is moving along and away from you, just stop and do not move at all OR if you cannot stand to do that, take a very large step backwards and away from the snake. Most rattlesnakes are shorter than 3-1/2-4' and a good long step backwards will put you out of range should the snake feel cornered/threatened and turn to strike at you.

Black Bears

Two kinds of black bear inhabit California: the northwestern black bear and the Sierra Nevada black bear. They have not been hunted extensively in the state.

Black bears aren't just black. Their colors range from black and dark brown to cinnamon, light brown, and even yellow and bluish hues. Often cubs of one litter will be different colors.

Black bears eat everything: vegetation, berries, insects, honey, carrion, fish, frogs, fruit and nuts. In overpopulated areas, bears will eat tree bark, damaging second growth timber. While they don't normally prey on game or domestic livestock, they have been known to kill other animals.

The adult bear normally weighs between 200 and 300 pounds. The largest black bear in California on record weighed 498 pounds.

Mating season is in June. That's the only time male bears are with females. Females initially breed at three years of age, then every other year. The gestation period is about 7 1/2 months.

Bears den up and sleep during the winter, living off their stored fat. The young are born during this dormant period, usually in January. They are born blind and weigh only six to eight ounces.

While bears appear clumsy with their flat footed, shuffling gait, they can travel fast and climb trees with ease. Bears tend

to be nocturnal and usually aren't active during the day.

The last California Grizzly Bear in southern California was shot in 1903. Large and ferocious, these animals killed livestock and many early settlers. They even stalked the slopes of Mt. Baden-Powell. Grizzlies were eventually judged too dangerous and exterminated in California. The last grizzly bear in California was killed in 1922 in Tulare County.

Sightings Of Mountain Lions

There have been a significant number of mountain lion sightings in local foothills. A healthy mountain lion population coupled with habitat loss are among the reasons for increased sightings


Less than forty Americans have been killed by mountain lions, and approximately thirty have been injured. Compare this to an average of 40,000 deaths per year from highway fatalities.

Throughout the West, mountain lions are now classified as game animals, which means hunting is regulated to prevent excessive "harvest." In addition, in 1989, Californians passed a law that gives the cats full protection from hunting. This law also mandated special funding to protect their habitat.

These measures worked. Most observers agree that there are now more mountain lions in the West than there were 20 or even 50 years ago. One indication is the attacks on humans.

Like other big cats, mountain lions specialize in killing large mammals with hooves, primarily deer and elk. They're also able to live on smaller prey.

A human standing up is not the right shape for a cat's prey. An erect person's



head and neck are in the wrong place. Most adult humans are taller than typical lion's prey. The location of the neck is the most important, for that's where the cat bites to kill. When a bear encounters a big cat, it stands up in a defensive mode.

A person sitting, squatting or bending over looks a lot like four-legged prey. So standing up, facing the mountain lion, not running away, making a lot of noise, and putting on a face, may deter big cat attacks.

Bighorn Sheep


Bighorn sheep, like mountain goats and caribou, are a wilderness species intolerant of human disturbance.

Bighorn sheep are round, thick, and short-bodied. The pelage, similar to that of deer, is darker on rams than ewes. The Nelson bighorn is light steel-gray in color. The California bighorn is light, pearl-gray. The peninsula bighorn is paler than either.

Adult rams usually weigh up to 140 pounds. Prime animals weigh 200 pounds or more. The head and horns alone may be over 30 pounds in large specimens. Ewes are much smaller and lighter.

Male and female bighorn grow horns they never shed. Growth rings on the horns indicate the animal's age. Ewe horns are erect and flat, measuring up to 10 inches long on adults. Mature rams have round, curving horns which may be a half circle, three-quarters, or even a full circle. The horns on a two-year-old ram look like ewe horns. At three years of age, rams are distinguished from ewes by larger, more curled horns.

Bighorns live up to 17 years. Their life span depends on range conditions. For most of the year, bighorns divide into ewe bands and ram bands. During breeding season (October through December), they gather into mixed groups. Females breed at 18 months. The gestation period is about six months. Lambs are born in April and early May, usually as singles—twins are uncommon. Lambs are completely weaned at four to five months of age.



Bighorn sheep can go a long time without water, and may range as far as 20 miles from the closest water source.

Adults seldom come to water while on green, succulent feed. Lambs never come to water while nursing.

In the summer, California bighorn scatter in high mountain country above timberline. They migrate down in the fall to spend the winter on lower ranges. Bighorn sheep feed on grass, sedges, forbs and browse. Succulent forage is extremely important during the long, hot, dry periods of the year.

Since 1873, state law has afforded the bighorn year-around protection, but poaching still occurs in remote areas.





There are an estimated 2,000 to 2,500 bighorn in California, throughout the San Gabriel Mountains, Death Valley National Monument, and Joshua Tree National Monument.

Deer in the San Gabriels

There are five kinds of mule deer in California, all considered to be members of the same species, *Odocoileus hemionus*. They are: Columbian black-tailed deer, California mule deer, Rocky Mountain mule deer, Southern mule deer, and the burro mule deer.

Deer are primarily browsing animals. They eat twigs, buds, and leaves of shrubs and trees. They also rely on acorns in some areas. In the spring and fall they will eat grasses, weeds and other green herbaceous plants.

Deer have keen hearing. Air movement governs its sense of smell. Deer have poor vision for stationary objects but are quick to catch motion.

Bucks alone have antlers. Antlers are shed every year in midwinter and the bucks go bare-headed until a new set starts to grow in early spring. They grow anew each year.

Growing antlers are covered with a velvet-like skin until fully developed, at which time the skin is shed. During the growing period the antlers are filled with blood and nerves and are sensitive and easily injured. By the time the mating season begins, the antlers have shrunk and become hard and insensitive and the velvet has been rubbed off.

The size of the antlers and the number of points on each side generally increase as the deer progresses toward maturity, after which the number of points may be less numerous in old age. However, both size and the number of points may vary

Course Wildlife

with the diet, particularly in the first year of life. A yearling on good feed may have three-point antlers and a three-year-old on poor feed may wear only spikes. An adult buck in the prime of life ordinarily has four points on each side. Antlers are unreliable as indicators of age. Age can be determined only by tooth development and wear.

Both bucks and does have reddish coats during the summer, but their colors change to gray in the fall as the long hairs of their coats grow out to form the winter pelage. Fawns are born with spotted coats but lose the spots about 8 to 10 weeks after birth, or about the time they are weaned.

In California, deer seldom breed before they are 16 to 18 months old. The necks of the bucks become swollen several weeks before the actual breeding season and remain so until the breeding activity subsides. Does may have as many as three separate breeding periods during the season, spaced about 28 days apart. If they fail to breed during the first period, they may breed during the second or third period.

Breeding seasons vary with elevation and latitude, but are generally timed so that the young are born during the time of the year when green herbaceous feed is available. The does carry their young for 195-210 days or about seven months and commonly bear single fawns.

The peak of the fawning season varies throughout the State, from early April in parts of coastal California to mid-July in the Sierra Nevada. Some fawns are born earlier and some are born later than the peak periods. Fawns are usually weaned about 60 to 90 days after birth.

The California mule deer is the second most abundant subspecies of deer in the State and is found in abundance in the San Gabriel Mountains.

The animal is migratory except in coastal Southern California and foothill areas where snow does not cause range shifts. The breeding season occurs in October or November in areas along the coast, but extends as late as mid-December in high mountain ranges in the interior.

Nobody knows how many deer were in California when the early settlers arrived. Historical records indicate that in pioneer times deer may not have been as common in the high mountains as they are now, but they were numerous in the valleys and foothills.

After the gold rush hit California with full impact and the settlers began to crowd in, the deer population began to decline. Although market and hide hunting, as well as the day-by-day take of deer for food by individual settlers, is usually charged with having caused the decline in deer numbers, overgrazing and range depletion also had a major impact. As a result of these factors, the deer population reached a low ebb around the turn of the century.

Today, the deer are the most abundant and most popular big game animal in California.

In the face of phenomenal increases in the human population with its attendant spread of settlement and cultivation of the soil, mining, logging, livestock grazing, and all the other activities that have changed the primitive aspect of the land, deer have made a big comeback.

The growing deer population is the result of several factors, the most important of which is the ability of deer to live close to humans. Populations of some species of native animals have declined or have disappeared entirely as a result of man's civilization. However, the deer, like the coyote, has adapted itself to and benefited from many of man's activities.

Clearing of foothill and mountain homesteads, timber cutting, and forest fires have created openings and led to the spread of palatable herbs and browses that have actually improved the deer habitat. The establishment of protective laws and enforcement by game wardens gave the adaptable deer enough protection to take advantage of their ability to reproduce and multiply.

Since mountain lions inhabit the same range as the deer and deer make up a large part of its diet, the growing deer population has created an opportunity for its natural predator, the mountain lion, to thrive.

8. Finishers by Rank



Finish Line 1994: Ben Hian, Joanne Urioste, Evelyn Marshall and Joe Schlereth

Ranking and Index Notes

Finishers are indexed by time and name (starting on page 38). All data is drawn from finisher lists as listed in *Ultrarunning*. Winners are indicated in boldface.

Awards are listed in full when possible.

Finishers for the Last Great Race(s), the Western United States, and John Muir Trail are listed after the finisher index.

Awards Abbreviations

G/S Buckle: Gold/Silver Buckle
LGR5: Last Great Race (5 races)

LGR6: Last Great Race (6 Races)

W4: Western United States

Ram's Head: Sportsman of the Year

JMT: John Muir Trail

2nd SR: Second Sunrise

Rank	Name	Home	Time	Year	Award	Rank	Name	Home	Time	Year	Award
1	Jim O'Brien, 36	CA	17:35:48	1989	G/S Buckle	34	Jussi Hamalainen, 41	FIN	20:15:20	1987	
2	Hal Koerner, 30	OR	18:37:29	2006	Ram	35	Kaname Sakurai, 35	JPN	20:15:27	2000	Cougar
3	Ben Hian, 25	CA	18:39:48	1994	Ram	36	Joe Schlereth, 45	CA	20:17:25	1995	
4	Ben Hian, 27	CA	18:50:24	1996	Ram	37	Jussi Hamalainen, 46	CA	20:18:05	1992	
5	Jorge Pacheco, 34	CA	18:52:24	2003	Ram	38	Hans Put, 39	NY	20:18:13	2000	Arabian Stallion
6	Jorge Pacheco, 33	CA	19:05:06	2001	Ram	39	Jim Gensichen, 39	CA	20:21:49	1988	G/S Buckle
7	Ben Hian, 29	CA	19:05:35	1998	Ram	40	Tom Nielsen, 37	CA	20:22:22	1996	Cougar
8	Tom Nielsen, 40	CA	19:07:50	1999	Ram	41	Tom Nielsen, 47	CA	20:23:07	2006	Cougar
9	Tom Nielsen, 41	CA	19:09:04	2000	Ram	42	Kevin Sawchuk, 32	VA	20:23:14	1997	
10	Jorge Pacheco, 36	CA	19:10:28	2004	Ram	43	Tom Nielsen, 46	CA	20:26:18	2005	Horse
11	Ben Hian, 26	CA	19:11:11	1995	Ram	44	Ian Torrence, 27	NV	20:26:19	1999	Buck-10pt
12	Scott Jurek, 24	SD	19:15:06	1998		45	Leland Barker, 39	UT	20:30:26	1997	
13	Fred Shufflebarger, 44	CA	19:22:16	1992	G/S Buckle	46	Jussi Hamalainen, 43	CA	20:31:21	1989	
14	Tom Nielsen, 39	CA	19:26:08	1998	Cougar	47	Jussi Hamalainen, 47	CA	20:33:25	1993	
15	Gabriel Flores, 29	CA	19:30:36	1995		48	Kyle Hoang, 35	CA	20:35:30	2006	Horse
16	Guillermo Medina, 30	CA	19:30:36	2004	Cougar	49	Lon Freeman, 29	CA	20:38:18	2004	
17	Jussi Hamalainen, 44	CA	19:31:24	1990	G/S Buckle	50	Ian Torrence, 25	NV	20:40:37	1997	
18	Guillermo Medina, 29	CA	19:33:13	2005	Ram	51	Stephen Harris, 41	CA	20:43:04	1995	
19	Cirildo Gonzalez, 43	MEX	19:37:03	1997	Ram	52	Guillermo Medina, 28	CA	20:45:12	2003	Buck 10-Pt
20	Jim Gensichen, 38	CA	19:37:13	1987	G/S Buckle	53	Joe Schlereth, 46	CA	20:46:34	1996	Rhino
21	Fred Shufflebarger, 45	CA	19:41:44	1993	Ram	54	Ian Torrence, 26	NV	20:52:21	1998	
22	Andy Jones-Wilkins, 37	CA	19:43:18	2005	Cougar	55	Juan Herrera, 28	MEX	20:52:29	1997	
23	Jim Pellon, 37	CA	19:44:44	1987		56	Madero Herrera, 25	AZ	20:54:45	1996	
24	Joe Schlereth, 44	CA	19:50:47	1994	Rhino	57	Patrik Gunnarsson, 33	CA	20:57:53	1998	
25	Scott Jurek, 25	WA	19:51:19	1999	Buck-10pt	58	Jeff Hines, 36	CA	20:59:04	1996	
26	Jussi Hamalainen, 49	CA	19:51:26	1995	Rhino, Eagle	59	Joe Schlereth, 42	CA	20:59:18	1992	
27	Jim O'Brien, 34	CA	19:51:47	1987		60	Hal Koerner, 28	CO	20:59:24	2004	
28	Andy Jones-Wilkins, 36	CA	19:53:06	2004	Horse	61	Dale Capewell, 31	CA	21:04:30	1994	
29	Joe Schlereth, 43	CA	20:04:11	1993		62	Guillermo Medina, 31	CA	21:05:15	2006	
30	Andy Jones-Wilkins, 36	CA	20:07:30	2003	Cougar	63	Jussi Hamalainen, 42	CA	21:05:22	1988	
31	Tom Nielsen, 38	CA	20:09:22	1997	Cougar	64	Hans Put, 37	NY	21:06:08	1998	Horse
32	Bill Kissell, 32	CA	20:10:52	1987		65	Al Val Verde, 40	CA	21:06:09	1998	Rhino
33	Jussi Hamalainen, 45	CA	20:12:56	1991	G/S Buckle	66	Jeff Riley, 37	OR	21:08:33	2006	



Kevin Sawchuk & Doug Spencer, finish line 1999.



Suzanne Brana, 1999

Rank	Name	Home	Time	Year	Award	Rank	Name	Home	Time	Year	Award
67	Guillermo Medina, 26	CA	21:13:05	2000	Buck-10pt	128	Douglas Spencer, 41	CA	22:25:25	1999	Horse
68	Chip Parsons, 38	CA	21:13:05	1992		129	Donald Caldwell, 45	CA	22:27:50	1989	
69	Osbaldo Nava Lopez, 34	MEX	21:14:28	2006		130	Mark Marcelli, 42	CA	22:29:18	2001	
70	Stephen Harris, 34	CA	21:17:40	1988		131	Dennis Huffman, 45	CA	22:29:28	1994	
71	Douglas Spencer, 39	CA	21:17:53	1997		132	Dana Taylor, 33	CA	22:29:28	1994	
72	Bill Finkbeiner, 36	CA	21:18:28	1992	W4	133	Martyn Greaves,	GB	22:30:20	1987	
73	Jussi Hamalainen, 48	CA	21:19:46	1994		134	Alfred Bogenhuber, 48	CA	22:31:05	1988	
74	Jack Slater, 42	CA	21:20:17	1989		135	Bruce Hoff, 32	CA	22:31:17	1995	
75	Jussi Hamalainen, 51	CA	21:20:55	1997	Rhino	136	Craig Thornley, 39	OR	22:31:18	2003	
76	Dean Karnazes, 41	CA	21:21:18	2003	Horse	137	John Demorest, 38	CA	22:31:54	1989	
77	Fred Shufflebarger, 43	CA	21:24:01	1991		138	Jussi Hamalainen, 52	CA	22:33:46	1998	Buffalo
78	Jonathan Worswick, 34	CA	21:27:32	1997		139	Kathy Britcliffe, 34	CA	22:36:57	1989	
79	Joe Schlereth, 39	CA	21:31:58	1989		140	David Flynt, 38	CA	22:39:30	1994	
80	Dan Barger, 25	CA	21:35:20	1990		141	Sherry Kae Johns, 40	AZ	22:39:35	1995	Rhino
81	Kurt Madden, 39	CA	21:35:53	1994		142	Scott Mills, 48	VA	22:40:59	1999	Rhino
82	Martimiano Cervantes, 46	CA	21:36:59	1998	Buck-8pt	143	Patrik Gunnarsson, 32	CA	22:42:05	1997	
83	Joe Schlereth, 41	CA	21:37:27	1991	W4	144	Stephen Harris, 42	CA	22:43:41	1996	
84	Jack Slater, 41	CA	21:40:05	1988		145	Wayne McGilvery, 31	CA	22:44:26	1999	
85	Stephen Harris, 40	CA	21:40:16	1994		146	Carlos Banderas, 47	CA	22:45:05	1997	Buck-8pt
86	Adaberto Mendoza, 49	CA	21:41:18	2001	Elk	147	Joe Schlereth, 40	CA	22:46:19	1990	
87	Stephen Harris, 44	CA	21:42:46	1998		148	Guillermo Medina, 25	CA	22:47:35	1999	
88	Stephen Harris, 43	CA	21:43:04	1997		149	Angel Perez, 32	CA	22:48:18	2003	
89	Jack Slater, 43	CA	21:45:14	1990		150	Micah White, 38	CA	22:48:24	2001	
90	Ron Ehrhard, 28	CA	21:47:14	1998		151	Jussi Hamalainen, 40	CA	22:49:00	1986	
91	Carlos Torres, 20	MEX	21:47:24	2005	Ram's Head	152	Rolly Portelance, 47	CA	22:49:06	1990	
92	Stephen Harris, 38	CA	21:49:56	1992		153	Dennis Huffman, 42	CA	22:49:56	1991	
93	Jeff Hines, 35	CA	21:50:36	1995		154	Blake Wood, 37	NM	22:50:38	1995	
94	Richard Provost, 40	CA	21:52:00	1986	G/S Buckle	155	John Cave, 32	WA	22:51:55	1992	
95	Carlos Banderas, 48	CA	21:53:52	1998		156	Scott McKenzie, 40	CA	22:53:48	1995	
96	David Park, 38	CA	21:54:33	1994		157	Gabriel Flores, 32	CA	22:53:59	1998	
97	Adaberto Mendoza, 48	CA	21:55:35	2000	Rhino	158	Tom Winter, 45	CA	22:54:40	1994	
98	Jussi Hamalainen, 50	CA	21:55:40	1996	Buffalo	159	Kirk Apt, 33	CO	22:55:34	1995	
99	Dick Brainard, 44	MA	21:56:06	1989		160	Jussi Hamalainen, 55	CA	22:56:24	2001	
100	Dave Atlas, 33	MT	21:56:13	1992		161	Pat Whyte, 41	CA	22:57:07	1989	
101	John-Mark Staude, 26	AZ	21:56:18	1991		162	William Ramsey, 44	CA	22:57:14	1997	
102	Jack Slater, 39	CA	21:59:00	1986		163	Carlos Banderas, 43	CA	22:59:25	1994	
103	Phill Kiddoo, 29	CA	22:00:00	2004		164	Ralph West,	CA	23:02:04	1987	
104	Ruperto Romero, 42	CA	22:00:23	2006	Rhino	165	Monte Mackey, 45	CA	23:03:18	2001	
105	Evelyn Marshall, 37	CA	22:01:16	1995	Ram	166	Carlos Herrera, 21	MEX	23:04:06	2006	
106	Lance Davis, 33	CA	22:03:10	1993		167	Marc Gallardo, 31	CA	23:05:46	1996	
107	Ignace Matthys, 32	BEL	22:05:26	1991		168	Carlos Banderas, 45	CA	23:06:42	1995	
108	Carlos Banderas, 50	CA	22:05:48	2000	Buck-8pt	169	Ernesto Henriquez, 39	CA	23:06:42	1995	
109	Joseph Franko, 45	CA	22:08:07	1991		170	Adaberto Mendoza, 51	CA	23:07:18	2003	Rhino
110	David Flynt, 39	CA	22:08:17	1995		171	Dan Barger, 23	CA	23:07:31	1988	
111	Douglas Spencer, 38	CA	22:08:53	1996		172	Chris Christensen, 35	CA	23:07:48	1992	
112	Guillermo Medina, 27	CA	22:09:30	2001		173	Suzanne Brana, 41	CA	23:08:47	1999	Cougar
113	Derrick Carr, 39	VA	22:11:14	2000	Buck-10pt	174	John Pearch, 30	WA	23:10:30	2003	
114	Tim Seminoff, 38	UT	22:12:07	1996		175	Shawn McDonald, 29	CA	23:10:42	1995	
115	Tom Cheese, 31	CA	22:12:56	1990		176	Angel Perez, 35	CA	23:11:16	2006	
116	Ben Hian, 24	CA	22:14:00	1993		177	Craig Thornley, 42	OR	23:11:28	2006	
117	Andy Jones-Wilkins, 33	AZ	22:15:36	2000		178	Bill Carlson, 32	CA	23:12:17	1992	
118	Joseph Kulak, 35	CO	22:16:12	2003	LGR6	179	Bill Kee, 40	CA	23:12:24	1997	
119	Jeff Hines, 40	CA	22:16:49	2000		180	Mark Marcelli, 36	CA	23:13:18	1995	
120	Joseph Franko, 44	CA	22:17:51	1990		181	Don Redmond, 22	CA	23:14:11	1990	
121	Lou Pals, 50	CDN	22:18:21	1992		182	Dan Williams, 52	CA	23:14:30	2001	
122	Cirildo Gonzalez, 44	MEX	22:20:05	1998		183	Chris Cole, 23	CA	23:17:00	1986	
123	Heikki Ingstrom, 34	UT	22:21:03	1992		184	Ken Gregorich, 42	CA	23:17:06	2001	
124	Marshall Ulrich, 38	CO	22:22:14	1989	LGR6	185	Kyle Hoang, 34	CA	23:17:12	2005	
125	David Balsley, 42	NY	22:22:35	1989		186	Sherry Kae Johns, 42	NM	23:18:00	1997	Ram
126	Kevin Sawchuk, 34	CA	22:23:53	1999		187	Jay Grobeson, 38	CA	23:18:09	1999	
127	David Park, 39	CA	22:24:51	1995		188	David Lygre, 47	WA	23:18:36	1989	



Sherry Kae Johns, 1997



Scott Jurek, 1999



Jussi Hamalainen, 2004-19 Finishes

Rank	Name	Home	Time	Year	Award	Rank	Name	Home	Time	Year	Award
189	Joe Franiak, 30	CA	23:18:49	1991		250	Mike Fiorito, 29	NC	23:48:35	1996	
190	Rob McNair, 45	CA	23:19:07	2000		251	Scott McKenzie, 39	CA	23:49:52	1994	
191	Scott McKenzie, 41	CA	23:20:37	1996		252	Larry Gassan, 41	CA	23:50:04	1996	
192	Tom Sloan, 41	CA	23:21:08	1989		253	Herb Tanzer, 38	CA	23:51:02	1990	
193	Phil Penna, 42	CA	23:21:26	1990		254	Louis Paciello, 34	AZ	23:51:19	2000	
194	Kent Crites, 37	CA	23:22:58	1988		255	Devy Reinstein, 34	CA	23:51:25	1990	
195	Michael Gregg, 28	CA	23:23:00	1986		256	Jack Slater, 44	CA	23:51:26	1991	
196	Thomas Winter, 42	CA	23:23:09	1990		257	Noel Hanna, 31	IRE	23:51:29	1998	Ram's Head
197	Bill Kee, 38	CA	23:24:12	1995		258	Stewart Duffield, 36	WA	23:51:42	1991	
198	Al Val Verde, 42	CA	23:24:32	2000		259	Jennifer Johnston, 35	CA	23:51:57	1999	Cougar
199	Peter Gagarin, 44	MA	23:25:11	1989		260	Jamie Williams, 45	CA	23:51:57	1994	
200	Rob McNair, 44	CA	23:26:11	1998		261	Whit Rambach, 36	CA	23:52:00	2003	
201	Ray Bell, 44	FL	23:27:27	1988	W4	262	Micah White, 37	CA	23:52:09	2000	
202	Jussi Hamalainen, 54	FIN	23:27:46	2000	Buffalo	263	Gordon Hardman, 38	CO	23:53:00	1989	LGR6
203	Alex Feldman, 40	ID	23:28:07	1997		264	Devin Corcoran, 48	CA	23:53:06	2005	Buck-8pt
204	Gary Johnson, 38	CA	23:28:09	1991		265	Jack Slater, 45	CA	23:53:18	1992	
205	Jennifer Johnston, 34	CA	23:28:43	1998	Ram	266	Larry Harlan, 37	CA	23:53:44	1996	
206	Willis McCarthy, 35	CA	23:29:01	1990		267	Wendell Robison, 38	WY	23:54:00	1990	
207	Ashley Idema, 26	OR	23:29:05	2006	Ram	268	Jack Slater, 40	CA	23:54:25	1987	
208	Stu Sherman, 49	CA	23:29:18	2004	Rhino	269	Jeff Pecsar, 38	CA	23:55:15	1988	
209	Jay Grobeson, 44	CA	23:29:24	2005	Rhino, Elk	270	Francisco Fabian, 50	CA	23:55:24	2001	
210	Danny Westergaard, 31	CA	23:29:32	1990		271	Garry Curry, 33	CA	23:55:25	1987	
211	Jeff Thompson, 39	CA	23:29:54	1990		272	Robert Prado, 34	CA	24:01:16	1988	
212	Ian Maddieson, 44	CA	23:30:05	1986		273	John Bandur, 48	WA	24:04:00	1986	
213	Wendell Robison, 37	WY	23:30:34	1989		274	Stephen Harris, 45	CA	24:06:47	1999	
214	Jay Grobeson, 36	CA	23:30:43	1997		275	Adaberto Mendoza, 54	CA	24:07:31	2006	
215	Brian Polley, 35	CA	23:32:08	2006		276	Stacey Bunton, 43	OR	24:10:28	2006	Cougar
216	Jussi Hamalainen, 53	CA	23:32:52	1999	Buck-8pt	277	Caz Scislowicz, 51	CA	24:12:07	2000	
217	Scott Mills, 44	VA	23:33:07	1995		278	Jay Grobeson, 43	CA	24:20:00	2004	2nd Sunrise
218	Dana Miller, 42	UT	23:33:24	1993		279	Kellen Betts, 22	CA	24:28:06	2004	
219	Duke Bartoo, 47	CA	23:34:02	1999		280	Jennifer Henderson, 37	CA	24:28:27	1996	Ram
220	John Robinson, 34	OR	23:34:46	2000		281	Martin Ramires, 34	AZ	24:28:27	1996	
221	Nate McDowell, 28	OR	23:35:29	2000		282	Adaberto Mendoza, 47	CA	24:30:01	1998	
222	Larry Goodman, 33	CA	23:35:48	1990		283	Edith Bogenhuber, 47	CA	24:31:04	1991	
223	Blake Wood, 38	NM	23:36:16	1996		284	Gene Thibeault, 49	CA	24:32:14	1995	
224	Susan Gimbel, 43	CA	23:37:05	1990	G/S Buckle	285	Jennifer Johnston, 40	CA	24:32:24	2004	Ram
225	Denis Trafecanty, 53	CA	23:37:09	1996		286	Vince Pedroia, 52	CA	24:34:09	1999	Buffalo
226	Bruce Hoff, 29	CA	23:37:15	1992		287	Bill Kee, 42	CA	24:34:17	1999	
227	Angel Perez, 34	CA	23:38:24	2005		288	Derrick Carr, 38	VA	24:34:34	1999	
228	Walter Allison, 35	CA	23:38:34	1990		289	Rafael Arceo, 35	CA	24:37:18	2003	
229	Willis McCarthy, 42	CA	23:39:19	1997		290	Vince Pedroia, 52	CA	24:37:32	1998	
230	Evelyn Marshall, 36	CA	23:39:37	1994	Ram	291	Diana Finkel, 31	CO	24:39:06	2003	Ram
231	Tom Nielsen, 35	CA	23:39:37	1994		292	Jorge Pacheco, 32	CA	24:39:39	2000	
232	Caesar Cepeda, 37	CA	23:39:41	2000		293	David Flynt, 38	CA	24:40:48	1993	
233	Devin Corcoran, 49	CA	23:40:34	2006	Buck-8pt	294	Vincent Balch, 41	CA	24:42:02	1997	
234	Richard Hillestad, 44	CA	23:41:00	1986		295	David Coblentz, 43	NM	24:43:25	2006	
235	Ian Torrence, 31	NV	23:41:12	2004		296	Dale Sutton, 47	CA	24:44:30	1987	
236	Kaname Sakurai, 34	JPN	23:41:16	1998	Ram's Head	297	George Beech, 41	CO	24:50:02	1991	
237	Kevin Lee, 32	CA	23:41:40	1996		298	Gary Hilliard, 49	CA	24:50:16	2004	Buck-8pt
238	Jussi Hamalainen, 60	CA	23:43:11	2006	Buffalo	299	Micheal McCarthy, 42	OR	24:50:16	2006	
239	Thomas Green, 42	MD	23:43:46	1992		300	Denis Trafecanty, 54	CA	24:52:48	1997	Buffalo
240	Barry Condron, 30	CA	23:44:35	1994		301	Vince Pedroia, 54	CA	24:52:59	2000	
241	Shawn McDonald, 32	CA	23:44:55	1998		302	Julie Fingar, 30	CA	24:53:24	2005	Ram
242	David Adams, 41	WY	23:45:10	1993		303	Marc Gallardo, 32	CA	24:53:52	1997	
243	Bernard Coudurier, 44	CA	23:45:47	1996		304	Rob McNair, 52	CA	24:54:20	2006	
244	Hollis Lenderking, 40	CA	23:46:46	1990		305	Jussi Hamalainen, 58	CA	24:55:06	2004	Buffalo
245	Vicki DeVita, 38	CA	23:46:56	1991	G/S Buckle	306	Monte Mackey, 41	CA	24:55:57	1997	
246	Michael Modzelewski, 36	CA	23:47:20	1989		307	Nick Bassett, 50	WY	24:56:49	1995	Buffalo
247	Scott Modzelewski, 27	AZ	23:47:20	1989		308	Wayne Gibbons, 31	CA	24:58:07	1990	
248	John Cave, 31	CA	23:47:30	1991		309	Tom Sloan, 40	CA	24:58:26	1988	
249	John Demorest, 42	CA	23:47:32	1993		310	Greg Pirkel, 32	HI	24:59:14	2000	



Ben Hian, 1994




Evelyn Marshall, 1993



Tom Nielsen (r) with pacer Jeff Hines, 2005.

Rank	Name	Home	Time	Year	Award	Rank	Name	Home	Time	Year	Award
311	Jeff Huff, 38	HI	24:59:15	2000		371	Jussi Hamalainen, 56	CA	26:04:12	2003	Buck-8pt
312	Edward Boggess, 39	CO	24:59:58	1997		372	Scott Eppelman, 40	TX	26:04:14	2006	
313	Perry Petschar, 41	CA	25:00:55	1995		373	Linda Elam, 45	CA	26:04:16	1991	W4
314	Rob McNair, 43	CA	25:02:18	1997		374	akabill Molmen, 54	HI	26:04:42	1998	
315	Ed Masters, 37	UT	25:04:41	1989		375	Ronda Sundermeier, 37	OR	26:06:12	2004	Cougar
316	Elaina McMahon, 39	CA	25:05:33	1996	Cougar	376	Tony Ostrom, 45	CA	26:07:56	2000	
317	Martha Swatt, 33	WY	25:06:00	1995		377	Gary Ritchie, 58	CA	26:08:18	1998	
318	Dan Barger, 29	CA	25:06:08	1994		378	David Daly, 40	CA	26:08:30	2001	
319	Jeff Arndt, 48	AK	25:06:30	2001		379	Ted Winters, 48	CA	26:09:00	1986	
320	Thomas Winter, 39	CA	25:08:37	1987		380	Deborah Askew, 41	CA	26:09:15	1999	Rhino
321	Monte Mackey, 35	CA	25:08:54	1991		381	Bill Kee, 48	CA	26:11:30	2005	
322	Bernard Coudurier, 45	CA	25:10:38	1997		382	Jean-Paul Mazaud, 43	CA	26:13:02	1995	
323	Jennifer Johnston, 36	MI	25:11:24	2000	Ram	383	akabill Molmen, 56	HI	26:14:24	2000	
324	Peter Palmer, 44	CT	25:14:18	1997		384	Garry Curry, 42	CO	26:14:50	1996	
325	Rafael Arceo, 38	CA	25:14:28	2006		385	Jay Grobeson, 33	CA	26:15:33	1994	
326	Bill Graney, 46	CA	25:14:28	2006		386	Stephanie Ehret, 43	CO	26:16:11	2006	
327	Vince Pedroia, 51	CA	25:14:36	1997		387	Harry Bruell, 37	CO	26:16:11	2006	
328	Evelyn Marshall, 35	CA	25:15:09	1993	Ram	388	Dave Robinson, 34	CA	26:16:19	1996	
329	Donald Tucker, 32	UT	25:16:14	1989		389	Bernard Coudurier, 43	CA	26:16:33	1995	
330	Sue Johnston, 40	VT	25:16:30	2006	Rhino, 2nd Sunrise	390	Nancy Tinker, 42	CA	26:17:59	1993	
331	Walter Morrison, 52	CA	25:16:54	1990		391	Tracy Bahr, 32	OR	26:20:30	2005	Cougar
332	Troy Limb, 43	CA	25:18:18	2004		392	Edward Boggess, 41	CO	26:21:52	1999	LGR6
333	Peter Gagarin, 41	MA	25:19:00	1986		393	Phil Galdi, 36	CA	26:23:00	1986	
334	Jeff Arndt, 51	AK	25:20:24	2004		394	Nick Bassett, 52	WY	26:23:10	1997	
335	Robert Volkenand, 57	OR	25:21:16	1988		395	Wally Hesselstine, 60	CA	26:23:24	2003	Buffalo
336	Mike Malinin, 36	CA	25:22:06	2004		396	Richard Gates, 35	UT	26:24:18	1992	W4
337	Jennifer Johnston, 37	CA	25:23:36	2001	Ram	397	Rafael Arceo, 33	CA	26:24:30	2001	
338	Edith Bogenhuber, 46	CA	25:23:37	1990		398	Jack Nosco, 30	CA	26:25:04	1992	
339	Barry Condron, 30	CA	25:23:42	1993		399	Garry Curry, 35	CA	26:25:20	1989	
340	William Ramsey, 43	CA	25:26:11	1996		400	Elaina McMahon, 38	CA	26:25:54	1995	
341	Patrick Stewart, 35	CA	25:31:03	1997		401	Dale Sutton, 46	CA	26:27:00	1986	
342	Dennis Huffman, 44	CA	25:31:56	1993		402	David Overstreet, 46	CA	26:27:11	2006	
343	Jay Grobeson, 34	CA	25:32:46	1995		403	Jimmy Freeman, 29	CA	26:27:32	2006	
344	David Capron, 53	CA	25:33:47	1998		404	Francisco Fabian, 48	CA	26:28:38	1999	
345	Larry Vandenburg, 46	WA	25:34:42	2000		405	Edward Lujan, 51	CA	26:30:09	1989	
346	Jeff Arndt, 47	AK	25:34:51	2000		406	Jeff Hagen, 46	CA	26:30:33	1993	
347	Mike Trevino, 25	CA	25:36:37	2000		407	Kathy Britcliffe, 33	CA	26:30:55	1988	G/S Buckle
348	Jay Grobeson, 35	CA	25:37:25	1996		408	Hoberto Serrano, 40	CA	26:31:07	2006	
349	William Stenzel, 26	CA	25:37:31	2000		409	Kent Crites, 43	CA	26:31:13	1994	
350	Jay Grobeson, 37	CA	25:38:51	1998	LGR6	410	Russell Moore, 49	CA	26:33:13	1988	
351	Tracy Bahr, 31	OR	25:41:12	2003	Cougar	411	Gabriel Flores, 28	CA	26:33:38	1994	
352	Mark "PineNut" Kiner, 30	CA	25:41:12	2004		412	Vince Pedroia, 48	CA	26:33:41	1994	
353	Curt Ringstad, 41	OR	25:42:36	1993		413	Jack Nosco, 33	CA	26:33:51	1995	
354	Brandon Sybrowsky, 22	UT	25:44:42	1993		414	Wally Hesselstine, 61	CA	26:34:30	2004	
355	Nancy Tinker, 40	CA	25:44:48	1991		415	Jeffrey Robbins, 46	CA	26:34:57	1998	
356	Juan Herrera, 32	MEX	25:45:26	2000		416	Larry Webster, 56	WA	26:35:55	1989	
357	Raymond Villeneuve, 38	CDN	25:52:30	1992		417	Barbara Frye-Krier, 47	FL	26:38:06	2001	W4, Rhino
358	Jana Gustman, 34	CA	25:55:24	2001	Cougar	418	Bobby Keogh, 57	NM	26:38:06	2001	
359	Steve Harvey, 44	CA	25:55:31	1988		419	Leslie Vitale, 42	CA	26:39:08	1995	
360	Mark Cosmas, 38	AZ	25:56:30	2005		420	Jimmy Fullerton, 50	CA	26:40:23	2004	
361	Jeff Huff, 37	HI	25:56:47	1999		421	Diane Ridgeway, 47	CO	26:40:35	1996	Rhino
362	Stephen Harris, 47	CA	25:57:06	2001		422	Moe Beaulieu, 46	CA	26:40:46	1990	
363	Jay Grobeson, 40	CA	25:57:18	2001		423	Bill Lee, 40	CO	26:41:50	1989	
364	Terry Crawford, 42	CA	25:57:25	1990		424	Jay Anderson, 48	CA	26:42:12	2004	
365	Al Val Verde, 39	CA	25:58:11	1997		425	Milan Furin, 45	SVK	26:42:22	1995	Ram's Head
366	Denis Trafecanty, 58	CA	25:58:18	2001		426	Paul Ralyea, 37	VA	26:42:33	2004	
367	Troy Limb, 44	CA	26:00:00	2005		427	Jerry Blinn, 42	CA	26:43:27	1989	
368	Tim Ball, 32	CA	26:02:04	1991		428	Duke Bartoo, 45	CA	26:43:41	1997	
369	John Bandur, 51	WA	26:03:20	1989		429	Joseph Franko, 46	CA	26:44:34	1992	
370	Rene Casteran, 42	OR	26:03:20	1989	W4	430	Denis Trafecanty, 60	CA	26:45:12	2003	




Gabriel Flores & son Gabriel, 1998




Tracy Bahr and pacer Jay Anderson at Shortcut Saddle, 2005

Rank	Name	Home	Time	Year	Award	Rank	Name	Home	Time	Year	Award
431	Gary Henslee, 45	CA	26:45:17	1996		491	Stacey Buntun, 40	OR	27:17:06	2003	Rhino
432	Francisco Fabian, 49	CA	26:45:27	2000		492	Mark Samuelson, 39	CA	27:18:05	1992	
433	Jim Musselman, 39	GA	26:46:29	1999	LGR6	493	Adam Ray, 40	CA	27:18:08	2006	
434	William Ramsey, 48	CA	26:46:29	1999		494	James Furnish, 50	CA	27:18:30	1992	
435	Byron Melendy, 47	CA	26:46:30	1990		495	Raymond Greenlaw, 39	GA	27:18:41	2000	
436	Chris Stephenson, 40	CA	26:46:30	2005		496	Kenneth Farley, 40	CA	27:20:12	2005	
437	Larry Castano, 37	CA	26:46:52	1990		497	Gene Joseph, 41	AZ	27:20:51	1993	
438	Jack Slater, 46	CA	26:47:30	1993		498	Milt Scholl, 30	OR	27:20:51	1987	
439	Steve Harvey, 42	CA	26:48:00	1986		499	Kevin Lee, 36	CA	27:21:19	2000	
440	Bob Ulloa, 47	CA	26:48:33	1996		500	Ofelia Bermudez, 40	CA	27:21:27	1996	
441	Stephen Harris, 46	CA	26:48:40	2000		501	Dennis Huffman, 43	CA	27:21:40	1992	
442	James Maynard, 37	CA	26:49:30	2005		502	Richard Buck, 43	CA	27:22:25	1989	
443	Pamela Reed, 34	AZ	26:49:48	1995		503	Susan Gimbel, 41	CA	27:22:27	1988	
444	Dan Brenden, 55	AZ	26:53:16	2006		504	Vince Pedroia, 49	CA	27:22:40	1995	
445	Rob Byrne, 43	CA	26:54:06	2001		505	Joanne Urioste, 43	NV	27:22:40	1995	Rhino
446	Dan Williams, 54	CA	26:54:18	2003		506	Rick Kelley, 46	AZ	27:22:45	1996	
447	Mike Burke, 56	OR	26:54:18	2006		507	Larry Castano, 38	CA	27:23:38	1991	
448	Fred Vance, 43	CA	26:54:20	1995		508	Eric Hodges, 51	CA	27:24:36	2000	W4
449	Jim Good, 46	CA	26:55:06	2004		509	Paul Bonnett-Castillo, 38	AZ	27:24:48	1999	
450	Jack Slater, 47	CA	26:55:46	1994		510	Jerry Little, 30	CO	27:24:50	1998	
451	David Capron, 52	CA	26:56:13	1997		511	Jonathan Kimura, 21	CA	27:25:30	2001	
452	Joseph Franko, 47	CA	26:56:38	1993		512	David Turner, 33	CA	27:25:31	1994	
453	Byron Melendy, 53	CA	26:56:41	1994		513	John Peacock, 51	NV	27:26:00	1989	
454	Damon Collier, 40	CA	26:58:13	2006		514	Gabor Kozinc, 41	CA	27:26:30	2004	
455	Randy Calvert, 44	NV	26:58:38	1997		515	Chuck Eidsenschink, 36	OR	27:27:45	1989	
456	Willis McCarthy, 33	CA	26:59:31	1988		516	Wayne Christopherson, 41	MI	27:28:13	1989	
457	Dean Dobberteen, 24	CA	27:00:47	1999		517	John McComish, 51	CA	27:29:25	1988	
458	Lance Goss, 45	CA	27:01:10	1990		518	Randy Rhodes, 44	CO	27:30:50	1994	
459	Robert DeVelice, 46	AK	27:01:55	2000		519	Michael LeFebvre, 33	CA	27:31:36	1993	
460	Dan Brenden, 54	AZ	27:02:12	2005	LGR6	520	Paul Garnett, 38	CA	27:32:00	1986	
461	Micah White, 41	CA	27:03:06	2004		521	Gill Cornell, 42	CA	27:32:42	1992	
462	Jimmy Fullerton, 52	CA	27:03:17	2006		522	William Ramsey, 47	CA	27:32:59	2000	
463	Maria Lemus, 42	CA	27:03:17	2006		523	Thomas Knutson, 50	MN	27:33:00	2000	
464	Jeff Mailloux, 32	ID	27:04:04	1992		524	Al Solish, 36	CA	27:33:00	1986	
465	Suzanne Brana, 40	CA	27:04:20	1998	Cougar	525	Joe Clapper, 38	VA	27:34:28	1997	
466	Garry Curry, 40	CO	27:04:34	1994		526	Frank Earnest, 53	CA	27:34:36	2004	W4, LGR6
467	Jeffrey Robbins, 45	CA	27:05:32	1997		527	Michael Campbell, 54	VA	27:35:24	2004	
468	Bill Kee, 48	CA	27:05:36	2003		528	Cindie Grunt, 41	OR	27:35:49	1991	
469	Gary Hilliard, 50	CA	27:06:24	2005		529	Danny Westergaard, 35	CA	27:36:03	1994	
470	Luis Escobar, 34	CA	27:06:29	1997		530	David Ruvalcaba, 52	CA	27:36:20	2006	
471	Duke Bartoo, 48	CA	27:07:06	2000		531	Kelly Solverson, 35	CA	27:38:36	2005	
472	Bob Ulloa, 51	CA	27:07:07	2000		532	Ed Furtaw, 43	NV	27:38:52	1991	
473	David Van Wicklin, 51	CA	27:07:12	2003		533	Monica Scholz, 33	CAN	27:39:06	2000	Cougar
474	Rocky Allen, 29	CA	27:08:12	2006		534	Perry Petschar, 39	CA	27:40:04	1993	
475	Nancy Tinker, 35	CA	27:09:17	1989		535	Jeff Stevenson, 48	CA	27:40:21	1994	
476	Devin Corcoran, 34	CA	27:09:36	2001		536	Rafael Arceo, 31	CA	27:40:37	1999	
477	David Cepoi, 27	CA	27:12:18	1992		537	Robert Robak, 45	CA	27:41:17	1997	
478	Jack Nosco, 29	CA	27:13:04	1991		538	Michael Dimkich, 33	CA	27:42:12	2001	
479	Rod Bien, 31	OR	27:13:18	2003		539	Danny Westergaard, 46	CA	27:42:30	2005	
480	Paul Braun, 34	CA	27:13:45	1996		540	Jamshid Khajavi, 51	WA	27:42:36	2004	W4, LGR6
481	Jack Nosco, 38	CA	27:14:06	2000		541	Kim Gimenez, 40	CA	27:43:06	2004	Rhino
482	Larry Gassan, 38	CA	27:14:20	1993		542	John McComish, 50	CA	27:43:12	1987	
483	Wally Hesseltine, 62	CA	27:14:30	2005		543	Monica Scholz, 34	CAN	27:43:24	2001	
484	Wendell Robison, 36	WY	27:15:07	1988	LGR5	544	Marc Reynolds, 42	CA	27:43:55	1990	
485	Jimmy Fullerton, 49	CA	27:15:36	2003		545	Ted Winter,	CA	27:44:08	1987	
486	Elaina McMahon, 37	CA	27:15:48	1994		546	Michael Martin, 41	CA	27:44:32	1989	
487	Vince Pedroia, 55	CA	27:16:06	2001		547	John Mark, 40	CA	27:44:40	1992	
488	Hal Chiasson, 58	CA	27:16:12	2001		548	Joanie Mork, 38	CA	27:44:40	1992	
489	Jussi Hamalainen, 59	CA	27:16:18	2005		549	Kathy Welch, 39	CA	27:44:40	1992	
490	Ivan Buzik, 56	CA	27:16:47	2000		550	David Pirogowicz, 44	CA	27:45:46	1996	



Denis Trafecanty, 1997



Hal Koerner, 2004



Cirildo Gonzalez, 1998 Ram

Rank	Name	Home	Time	Year	Award	Rank	Name	Home	Time	Year	Award
551	Howard MacNair,	CA	27:45:55	1987		611	Elaina McMahon, 36	CA	28:13:58	1993	
552	Arthur Moore, 57	OH	27:46:17	1994		612	Jack Murray, 43	CA	28:14:18	2004	
553	Stephen Fukumoto, 37	CA	27:47:01	1987		613	Doug Woods, 45	CA	28:14:30	1989	
554	Frank Ives, 49	CA	27:47:29	1991		614	Eric Hodges, 49	CA	28:14:52	1998	
555	Justin Soares, 21	OR	27:47:29	2000		615	Eric Priedkains, 35	CA	28:15:16	2006	
556	Thomas Knutson, 49	MN	27:47:43	1999	W4	616	Hal Chiasson, 55	CA	28:17:00	1998	
557	Clem LaCava, 52	OR	27:48:14	2000		617	Danny Westergaard, 45	CA	28:17:18	2004	
558	Lyman Perry, 33	HI	27:48:27	2000		618	Christine Gibbons, 33	NJ	28:17:25	1995	
559	Burgess Harmer, 49	NV	27:48:53	1991	W4, LGR5	619	Wayne Gibbons, 36	NJ	28:17:25	1995	
560	Richard Hayes, 49	CA	27:49:16	2000		620	Joe Livak, 51	NV	28:17:42	1992	
561	Elaina McMahon, 41	CA	27:50:39	1998	Rhino	621	Jeffery LaMora, 26	UT	28:17:57	1999	
562	Jim Orr,	CA	27:50:41	1987		622	Steve McRae, 41	CA	28:18:13	1992	
563	Keith Richards-Dinger, 36	CA	27:51:30	2004		623	Eric Dinger, 30	AZ	28:18:18	2004	
564	Chrissy Weiss, 43	CA	27:53:06	2004		624	Kent Holder, 49	CA	28:18:36	1988	
565	akabill Molmen, 55	HI	27:53:17	1999		625	Hal Chiasson, 57	CA	28:19:00	2000	
566	Jacqueline Odre, 31	HI	27:53:17	1999		626	Lisa Conover, 43	WI	28:20:12	2001	
567	Tom Magram, 38	CA	27:54:00	1986		627	Jeff Pettigrew, 42	CA	28:20:24	1996	
568	Jack Resh, 55	CA	27:54:00	1986		628	Chris Scott, 47	CA	28:20:24	1996	
569	Dennis Werth, 49	CO	27:54:21	1991		629	Lisa Conover, 48	WI	28:20:31	2006	
570	Chris Cole, 27	CA	27:54:57	1990		630	Dick Collins, 56	CA	28:21:18	1989	
571	Steve McCormick, 46	CA	27:55:55	1990		631	Anne Langstaff, 36	CA	28:21:43	1997	Cougar
572	Tom Waddell, 48	CA	27:56:07	1994		632	Tonya Mauldin, 46	CA	28:22:54	1993	
573	Randy Isler, 41	NM	27:56:37	1998		633	Jeff Bender, 32	CA	28:23:22	1994	
574	Richard Gates, 32	UT	27:57:14	1989		634	Maggie Anderson, 43	NZ	28:23:27	1995	
575	Toni Stermölle, 39	CA	27:58:11	1991		635	Jack Nosco, 38	CA	28:23:46	1990	
576	Dan Barger, 21	CA	27:59:00	1986		636	Edith Bogenhuber, 48	CA	28:24:05	1992	
577	Garry Curry, 32	CA	27:59:00	1986		637	Garry Curry, 52	CO	28:24:10	2006	
578	Burgess Harmer, 48	NV	27:59:08	1990	W4	638	Dick Collins, 57	CA	28:24:34	1990	W4
579	Scott Willis, 29	CA	27:59:15	1991		639	Catherine Mather, 42	CAN	28:25:00	2000	Rhino
580	Carol O'Hear, 31	WA	27:59:20	2006		640	Fred Dimmick, 39	NY	28:25:23	1996	
581	Michael Suter, 50	CA	27:59:22	1997		641	Carlos Diaz, 45	CA	28:25:36	2001	
582	Marc Andrieux, 45	FRA	28:00:30	2001		642	Damon Collier, 37	CA	28:26:12	2005	
583	Karl Jensen, 51	CAN	28:01:46	1999	LGR6	643	Eric Demazure, 44	FRA	28:26:24	2004	SY
584	Robert Robak, 39	CA	28:02:12	1991		644	John Peacock, 55	NV	28:26:42	1993	
585	Jason Hodde, 26	IN	28:02:33	1996		645	Burgess Harmer, 50	NV	28:26:45	1992	W4, LGR5
586	Jeff Stein, 40	CA	28:03:00	2006		646	Richard Vander Stucken, 55	CA	28:27:23	1994	
587	William Ramsey, 48	CA	28:04:18	2001		647	Barry Condron, 29	CA	28:27:47	1992	
588	Bob Cowdrey, 50	CA	28:04:42	1994		648	Frederico Fuentes, 34	MEX	28:28:12	2004	
589	Wendell Robison, 43	WY	28:05:02	1995		649	Michael McDonald, 54	CA	28:28:25	1998	
590	Garry Curry, 37	CO	28:05:05	1991		650	Jack Meyer, 43	CA	28:28:32	2006	
591	Robert Pike,	CA	28:05:47	1987		651	Leland Kern, 41	MT	28:28:45	1998	
592	Wendell Doman, 44	CA	28:06:06	2003		652	Fred Vance, 39	CO	28:28:47	1991	
593	Hal Chiasson, 61	CA	28:06:18	2004		653	Greg Pirkil, 33	HI	28:29:07	2001	
594	Whit Rambach, 31	CA	28:06:34	1998		654	Matt Palocsay, 23	CA	28:30:19	2000	
595	Joanne Urioste, 46	NV	28:06:51	1994		655	Richard Tufts, 43	CA	28:30:24	1987	
596	Stephen Fukumoto, 38	CA	28:07:01	1988		656	Howard Cohen, 42	CA	28:31:02	2000	
597	Ken Macleod, 41	CDN	28:07:41	1992		657	Diane Eastman, 45	CA	28:31:04	1987	
598	Milt Scholl, 32	OR	28:08:05	1989		658	Eric Kajiwara, 49	CA	28:31:13	1996	
599	William Ramsey, 50	CA	28:08:30	2003		659	Lee Freeman, 48	CA	28:32:02	1991	
600	Lee Kern, 36	MT	28:09:07	1993		660	Jose Wilkie, 33	KY	28:33:20	1996	
601	Paul Schmidt, 41	CA	28:09:08	1993		661	Carl Jess, 41	NM	28:33:21	2000	
602	Lou Martin, 39	CA	28:09:33	1991		662	Richard Buck, 42	CA	28:33:43	1988	
603	Loren Fitzwater, 40	CA	28:09:40	1995		663	Thomas Harry, 51	CA	28:34:26	2006	
604	Seth Roberts, 44	MA	28:10:20	1996		664	William Ramsey, 45	CA	28:34:43	1998	
605	Gary Wang, 27	CA	28:10:20	1995		665	Pete Sercel, 25	CA	28:34:55	1991	
606	Hiroe Sakurai, 35	JPN	28:10:37	2000		666	Dave Olney, 46	CA	28:34:57	1988	
607	Paul Akiyama, 51	NV	28:10:56	1995		667	Phil Royalty, 27	NV	28:35:19	1996	
608	Maureen McGrath, 36	CA	28:11:31	1998		668	Denny Hagele, 44	CA	28:36:37	1988	LGR5
609	Eric Robinson, 28	CA	28:12:36	1996		669	Nancy March, 47	CA	28:37:12	1994	
610	Milton Scholl, 40	OR	28:13:04	1997		670	Wendell Robison, 42	WY	28:37:12	1994	



Dixie Madsen, 1997



Hans Put, 1998 Horse Award



Jay Grobeson: Elk Award, ten and done! 2005

Rank	Name	Home	Time	Year	Award	Rank	Name	Home	Time	Year	Award
671	Jeff Thompson, 38	CA	28:38:08	1989		731	Ted Harlan, 28	CO	29:03:18	2004	
672	Douglas Spencer, 48	CA	28:38:28	2006		732	Garry Curry, 45	CO	29:03:19	1999	
673	Hal Chiasson, 60	CA	28:38:30	2003		733	Eric Kajiwara, 51	CA	29:03:22	1998	
674	Larry Fambrough, 52	CA	28:38:52	1997		734	Maria Calvert, 38	CA	29:04:27	1998	
675	Fred Vance, 44	CA	28:39:00	1996		735	Jeff Pettigrew, 32	CA	29:05:18	1995	
676	John Radich, 35	CA	28:39:31	1988		736	Dale Sutton, 56	CA	29:05:24	1995	
677	Mike Malinin, 38	CA	28:40:33	2006		737	Barbara Ann Elia, 50	CA	29:06:14	1995	Buffalo
678	Paul Rork, 45	CA	28:40:54	1992		738	Jeff Arndt, 46	AK	29:06:33	1999	
679	Jack Perrodin, 59	CA	28:41:08	1988		739	Robert Develice, 45	AK	29:06:33	1999	
680	Richard Adams, 52	CA	28:41:57	1995		740	Robert Robak, 47	CA	29:06:59	1999	
681	Lorraine Gersitz, 37	CA	28:42:22	1991		741	akabill Molman, 57	HI	29:07:00	2001	
682	Mark Hartinger, 42	WA	28:42:47	1999		742	Kristina Irvin, 40	CA	29:08:23	1998	
683	Maureen McGrath, 31	CA	28:45:18	1993		743	Garry Curry, 50	CO	29:09:24	2004	
684	Rick Kelley, 49	AZ	28:45:54	1999		744	Lee Schmidt, 55	CA	29:09:30	1994	
685	Joseph Franko, 43	CA	28:46:35	1989		745	Stephanie Green, 35	CA	29:10:18	2004	
686	Mike Palmer, 43	CA	28:46:39	1996		746	Robert Thomas, 37	CA	29:10:35	1993	
687	Joe Magruder, 46	CA	28:46:43	1992		747	Perry Petschar, 40	CA	29:10:42	1994	
688	Joseph Tennison, 25	CA	28:48:10	2006		748	Bob Ulloa, 45	CA	29:10:42	1994	
689	Duke Bartoo, 44	CA	28:48:26	1996		749	Larry Gassan, 36	CA	29:10:44	1991	
690	Jeff Bender, 31	CA	28:48:35	1993		750	Lisa Deaton, 43	CA	29:10:46	1996	
691	Michael Soltesz, 41	CA	28:48:40	1997		751	John Surdyk,	IL	29:10:51	1987	
692	Hans-Dieter Weisshaar, 59	GER	28:48:55	1999	Ram's Head	752	Rick Kelley, 47	AZ	29:11:00	1997	
693	Mick Donoff, 52	CD	28:48:56	1996		753	Ferdinand deSouza, 36	UT	29:11:11	1989	
694	Mario Flores, 41	CA	28:49:01	1991		754	Todd Zaayer, 26	CA	29:11:11	1988	
695	Josef Luptowicz, 46	CA	28:49:17	1990		755	Jurgen Teichert, 32	GER	29:11:18	2000	
696	Robert Adjemian, 46	CA	28:49:28	1993		756	Michael Suter, 48	CA	29:11:44	1995	
697	Jeff Parker, 32	NV	28:49:33	1991		757	Todd Leigh, 44	CA	29:12:00	1986	
698	Fenton Cross, 53	CA	28:49:41	1997		758	Richard Lawrence, 35	CA	29:13:11	1997	
699	Stephen Harris, 49	CA	28:50:00	2003		759	Kaoru Takahashi, 32	NY	29:13:13	1999	
700	Lee Muchow, 46	CA	28:50:02	1986		760	Jack Murray, 42	CA	29:13:18	2003	
701	Gary Zicker, 46	NV	28:50:02	1997		761	David Capron, 51	CA	29:14:03	1996	
702	Jimmy Fullerton, 51	CA	28:51:00	2005		762	Duke Bartoo, 46	CA	29:14:06	1998	
703	Wendell Robison, 39	WY	28:51:24	1991	LGR5	763	Scott Sullivan, 42	CA	29:14:12	2001	
704	Leslie Bardessono, 44	CA	28:51:35	2006		764	Sheila Hasham, 44	CA	29:15:00	1986	
705	Garry Curry, 41	CO	28:51:47	1995	Eagle	765	David Hardin, 31	CA	29:15:32	1997	
706	Bozena Maslanka, 30	CA	28:51:56	1997		766	David Jones, 29	CA	29:15:33	1997	
707	Garry Curry, 43	CO	28:52:12	1997		767	Paul Akiyama, 50	NV	29:15:43	1994	W4
708	Mario Flores, 40	CA	28:52:12	1990		768	Jim Gill, 47	CA	29:16:12	2005	
709	Bruce Mauldin, 46	CA	28:52:20	1994		769	Burgess Harmer, 52	NV	29:16:50	1994	LGR6
710	Ray Hermanson, 45	CA	28:52:38	1988		770	Dixie Madsen, 60	CA	29:18:01	1997	Rhino
711	Ron Lowy, 43	CA	28:54:00	1986		771	Stan Jensen, 46	CA	29:19:09	1999	W4, LGR6
712	Todd Leigh, 48	CA	28:54:07	1990		772	Fred Dimmick, 38	NY	29:19:19	1995	
713	James Pepin, 37	CA	28:55:00	1986		773	Fenton Cross, 56	CA	29:19:27	2000	
714	Janine Duplessis, 45	WA	28:55:16	1999	LGR6	774	Dick Tufts, 45	CA	29:19:35	1989	
715	Charles Park, 49	CA	28:55:18	2003		775	Fernand Michaud, 54	NV	29:20:19	1997	
716	Eric Hodges, 48	CA	28:56:48	1997		776	Lisa Conover, 46	WI	29:21:00	2004	
717	Greg Klein, 39	CA	28:57:05	1993		777	John Price, 47	OR	29:21:12	2005	
718	James Rapp, 38	NV	28:57:34	1995		778	Michael Thomas, 35	CO	29:21:40	1997	
719	Dave Olney, 48	CA	28:59:06	1990		779	Tracy Thomas, 39	CA	29:21:57	2000	
720	Bert Meyer, 44	CT	28:59:11	1989		780	Karyn Kroljic, 33	CA	29:22:00	1992	
721	Fred Zalokar, 29	NV	28:59:14	1989		781	Wendell Robison, 40	WY	29:22:00	1992	
722	Ryochi Morita, 47	CA	28:59:21	1990		782	Ronni Ross-Wilde, 36	CA	29:23:58	1996	
723	Michael Andress, 43	CA	28:59:56	1989		783	Bob Givens, 45	TX	29:24:33	1989	
724	Rafael Arceo, 37	CA	29:00:06	2005		784	Scott Willis, 33	CA	29:24:38	1995	
725	Scott Parker, 39	AL	29:00:06	2003		785	Gary Ritchie, 54	CA	29:25:10	1994	
726	Jim U'Ren, 35	CA	29:00:22	1988		786	George Velasco, 43	CA	29:25:52	1996	
727	Fenton Cross, 59	CA	29:01:06	2003		787	Don Williams, 34	AZ	29:26:26	1999	
728	William Ramsey, 42	CA	29:01:56	1995		788	Cindie Grunt, 44	OR	29:27:15	1994	LGR6
729	Doug McKeever, 46	WA	29:02:13	1993		789	Bud Phillips, 49	CO	29:28:16	1996	
730	Jim Glinn, 47	CA	29:02:23	1991		790	Michael Thomas, 33	CO	29:28:54	1995	



Hiroe Sakurai, 1998 Sportsman of the Year



Fred Shufftebarger & Hal Winton, 1994



Louis Paciello, 2000

Rank	Name	Home	Time	Year	Award	Rank	Name	Home	Time	Year	Award
791	Steve Kohler,	CA	29:29:12	1987		851	John Holmes, 55	FL	29:46:32	1997	
792	Ray Hermanson, 47	CAN	29:29:13	1990		852	Jay Norman, 59	TX	29:46:32	1997	
793	Jim Whaley, 41	CA	29:30:10	1988		853	Jerry Zatorski, 42	CA	29:46:36	2005	
794	Terry Cammack, 45	CA	29:30:16	1991		854	Damon Roy Collier, 30	CA	29:47:00	1996	
795	Blakely Hume, 24	NV	29:30:27	1998		855	Laura Spaeth, 28	CA	29:47:24	1990	
796	Richard Greenbauer, 37	CA	29:30:30	2004		856	Brian Luschwitz, 38	ca	29:47:30	2005	
797	Josef Luptowitz, 48	CA	29:30:30	1991		857	Ed Ayres, 48	CT	29:48:32	1990	
798	William Ramsey, 51	CA	29:30:30	2004		858	Bob Beach, 42	CA	29:49:00	1986	
799	Vince Pedroia, 50	CA	29:31:10	1996		859	Jerry Lile, 42	CA	29:49:06	2001	
800	Paul Walczak, 40	NC	29:31:10	1996		860	Richard Senelly, 46	HI	29:49:16	1990	
801	Jay Anderson, 50	CA	29:31:10	2006		861	Tom James, 51	CA	29:49:56	1995	
802	Sabin Snow, 48	AZ	29:31:34	1990		862	Glen Williams, 28	CA	29:50:37	1989	
803	Doug Taylor, 47	NJ	29:31:34	1990		863	Jack Perrodin, 61	CA	29:50:39	1990	
804	Phil Royalty, 23	CA	29:31:36	1992		864	Ruben Cantu, 53	CA	29:50:55	1996	
805	Ken Greco, 34	AZ	29:32:12	2001		865	Hap Arnold, 52	CA	29:51:00	1986	
806	Garry Curry, 39	CO	29:33:15	1993		866	Kathy Berry, 41	CA	29:51:24	1991	
807	Ed Humphrey,	CA	29:33:35	1987		867	Todd Leigh, 50	CA	29:51:25	1992	
808	Gary Rutteneberg, 39	CA	29:33:35	1987		868	Paul Akiyama, 53	NV	29:51:26	1997	
809	Paul Akiyama, 49	CA	29:33:42	1993		869	Douglas Wilde, 39	CA	29:51:56	1992	
810	Ivan Buzik, 55	CA	29:34:17	1999		870	Hans-Dieter Weisshaar, 60	GER	29:53:37	2000	W4,LGR6
811	Danny Westergaard, 36	CA	29:35:17	1995		871	Phil Wright, 46	CA	29:54:19	1990	
812	Sharlene Cadwallader, 50	CA	29:35:19	1999	Buffalo	872	Steven Patt, 55	CA	29:54:24	2004	
813	Paul Schmidt, 39	CA	29:35:25	1991		873	Jason Lakey, 28	CA	29:54:30	2003	
814	Jeff Stevenson, 50	CA	29:35:45	1996		874	Steve McRae, 43	CA	29:54:42	1994	
815	Richard Hayes, 50	CA	29:36:18	2001		875	Richard Tufts, 42	CA	29:55:00	1986	
816	Richard Lawrence, 33	CA	29:36:42	1995		876	Eb Englemann, 51	OR	29:55:08	1993	
817	John Quinn, 35	CA	29:37:01	1996		877	Lee Schmidt, 53	CA	29:55:08	1992	
818	Richard Bellante, 36	CA	29:37:17	1988		878	Robert Tuller, 35	NY	29:55:36	1999	W4,LGR6
819	Rose Ehman, 34	CA	29:37:26	1993		879	Karl Jensen, 51	CAN	29:55:52	2000	
820	Marc Sager, 43	CA	29:37:35	1996		880	Kevin Sayers, 41	MD	29:55:53	2000	
821	Daniel Marcus, 39	IL	29:38:24	2005		881	John Radich, 41	CA	29:55:58	1996	
822	Glen Jaques, 47	BC	29:38:25	1989		882	Mark Olson, 50	CA	29:56:01	1997	
823	Dennis Coffee, 38	CA	29:39:00	1986		883	Michael Peralez, 34	CA	29:56:01	1997	
824	Austin Weiss, 30	CO	29:39:04	1993		884	Norm Albert, 40	CA	29:56:36	1997	
825	Susan Baehre, 42	VA	29:39:18	2001		885	Eric Robinson, 29	CA	29:57:04	1997	
826	Wendell Robison, 44	WY	29:39:27	1996		886	Paul Schmidt, 38	CA	29:57:35	1990	
827	Joanne Urioste, 44	NV	29:39:27	1996		887	Gary Wright, 43	WA	29:57:37	1994	
828	William Gilli, 32	AR	29:39:44	1989		888	Eric Edmunds,	CA	29:57:49	1987	
829	George Velasco, 41	CA	29:40:04	1994		889	Jim Longwith, 52	CA	29:58:00	1998	
830	Richard Hayes, 48	CA	29:40:07	1999		890	Elaina McMahon, 35	CA	29:58:05	1992	
831	Mark Carter, 25	AZ	29:40:27	1999		891	Russ Gamble, 44	CA	29:58:08	1990	
832	Phil Royalty, 21	CA	29:40:42	1990		892	Scott Diamond, 39	OR	29:59:04	2000	
833	Bob Bachani, 48	AZ	29:41:06	2003		893	Fenton Cross, 57	CA	29:59:06	2001	
834	Jay Grobeson, 32	CA	29:41:06	1993		894	Nick Klaich, 46	NV	29:59:24	1991	W4
835	Andrew Salinger, 36	CA	29:41:06	2004		895	Herb Tanimoto, 45	CA	29:59:34	1994	
836	Troy Limb, 42	CA	29:41:18	2003		896	John Greer, 37	AZ	30:00:31	1996	
837	Mike Malinin, 33	CA	29:41:18	2001		897	Thomas O'Neal, 42	CA	30:02:08	1987	
838	Jeffrey Johnson, 24	UT	29:41:44	1994		898	Mike Palmer, 44	CA	30:02:11	1997	
839	Fernand Michaud, 53	NV	29:41:50	1996		899	Fenton Cross, 62	CA	30:03:06	2006	
840	Gene Joseph, 46	AZ	29:42:34	1998		900	Ernie Baker, 49	CA	30:04:00	1986	
841	Norm Albert, 31	CA	29:42:53	1988		901	Joan Szarfinski, 53	CA	30:04:00	1992	
842	Bill Dickey, 51	CA	29:43:03	1990		902	John Canby, 22	CA	30:04:18	1996	
843	Howie Stern, 33	CA	29:43:12	2003		903	Clark Hall, 49	VA	30:04:30	1998	
844	Scott Willis, 27	CA	29:43:16	1989		904	Allen Bursay, 40	CA	30:06:00	2005	
845	Douglas Spencer, 36	CA	29:43:52	1994		905	Catra Corbett, 35	CA	30:06:03	2000	
846	John Radich, 32	CA	29:44:00	1986		906	Rick Cooper, 41	MT	30:06:42	1999	
847	Marc Sager, 41	CA	29:44:04	1994		907	Hartmut Rutzen, 59	GER	30:06:45	2000	
848	Dixie Madsen, 54	CA	29:44:20	1991		908	Mike Stephens, 45	CA	30:07:24	2003	
849	Eric Kajiwara, 57	CA	29:46:00	2004		909	Cindie Grunt, 43	OR	30:07:53	1993	
850	Howie Stern, 31	CA	29:46:24	2001		910	Bill Antholine, 28	AZ	30:08:20	1997	



Barbara Elia, 1997



Garry Curry, 2004



Rafael Arcero, Shortcut Saddle, 2003

Rank	Name	Home	Time	Year	Award	Rank	Name	Home	Time	Year	Award
911	Larry Grill, 56	CA	30:08:21	2006		971	Debra Melvin, 45	CA	30:32:27	1999	
912	Lisa Conover, 40	WI	30:09:56	1998		972	Eric Kajiwara, 48	CA	30:32:32	1995	
913	Jeff Pettigrew, 35	CA	30:09:56	1998		973	Frank Pitts, 61	CA	30:32:35	1992	
914	Herman Cohen, 53	CA	30:09:59	1992		974	Lisa Allen, 33	CO	30:32:49	1997	
915	Mark Olson, 48	CA	30:10:10	1995		975	Lee Freeman, 43	CA	30:33:00	1986	
916	Roger Weingaertner, 50	CA	30:10:56	1997		976	Marc Sager, 39	CA	30:33:00	1992	
917	Larry Ramaekers, 53	CA	30:12:18	2005		977	Allan Kaplan, 40	CA	30:33:27	1995	
918	Rico Ramirez, 49	CA	30:12:21	1993		978	Mark Falcone, 48	CA	30:33:30	2005	
919	Hal Winton, 61	CA	30:12:32	1992	W4, LGR5	979	Garrett Ohara, 39	CA	30:34:12	2005	
920	Phil Wright, 47	CA	30:13:33	1991		980	Richard Schuler, 36	NJ	30:34:16	1996	
921	Garry Curry, 36	CO	30:13:50	1990		981	William Ramsey, 52	CA	30:35:00	2005	Eagle
922	Conn Day, 31	CO	30:13:50	1990		982	Tim Potter, 46	MN	30:35:05	2000	
923	Winston Mitchell, 48	CA	30:14:46	1997		983	Mary Kathleen Barry, 41	CA	30:35:14	1999	
924	Tommy Gallagher, 46	NV	30:15:00	2003		984	Mark Chamley, 42	CA	30:35:31	1995	
925	Donald Werth, 47	CO	30:15:48	1989		985	Jacqueline Odre, 30	HI	30:35:35	1998	
926	Darrell Holm, 38	CA	30:16:00	1999		986	Robert Loyer, 51	CA	30:36:04	1989	
927	Keith Richards-Dinger, 21	CA	30:16:12	2003		987	Bob Ulloa, 48	CA	30:36:26	1997	
928	Karl Schick, 32	CA	30:16:46	1989		988	Mike Rouse, 45	CA	30:37:00	1998	
929	Frank Pitts, 62	CA	30:16:54	1993		989	Gabor Kozinc, 43	CA	30:37:28	2006	
930	Ron Cunningham, 50	OR	30:17:08	1998		990	Bill Losey, 34	OH	30:37:28	2006	
931	Jerry Bloom, 50	CA	30:17:12	2003		991	John Metz, 48	CA	30:37:30	1991	
932	John Marshall, 53	CA	30:17:20	1990		992	Alan Cohn, 42	CO	30:38:14	1997	
933	Richard Gillespie, 50	CA	30:17:26	1996		993	Scott Willis, 30	CA	30:38:37	1992	
934	Mark Kahler, 37	CA	30:17:26	1996		994	Dave Damas, 43	CA	30:38:41	1991	
935	John Spykerman, 30	CA	30:17:41	1995		995	Jose Wilkie, 30	KY	30:38:57	1993	
936	Victoria Huffman, 37	CA	30:17:43	1990		996	Anstr Davidson, 49	VA	30:39:00	1994	
937	Jerry Bloom, 51	CA	30:18:30	2004		997	Garry Curry, 47	CO	30:39:06	2001	
938	Fenton Cross, 54	CA	30:18:59	1998		998	Eugene Trahern, 36	WA	30:39:50	1999	
939	Sean O'Brien, 43	CA	30:19:02	2006		999	Roland Martin, 39	NE	30:40:11	1988	W4
940	Andy Kumeda, 38	CA	30:19:22	2006		1000	Gary Inouye, 50	CA	30:40:12	2003	
941	Matthew Moore, 43	CA	30:19:30	1999		1001	Julie Wu, 29	CA	30:40:12	2003	
942	Barry Fisher, 58	CA	30:20:06	2003		1002	Mark McKinney, 32	CA	30:40:22	2000	
943	James Hamilton, 54	CA	30:20:07	1997		1003	John Spykerman, 35	CA	30:40:37	2000	
944	Richard Fisher, 48	NV	30:20:17	1997		1004	Catra Corbett, 41	CA	30:41:05	2006	
945	Ed Englemann, 51	OR	30:21:42	1993		1005	Kent Goetz, 34	CA	30:41:31	1994	
946	Dan Dempster, 48	CA	30:22:45	1995		1006	Joe Magruder, 48	CA	30:42:06	1994	
947	Wendell Robison, 41	WY	30:23:50	1993		1007	John Ingro, 57	CA	30:42:07	1991	
948	Bud Phillips, 48	CA	30:24:19	1995		1008	Jack Chang, 46	CA	30:42:35	2006	
949	Stan Jensen, 42	CA	30:24:31	1995		1009	Dennis Coffee, 39	CA	30:42:48	1987	
950	Fernand Michaud, 57	NV	30:24:36	2000		1010	Max Hooper, 43	AR	30:42:51	1989	
951	Tom Gallagher, 43	NV	30:24:37	2000		1011	Lauren Cepeda, 33	CA	30:42:58	1998	
952	R. C. Pruitt, 42	CA	30:24:43	1994		1012	Jay Anderson, 44	CA	30:43:09	2000	
953	Will Uher, 53	CA	30:26:09	1999		1013	Michael Kogutek, 49	CA	30:43:47	1998	
954	Gordon Hubbard, 53	CA	30:26:53	1989		1014	David Saine, 47	CA	30:44:20	1996	
955	Mike Palmer, 45	CA	30:27:09	1998		1015	Frederick Stafford, 39	WA	30:44:20	1996	
956	Scott Rozic, 27	CA	30:27:22	2000		1016	Bobb Ankeney, 50	CA	30:44:36	2003	
957	Dixie Madsen, 53	CA	30:28:00	1990		1017	Jason Dorgan, 38	WI	30:44:36	2004	
958	Bozena Maslanka, 31	CA	30:28:01	1998		1018	Bill Harns, 49	CA	30:45:06	1995	
959	Saralie Liner-Jigamian, 36	CA	30:28:26	1989		1019	Dave Remington, 54	CA	30:45:06	1995	
960	Judy Palmer, 32	CA	30:28:26	1989		1020	Catra Corbett, 40	CA	30:45:24	2005	Rhino
961	Ferdinand deSouza, 35	UT	30:28:45	1988		1021	Kristina Irvin, 46	CA	30:45:24	2004	
962	Peter Penland, 43	CA	30:28:50	1999		1022	Jorge Pacheco, 37	CA	30:45:24	2005	
963	Jose Wilkie, 36	KY	30:29:44	1999		1023	Robert Adjemian, 40	CA	30:45:51	1987	
964	Dan Dempster, 47	CA	30:30:08	1994		1024	Gary Dudley, 44	CA	30:45:57	1997	
965	Bill Dickey, 53	CA	30:30:21	1992		1025	Rob Volkenand, 58	OR	30:46:38	1989	W4
966	Robert Adjemian, 45	CA	30:30:45	1992		1026	Steve Harvey, 46	CA	30:46:46	1990	
967	Garry Curry, 46	CO	30:31:23	2000		1027	Ruben Cantu, 54	CA	30:46:52	1997	
968	Rick Kelley, 50	AZ	30:31:23	2000		1028	Max Welker, 50	WA	30:47:28	1992	
969	Tom Chapman, 45	OR	30:31:36	2004		1029	Scott Sullivan, 47	CA	30:47:33	2006	
970	Robert Carswell, 38	CDN	30:32:01	1994		1030	Roger Dike, 63	AK	30:47:48	1990	



Elena Sherman, 1998



Duke Bartoo: 1st buckle in 7 finishes, 1999



Bruce Hoff, 1995

Rank	Name	Home	Time	Year	Award	Rank	Name	Home	Time	Year	Award
1031	Garry Curry, 38	CO	30:48:01	1992		1091	Robert Barr, 48	CA	31:08:30	2003	
1032	Ricardo Ornelas, 33	CA	30:48:10	2006		1092	Doug Greener, 35	CA	31:08:50	1998	
1033	Stephen Simmons, 22	WV	30:48:39	1998		1093	Eric Kajiwara, 58	CA	31:09:00	2005	
1034	Francisco Fabian, 54	CA	30:49:06	2005		1094	Jeff Stevenson, 59	CA	31:09:24	2005	
1035	Richard Buck, 45	CA	30:49:23	1991		1095	John Hopkins, 47	CA	31:09:47	1992	
1036	Robert Tavernini, 33	TX	30:49:39	2000	W4,LGR6	1096	Todd Leigh, 49	CA	31:10:07	1991	
1037	Robert Tuller, 31	NY	30:50:36	1995		1097	Phil Wright, 48	CA	31:11:03	1992	
1038	Gordon Hubbard, 48	CA	30:51:43	1987		1098	Bill Gebbie, 46	CA	31:11:09	1989	
1039	John Spykerman, 32	CA	30:52:13	1997		1099	Michael Gleman, 48	FL	31:11:44	1996	
1040	Howie Stern, 36	CA	30:52:33	2006		1100	Gary Wright, 44	WA	31:11:57	1995	
1041	Steve Teal, 38	CA	30:52:36	2003		1101	Suzi Thibeault, 42	CA	31:12:28	1989	W4
1042	Brick Robbins, 32	CA	30:52:39	1991	JMT	1102	Frank Pitts, 60	CA	31:12:30	1991	
1043	Marc Greenberg, 39	WA	30:52:44	1990		1103	Renne Gardner, 38	CA	31:13:17	1996	
1044	Earl Preeper, 39	CAN	30:52:44	1996		1104	Hiromi Hatta, 35	JPN	31:13:17	1996	Ram's Head
1045	Jeff Kozak, 29	CA	30:52:45	2003		1105	Katsuyuki Hatta, 32	JPN	31:13:17	1996	Ram's Head
1046	Kevin O'Grady, 31	OH	30:52:50	1990		1106	Scott Sullivan, 40	CA	31:13:32	1999	
1047	Phil Royalty, 31	NV	30:53:22	2000		1107	Conrad Daniel, 52	CA	31:14:05	2000	
1048	James Hamilton, 56	CA	30:53:29	1999		1108	Scott Parker, 37	AL	31:14:06	2001	
1049	Scott Willis, 28	CA	30:53:57	1990		1109	Bob Szekeresh, 46	CA	31:14:14	1993	
1050	Gordon Hubbard, 49	CA	30:53:58	1988		1110	Marty Coffey, 41	CA	31:15:36	1991	
1051	John Liebeskind, 40	OR	30:54:12	2001		1111	Lou Peyton, 45	AR	31:15:36	1989	W4
1052	Ken Ward, 44	OR	30:54:12	2001		1112	Victoria DeVita, 47	CA	31:16:01	2000	
1053	Cynthia Heaton,	CA	30:54:13	1987		1113	Paul Stofko, 24	AZ	31:16:16	2000	
1054	Chris Cole, 29	CA	30:54:39	1992	W4	1114	Bozema Maslanka, 32	CA	31:17:12	1999	
1055	Kathy Hamilton, 46	CA	30:54:46	1996		1115	Floyd Whiting, 51	NV	31:17:13	1992	W4, LGR5
1056	Tom Rowe, 44	MT	30:55:17	1992		1116	Richard Buck, 41	CA	31:17:21	1987	
1057	Duke Bartoo, 43	CA	30:55:19	1995		1117	Joe Magruder, 55	CA	31:17:24	2001	
1058	Hiroe Sakurai, 33	JPN	30:56:06	1998	Ram's Head	1118	Garry Curry, 44	CO	31:17:25	1998	
1059	Juergen Heilbock, 41	GER	30:56:07	2006		1119	Ed Demoney, 42	VA	31:17:25	1987	
1060	Michael Turon, 51	CA	30:56:24	1998		1120	Gordon Hubbard, 52	CA	31:17:40	1991	
1061	Dixie Madsen, 56	CA	30:56:28	1993		1121	Thierry Poupard, 45	FRA	31:18:06	1999	
1062	Mike Hamilton, 43	WA	30:57:11	1996		1122	Dan Harshburger, 44	CA	31:18:55	1991	
1063	Sean Cunniff, 34	NM	30:58:05	2006		1123	William Gilli, 38	AR	31:19:03	1995	
1064	Matthias Schoeck, 30	CA	30:58:10	2000		1124	Shannon Lyons, 54	CA	31:20:20	1998	Buffalo
1065	Sandy Israel, 47	CA	30:58:35	1994		1125	Kenneth Tannehill, 45	CA	31:20:30	2006	
1066	Bob Ulloa, 50	CA	30:58:58	1999		1126	Mike Palmer, 47	CA	31:20:39	2000	
1067	Carl Yates, 67	CA	30:59:08	1994		1127	Richard Lawrence, 32	CA	31:21:28	1994	
1068	Joan Risse, 47	CA	30:59:09	1996		1128	Kevin Lutz, 46	CA	31:21:36	2003	
1069	Jim Miller, 44	CA	30:59:55	1990		1129	Barbara Miller, 46	CA	31:21:55	1991	W4
1070	Leif Rustvold, 31	OR	31:01:24	2006		1130	Dave Damas, 45	CA	31:22:00	1993	
1071	Richard Fisher, 47	NV	31:02:58	1996		1131	Bob Cox, 47	NV	31:22:03	1989	
1072	Michael Turon, 52	CA	31:03:00	1999		1132	Burgess Harmer, 47	NV	31:22:03	1989	
1073	Xy Weiss, 45	CA	31:03:27	2006		1133	David Emmons, 39	CA	31:22:11	1996	
1074	Thomas Nyce, 41	AZ	31:03:39	2000		1134	Jason Hodde, 27	IN	31:22:19	1997	W4, LGR6
1075	Tim Sheedy, 51	CA	31:04:08	2000		1135	Scott Sullivan, 44	CA	31:22:24	2003	
1076	Brooks Wade, 51	AK	31:04:46	1996		1136	Barbara Miller, 49	CA	31:23:15	1993	
1077	Jeff Stevenson, 49	CA	31:04:48	1995		1137	Janice O'Grady, 47	CA	31:23:28	1996	
1078	Sandee Miller, 44	CO	31:05:00	1997		1138	Henry Canales, 44	CA	31:23:31	1990	
1079	Gary Wright, 39	WA	31:05:01	1990		1139	R. C. Pruitt, 38	CA	31:23:31	1990	
1080	Leland Kern, 39	MT	31:05:09	1996		1140	Jeanine Carlson, 46	MA	31:23:35	2000	
1081	John Spykerman, 36	CA	31:05:24	2001		1141	Robert Longwell, 57	CA	31:23:46	1996	
1082	David Spaulding, 36	HI	31:05:40	1990		1142	Helen Klein, 66	CA	31:24:02	1989	W4
1083	Bob Moses, 40	CA	31:06:00	1986		1143	George Durr, 45	CA	31:24:06	1991	
1084	Richard Adams, 51	CA	31:06:52	1994		1144	Robert Harris, 36	CA	31:24:12	2004	
1085	Jim Magill, 50	CA	31:07:03	1996	W4,LGR6	1145	Mike Ehlerman, 34	AZ	31:24:26	1999	
1086	Mark Chamley, 39	CA	31:07:29	1992		1146	Bill Harns, 50	CA	31:24:48	1996	
1087	Scott Sullivan, 46	CA	31:07:36	2005		1147	Joe Magruder, 50	CA	31:24:48	1996	
1088	Bill Harns, 45	CA	31:07:50	1991		1148	Jay Anderson, 43	CA	31:24:50	1999	
1089	Bob Moses, 45	CA	31:07:50	1991		1149	Stephen Simmons, 21	WV	31:24:55	1997	
1090	Eric Kajiwara, 54	CA	31:08:18	2001		1150	Garry Curry, 49	CO	31:25:06	2003	



Michael Bur, Three Points, 2004



Eugene Trahern, 2005



Ronda Sundermeier & Stacy Bunton, 2004

Rank	Name	Home	Time	Year	Award	Rank	Name	Home	Time	Year	Award
1151	Brent Speers, 45	CA	31:25:06	2003		1211	Mary Kathleen Barry, 40	CA	31:39:27	1998	
1152	Lee Freeman, 46	CA	31:25:21	1989		1212	Lee Jebian, 57	CA	31:39:39	1998	
1153	Patrick Peters, 51	CA	31:25:33	1996		1213	Albert Miller, 35	OR	31:39:42	1989	
1154	Robert Adjemian, 50	CA	31:26:03	1997		1214	Alan Nozaki, 35	HI	31:39:54	1990	
1155	Mike Hamilton, 41	WA	31:26:18	1994		1215	Fernand Michaud, 56	NV	31:40:18	1999	
1156	Howard Cohen, 43	CA	31:26:30	2001		1216	Kevin Cassidy, 33	AUS	31:40:29	1993	
1157	Scott Sullivan, 41	CA	31:26:49	2000		1217	Catra Corbett-McNeely, 38	CA	31:40:30	2003	
1158	Louise Elaine Comar, 47	CA	31:27:08	2000		1218	Bill Roeh, 49	CA	31:40:34	1994	
1159	Joan Risse, 46	CA	31:27:20	1995		1219	Hans-Dieter Weisshaar, 66	GER	31:41:02	2006	Rams Head
1160	Norm Albert, 42	CA	31:27:22	1999		1220	Kyong Martin, 49	CA	31:41:18	2004	
1161	Blakely Hume, 22	CA	31:28:04	1996		1221	Larry Decker, 45	GA	31:41:24	1992	
1162	Douglas Spencer, 37	CA	31:28:04	1995	W4,LGR6	1222	Barbara Ann Elia, 52	CA	31:41:29	1997	Buffalo
1163	Jeffrey Tincher, 37	IN	31:28:12	1993		1223	Thomas Dill, 47	CA	31:41:41	1992	
1164	Bruce Purdy, 36	MI	31:28:13	1993		1224	Joey Ann Kimball, 22	CA	31:42:12	1999	
1165	Rod Barnes, 43	CA	31:28:19	1991		1225	Fred Abramowitz, 54	CO	31:42:19	2006	
1166	Philip Pierce, 53	MA	31:28:50	1994		1226	Mike Palmer, 45	CA	31:43:05	1999	
1167	Todd Leatherwood, 32	TX	31:29:39	2000		1227	Terri Hayes, 47	NV	31:43:07	1990	
1168	Vilma Mejia, 40	CA	31:30:05	1991		1228	Steve Harvey, 49	CA	31:43:10	1993	
1169	Robert Adjemian, 52	CA	31:30:08	1999		1229	Carrie Burrous, 26	CA	31:43:16	1995	
1170	Bob Szekeresh, 50	CA	31:30:19	1997		1230	Jess Heroux,	CDN	31:43:54	1992	
1171	Damon Collier, 31	AR	31:30:20	1997		1231	Bill Gebbie, 44	CA	31:44:06	1987	
1172	Mike Palmer, 48	CA	31:30:24	2001		1232	Manuel G. Garcia, 54	CA	31:44:12	2003	
1173	Charlie Chandonia, 56	TX	31:30:34	1997		1233	Terri Hayes, 48	NV	31:44:25	1991	
1174	Bert Meyer, 52	CT	31:30:59	1997		1234	Sarah Spelt, 45	CA	31:44:30	2004	
1175	Mona Gutierrez, 42	CA	31:31:06	2004		1235	Jack Slater, 48	CA	31:44:58	1995	Eagle
1176	Skip Bailey, 41	CA	31:31:08	1993		1236	Tommy Gallagher, 47	NV	31:45:00	2004	
1177	Mike Palmer, 49	CA	31:31:12	2003		1237	Georgia Gibbon, 36	CA	31:45:00	2005	
1178	Mike Stephens, 41	CA	31:31:23	1999		1238	Marc Greenberg, 40	WA	31:45:00	1991	
1179	Bill Sublett, 43	VA	31:31:24	2000		1239	Donald Matthias, 55	CA	31:45:05	1991	
1180	Damon Collier, 35	CA	31:31:30	2001		1240	Jonathan Gunderson, 27	CA	31:45:06	2005	
1181	George Velasco, 45	CA	31:31:46	1998		1241	Mike Stephens, 45	CA	31:45:12	2005	
1182	Bill Dickey, 49	CA	31:31:55	1988		1242	Michael DelaRosa, 44	CA	31:45:31	1991	
1183	Frank Pitts, 57	CA	31:32:00	1988		1243	Bill Mack, 40	CA	31:45:41	1993	
1184	Jeff Hagen, 45	CA	31:32:30	1992		1244	Tom Gallagher, 41	NV	31:45:50	1998	
1185	Frederick Riemer, 45	UT	31:32:30	1992	W4	1245	Frank Pitts, 59	CA	31:45:56	1990	
1186	Michael Britt, 49	WA	31:32:52	2000		1246	Robert Josephs, 42	CA	31:47:16	1997	
1187	Michael Britt, 49	WA	31:32:52	2000		1247	Mike Stephens, 43	CA	31:47:24	2001	
1188	Elena Sherman, 45	CA	31:33:50	1998		1248	Eugene Trahern, 42	OR	31:47:36	2005	
1189	Elena Sherman, 45	CA	31:33:50	1998		1249	Xy Weiss, 44	CA	31:47:36	2005	
1190	Bob Ulloa, 52	CA	31:34:24	2001		1250	Bill Matella, 39	CA	31:47:52	1987	
1191	Duke Bartoo, 49	CA	31:34:30	2001		1251	Julia Bramer, 36	CA	31:48:05	2000	
1192	George Velasco, 42	CA	31:34:42	1995		1252	Stan Zychowski, 46	CA	31:48:07	1994	
1193	David Harris, 45	CA	31:34:44	1998		1253	Marie Boyd, 47	CA	31:48:08	1995	
1194	Brent Speers, 47	CA	31:35:06	2005		1254	Charlie Murdach, 34	CA	31:48:30	2003	
1195	Mitchell Rossman,	MN	31:35:41	1999		1255	Garry Curry, 51	CO	31:49:12	2005	
1196	Larry Kelly, 37	CA	31:35:46	1997		1256	David Jones, 51	CA	31:49:17	1999	
1197	Jeff Stevenson, 51	CA	31:36:01	1997		1257	Russ Gamble, 41	CA	31:49:55	1991	
1198	Paul Walczak, 43	VA	31:36:39	1999		1258	John Radich, 49	CA	31:50:00	2003	
1199	John Strom, 49	NY	31:36:55	1989		1259	Brad Holderman, 36	CA	31:50:02	1998	
1200	Stuart Geman, 49	FL	31:37:15	1994		1260	Todd Leigh, 58	CA	31:50:04	2000	
1201	Curtis B. Davis, 38	CA	31:37:30	2003		1261	Sarah Spelt, 41	CA	31:50:33	2000	
1202	Catra Corbett, 36	CA	31:37:36	2001		1262	Gary Holloway, 35	ID	31:50:34	1997	W4
1203	Scott Willis, 26	CA	31:38:07	1988		1263	Gary Miller, 60	CA	31:50:34	1997	
1204	Adrian Crane, 36	CA	31:38:24	1991		1264	David Saine, 48	CA	31:50:34	1997	
1205	Karen Powers, 45	WY	31:38:48	1995		1265	Raymond Solis, 41	CA	31:51:07	1997	
1206	Gordon Hubbard, 51	CA	31:38:57	1990		1266	Michael Kogutek, 57	CA	31:51:14	2006	
1207	Stan Zychowski, 52	CO	31:39:11	2000		1267	John Radich, 52	CA	31:52:00	2006	
1208	Scott Parker, 36	AZ	31:39:22	2000		1268	Scott Willis, 25	CA	31:52:07	1987	
1209	Lorraine Sorensen, 53	CA	31:39:24	2003	Buffalo	1269	Allan Kaplan, 42	CA	31:52:12	1997	
1210	Terry Cammack, 43	CA	31:39:25	1989		1270	Dick Collins, 58	CA	31:52:29	1991	



Lauren Cepeda, finish line 1998



Carlos Banderas, 1997, Buck



Catra Corbett & Xy Weiss, 2005

Rank	Name	Home	Time	Year	Award	Rank	Name	Home	Time	Year	Award
1271	Gary Waldsmith, 50	CA	31:52:29	1991		1331	James Hamilton, 53	CA	32:08:53	1996	
1272	Marc Greenberg, 36	WA	31:52:43	1987		1332	Bill Harns, 44	CA	32:09:14	1990	
1273	Rick Van Hoorne,	CA	31:52:43	1987		1333	Charlie Mercer, 33	CA	32:10:30	2003	
1274	Byron Melendy, 48	CA	31:53:04	1989		1334	Gordon Hubbard, 47	CA	32:11:00	1986	
1275	Tom Gallagher, 42	NV	31:53:15	1999		1335	Bob King, 44	CA	32:11:00	1986	
1276	Sam Voltaggio, 49	TX	31:53:25	2000		1336	Jack Nosco, 35	CA	32:11:09	1987	
1277	Rick Kelley, 51	AZ	31:53:35	2001		1337	Robert Tuller, 26	CA	32:11:55	1990	
1278	Robert Davidson, 34	AZ	31:53:41	1989		1338	Frederick Davis III, 52	OH	32:12:18	2000	
1279	Paul DiMarco, 45	TX	31:54:06	1999		1339	Ted McDonald, 42	CA	32:12:20	2006	
1280	Phil Wright, 55	CA	31:54:10	1999		1340	Stan Zychowski, 44	CA	32:12:35	1992	
1281	Frank Pitts, 66	CA	31:54:16	1997		1341	David Turner, 30	CA	32:12:46	1991	
1282	Claudia Newsome, 40	CA	31:54:25	1990		1342	Bill Andrews, 46	CA	32:13:11	1998	W4, LGR6
1283	Frank Pitts, 68	CA	31:54:29	1999		1343	Michael Vavrin, 24	CA	32:13:30	1997	
1284	Matt Palocsay, 22	CA	31:54:34	1999		1344	Scott Sullivan, 45	CA	32:14:24	2004	
1285	Jeannie Wood, 35	CA	31:56:00	1986		1345	Wayne Kocher, 62	NV	32:14:27	1999	
1286	William Maida, 37	CA	31:56:04	1988		1346	Raymond Solis, 38	CA	32:14:33	1994	
1287	Jeff Brettler, 44	CA	31:56:18	2005		1347	Gary Zicker, 45	NV	32:14:54	1996	
1288	Gerald Reichert, 41	ND	31:56:27	1995		1348	Robert Baird, 44	CA	32:15:00	2005	
1289	Brian Elliott, 42	CA	31:57:12	1995		1349	Terry Eckenwiler, 36	CA	32:15:11	1994	
1290	Dan Harshburger, 43	CA	31:58:23	1990		1350	Randy Klassen, 48	CA	32:15:24	2001	
1291	Booth Hartley, 45	CA	31:58:43	1987		1351	David Emmons, 37	CA	32:15:31	1994	
1292	Bill Braun, 51	CA	31:59:02	1999		1352	Marc Greenberg, 45	WA	32:15:37	1996	
1293	Ben Anella, 52	CA	31:59:16	1997		1353	Thomas Harry, 49	CA	32:16:00	2004	
1294	Ronda Sundermeier, 34	OR	31:59:36	2001		1354	Mike Palmer, 53	CA	32:16:01	2006	
1295	Vilma Mejia, 44	CA	31:59:50	1995		1355	Bob Norton, 53	CA	32:16:11	1991	
1296	Gary Wright, 47	WA	32:00:03	1998		1356	Mark Ryne, 52	CA	32:16:22	2006	
1297	Matthew Kavanaugh, 41	CA	32:00:15	1998		1357	Eric Kajiwara, 52	CA	32:16:31	1999	
1298	Nadia Costa, 32	CA	32:00:24	2003		1358	Rick Miller, 44	CA	32:16:31	1999	
1299	Wendy Young, 47	CA	32:00:24	2003		1359	Patricia Hall, 41	VA	32:17:02	1998	
1300	John Eugster, 49	NV	32:00:59	1999		1360	Larry Mann, 37	CA	32:17:06	2001	
1301	Larry Davidson, 42	NV	32:01:10	1989		1361	Steve McRae, 47	CA	32:17:20	1998	
1302	Stan Zychowski, 48	WY	32:01:17	1996		1362	Lora Zagnoli, 38	CA	32:18:23	2000	
1303	Rob Hacker, 46	CO	32:01:30	2006		1363	Gary Wright, 41	WA	32:18:35	1992	
1304	Mark Jacob, 47	CA	32:01:30	2006		1364	Glen Zirbel, 59	CA	32:18:44	1990	LGR5
1305	Larry Hall, 49	IL	32:02:12	2003		1365	Mark Wieneke, 54	CA	32:19:18	2005	
1306	John Strom, 45	NY	32:02:13	1987		1366	Andy Kumeda, 37	CA	32:19:24	2005	
1307	Saralie Liner-Jigarnian, 35	CA	32:02:24	1987		1367	Norman Richardson, 50	MA	32:19:24	2005	
1308	Glen Williams, 26	CA	32:02:24	1987		1368	Peter Louis Goren, 18	CA	32:19:24	2001	
1309	Dan Bratches, 35	ME	32:03:24	2003		1369	Lee Schmidt, 52	CA	32:19:43	1991	
1310	PJ Salmonson, 43	HI	32:03:53	1990		1370	Tom Weigt, 48	MN	32:20:13	2000	
1311	Stan Zychowski, 43	CA	32:04:04	1991		1371	Lou Bello, 37	MN	32:20:14	2000	
1312	Caroline Spencer, 38	WI	32:04:15	2000		1372	Loren Leonard, 61	CA	32:20:26	1990	
1313	Mark Wood, 44	WI	32:04:16	2000		1373	Milo Lewis, 39	CA	32:20:33	1991	
1314	Tracy Thomas, 38	CA	32:04:45	1999		1374	Steve Cassell, 40	NV	32:20:59	1989	
1315	David Penny, 32	CA	32:05:04	1995		1375	J. R. Young, 44	CA	32:21:00	2003	
1316	Mori Hannemann, 36	CA	32:05:12	2001		1376	Chuck Haraway, 44	CO	32:21:17	1992	
1317	Marli Cline, 32	CA	32:05:18	2001		1377	Allan Kaplan, 41	CA	32:21:18	1996	
1318	Phil Shattuck, 44	CA	32:06:02	1988		1378	Bertha Marineo, 52	CA	32:21:31	1998	W4
1319	Scott Sullivan, 39	CA	32:06:10	1998		1379	Julia Bramer, 35	CA	32:22:02	1999	
1320	Henry Canales, 46	CA	32:06:16	1988		1380	Thomas Murphy, 24	CA	32:22:06	1994	
1321	H.E. Foster, 46	CA	32:06:16	1988		1381	Larry Decker, 44	GA	32:22:52	1991	
1322	Frank Pitts, 63	CA	32:07:00	1994		1382	Rick Kelley, 48	AZ	32:22:56	1998	
1323	Robert Kellogg, 53	MN	32:07:09	1996		1383	Hartmut Frenzel, 37	CA	32:23:18	2005	
1324	Loren Leonard, 62	CA	32:07:09	1991		1384	John Marshall, 52	CA	32:23:28	1989	
1325	Kathy Maynard, 44	CA	32:07:09	1991		1385	Michael Bur, 35	MD	32:23:30	2000	
1326	Tom Weigt, 44	MN	32:07:09	1996		1386	Anstr Davidson, 51	VA	32:24:03	1996	
1327	Stefan Schlett, 38	CA	32:08:14	2000		1387	Robert Adjemian, 47	CA	32:24:04	1994	
1328	Blakley Hume, 21	CA	32:08:29	1995		1388	Clement Choy, 52	CA	32:24:15	1999	
1329	Carl Yates, 64	CA	32:08:30	1991		1389	Robert Andrusis, 38	AZ	32:24:19	2006	
1330	Eric Kajiwara, 56	CA	32:08:36	2003		1390	Daniel Lovell, 34	CA	32:24:37	2000	



Joanne Urioste, 1995 Rhino Award



Daddy's had it. Finish Line, 2005

Rank	Name	Home	Time	Year	Award	Rank	Name	Home	Time	Year	Award
1391	Larry Mann, 36	CA	32:24:38	2000		1451	Joseph Franko, 42	CA	32:40:23	1988	
1392	Ray Gruenewald, 41	WA	32:25:36	2001		1452	Suzi Clark, 41	CA	32:40:56	1988	
1393	Margaret Smit, 34	MT	32:25:50	1989		1453	Mike Palmer, 42	CA	32:41:30	1995	
1394	Vicki DeVita, 50	CA	32:26:06	2003		1454	Bill Matella, 41	CA	32:41:47	1989	
1395	Joe Sheehy, 52	CA	32:26:11	2000		1455	Allan Kaplan, 37	CA	32:41:48	1992	
1396	Tommy Gallagher, 48	NV	32:26:16	2005		1456	George Velasco, 47	CA	32:42:03	2000	
1397	Nancy Shura, 51	CA	32:26:30	2001		1457	Tony Farinella, 50	CA	32:42:16	1991	
1398	Richard Bellante, 42	CA	32:26:47	1994	Buffalo	1458	Damon Dockstader, 23	TX	32:42:35	1991	
1399	Mary Lou Pentasuglio, 41	CA	32:26:52	1995		1459	Dong Ngo, 51	FL	32:42:43	1989	
1400	Robert Karwasky, 31	CA	32:27:00	1986		1460	Wendell Robison, 45	WY	32:42:55	1997	
1401	Linda Dewees, 49	CA	32:27:15	2006		1461	Jim Ingalls, 47	IN	32:43:29	1992	W4, Eagle
1402	Booth Hartley, 46	CA	32:27:32	1988		1462	Garry Curry, 34	CA	32:43:35	1988	W4, LGR5
1403	Gary Wright, 46	WA	32:27:34	1997		1463	Conn Allen Day, 29	IN	32:43:35	1988	
1404	Thomas O'Neal, 41	CA	32:27:45	1986		1464	Ross Zimmerman, 39	AZ	32:44:42	1992	
1405	A. J. Shaka, 40	CA	32:27:49	1998		1465	Kurt Lund, 40	CA	32:45:00	1991	
1406	Barry Shaka, 36	CA	32:27:49	1998		1466	Wes Barrett, 55	CA	32:45:12	1991	
1407	Ed Arasim, 54	CA	32:28:00	1994		1467	Kenneth Hubbard, 56	VA	32:45:18	2003	
1408	Paul Schmidt, 42	CA	32:28:00	1994		1468	Jeffery Su, 43	CA	32:45:26	2006	
1409	Bill Harns, 54	CA	32:28:03	2000		1469	Joe Pospichal, 37	CA	32:45:27	2000	
1410	Milo Lewis, 35	CA	32:28:08	1988		1470	Brian Poeppel, 44	MN	32:45:49	1999	
1411	Karlheinz Kobus, 37	GR	32:28:18	2003		1471	Leon Draxler, 57	WA	32:45:54	1999	
1412	John Ingro, 55	CA	32:28:51	1989		1472	George Velasco, 40	CA	32:46:10	1993	LGR6
1413	Bert Meyer, 49	CT	32:29:53	1994		1473	Michael Bur, 38	MD	32:50:18	2003	
1414	Tim Sheedy, 54	CA	32:30:06	2003		1474	Roy Warner, 31	CA	32:50:30	1990	LGR6
1415	Bill Harns, 53	CA	32:30:29	1999		1475	George Velasco, 44	CA	32:50:40	1997	
1416	Stuart Sorensen, 56	CA	32:30:30	2001		1476	Dimitri Kieffer, 33	WA	32:50:44	1999	
1417	Greg Minter, 38	CA	32:31:39	1999		1477	Dale Coats, 61	CA	32:51:00	1999	
1418	Fred Pollard, 65	CA	32:32:06	2004		1478	Jeff Mikesell, 38	AZ	32:51:49	1999	
1419	Shannon Farar-Grieter, 44	CA	32:33:06	2005		1479	Mark Ryne, 50	CA	32:52:18	2004	
1420	Hans-Dieter Weisshaar, 65	GER	32:33:06	2005		1480	George Velasco, 46	CA	32:52:22	1999	
1421	Vanessa Jones, 42	CA	32:33:24	2004		1481	Gordon Hubbard, 53	CA	32:52:33	1992	
1422	Wendy Young, 50	CA	32:33:35	2006		1482	Gary Wright, 37	WA	32:52:46	1988	
1423	Kathy Hamilton, 43	CA	32:33:53	1993		1483	Maureen McGrath, 30	CA	32:53:18	1992	
1424	Lee Schmidt, 54	CA	32:33:54	1993		1484	Michael Siltman, 37	IL	32:57:34	2006	
1425	Joe Florio, 40	CA	32:34:09	2000							
1426	Leroy Sena, 43	CA	32:34:16	1997							
1427	Robert Andrulis, 37	AZ	32:34:18	2005							
1428	Joseph Franko, 50	CA	32:34:18	1996							
1429	Jeff Washburn, 49	MA	32:34:18	1999							
1430	Dixie Madsen, 58	CA	32:34:21	1995	LGR6						
1431	Bill Harns, 52	CA	32:34:23	1998							
1432	Tony Jankowski, 44	CA	32:34:31	1997							
1433	Bonnelle Murphy, 49	CA	32:34:51	1997							
1434	David Harris, 44	CA	32:35:00	1997							
1435	John Rhodes, 55	NV	32:35:06	2003							
1436	Terry Rhodes, 47	NV	32:35:06	2003							
1437	Gary Zicker, 40	NV	32:35:12	1991							
1438	Michael Landa, 27	CA	32:35:28	2006							
1439	Tracie Essick, 34	CA	32:35:49	1995							
1440	Mike Stephens, 48	CA	32:36:22	2006							
1441	Gary Wright, 49	WA	32:36:43	2000							
1442	Fred Holmes, 60	TX	32:36:46	1997							
1443	Joanie Mathieson, 45	CA	32:36:50	1991							
1444	Jeffery Su, 41	CA	32:37:18	2004							
1445	Robert Adjemian, 57	CA	32:37:24	2004							
1446	Tom Janzen, 54	CA	32:38:34	2006							
1447	John Squires, 40	CA	32:38:44	1987							
1448	Robin Hale, 40	CA	32:39:14	1992							
1449	Raymond Villeneuve, 39	CDN	32:39:16	1993							
1450	Mike Campbell, 40	CA	32:39:40	1994							

9. Finisher Index



Jana Gustman and Jennifer Johnston, 2001



Mike Dimkich, 2001



Sharlene Cadwallader, 1999

A			
Abramowitz, Fred, 54	CO	31:42:19	2006
Adams, David, 41	WY	23:45:10	1993
Adams, Richard, 51	CA	31:06:52	1994
Adams, Richard, 52	CA	28:41:57	1995
Adjemian, Robert, 40	CA	30:45:51	1987
Adjemian, Robert, 45	CA	30:30:45	1992
Adjemian, Robert, 46	CA	28:49:28	1993
Adjemian, Robert, 47	CA	32:24:04	1994
Adjemian, Robert, 50	CA	31:26:03	1997
Adjemian, Robert, 52	CA	31:30:08	1999
Adjemian, Robert, 57	CA	32:37:24	2004
Akiyama, Paul, 49	CA	29:33:42	1993
Akiyama, Paul, 50	NV	29:15:43	1994 W4
Akiyama, Paul, 51	NV	28:10:56	1995
Akiyama, Paul, 53	NV	29:51:26	1997
Albert, Norm, 31	CA	29:42:53	1988
Albert, Norm, 40	CA	29:56:36	1997
Albert, Norm, 42	CA	31:27:22	1999
Allen, Lisa, 33	CO	30:32:49	1997
Allen, Rocky, 29	CA	27:08:12	2006
Allison, Walter, 35	CA	23:38:34	1990
Anderson, Jay, 43	CA	31:24:50	1999
Anderson, Jay, 44	CA	30:43:09	2000
Anderson, Jay, 48	CA	26:42:12	2004
Anderson, Jay, 50	CA	29:31:10	2006
Anderson, Maggie, 43	NZ	28:23:27	1995
Andress, Michael, 43	CA	28:59:56	1989
Andrews, Bill, 46	CA	32:13:11	1998 W4, LGR6
Andrieux, Marc, 45	FRA	28:00:30	2001
Andrulis, Robert, 37	AZ	32:34:18	2005
Andrulis, Robert, 38	AZ	32:24:19	2006
Anella, Ben, 52	CA	31:59:16	1997
Ankeney, Bobb, 50	CA	30:44:36	2003
Antholine, Bill, 28	AZ	30:08:20	1997
Apt, Kirk, 33	CO	22:55:34	1995
Arasim, Ed, 54	CA	32:28:00	1994
Arceo, Rafael, 31	CA	27:40:37	1999
Arceo, Rafael, 33	CA	26:24:30	2001
Arceo, Rafael, 35	CA	24:37:18	2003
Arceo, Rafael, 37	CA	29:00:06	2005
Arceo, Rafael, 38	CA	25:14:28	2006
Arndt, Jeff, 46	AK	29:06:33	1999
Arndt, Jeff, 47	AK	25:34:51	2000
Arndt, Jeff, 48	AK	25:06:30	2001
Arndt, Jeff, 51	AK	25:20:24	2004
Arnold, Hap, 52	CA	29:51:00	1986
Askew, Deborah, 41	CA	26:09:15	1999 Rhino
Atlas, Dave, 33	MT	21:56:13	1992
Ayres, Ed, 48	CT	29:48:32	1990
B			
Bachani, Bob, 48	AZ	29:41:06	2003
Baehre, Susan, 42	VA	29:39:18	2001
Bahr, Tracy, 31	OR	25:41:12	2003 Cougar
Bahr, Tracy, 32	OR	26:20:30	2005 Cougar
Bailey, Skip, 41	CA	31:31:08	1993
Baird, Robert, 44	CA	32:15:00	2005
Baker, Ernie, 49	CA	30:04:00	1986
Balch, Vincent, 41	CA	24:42:02	1997
Ball, Tim, 32	CA	26:02:04	1991
Balsley, David, 42	NY	22:22:35	1989
Banderas, Carlos, 43	CA	22:59:25	1994
Banderas, Carlos, 45	CA	23:06:42	1995

Banderas, Carlos, 47	CA	22:45:05	1997 Buck-8pt
Banderas, Carlos, 48	CA	21:53:52	1998
Banderas, Carlos, 50	CA	22:05:48	2000 Buck-8pt
Bandur, John, 48	WA	24:04:00	1986
Bandur, John, 51	WA	26:03:20	1989
Bardessono, Leslie, 44	CA	28:51:35	2006
Barger, Dan, 21	CA	27:59:00	1986
Barger, Dan, 23	CA	23:07:31	1988
Barger, Dan, 25	CA	31:35:20	1990
Barger, Dan, 29	CA	25:06:08	1994
Barker, Leland, 39	UT	20:30:26	1997
Barnes, Rod, 43	CA	31:28:19	1991
Barr, Robert, 48	CA	31:08:30	2003
Barrett, Wes, 55	CA	32:45:12	1991
Barry, Mary Kathleen, 40	CA	31:39:27	1998
Barry, Mary Kathleen, 41	CA	30:35:14	1999
Bartoo, Duke, 43	CA	30:55:19	1995
Bartoo, Duke, 44	CA	28:48:26	1996
Bartoo, Duke, 45	CA	26:43:41	1997
Bartoo, Duke, 46	CA	29:14:06	1998
Bartoo, Duke, 47	CA	23:34:02	1999
Bartoo, Duke, 48	CA	27:07:06	2000
Bartoo, Duke, 49	CA	31:34:30	2001
Bassett, Nick, 50	WY	24:56:49	1995 Buffalo
Bassett, Nick, 52	WY	26:23:10	1997
Beach, Bob, 42	CA	29:49:00	1986
Beaulieu, Moe, 46	CA	26:40:46	1990
Beech, George, 41	CO	24:50:02	1991
Bell, Ray, 44	FL	23:27:27	1988 W4
Bellante, Richard, 36	CA	29:37:17	1988
Bellante, Richard, 42	CA	32:26:47	1994 Buffalo
Bello, Lou, 37	MIN	32:20:14	2000
Bender, Jeff, 31	CA	28:48:35	1993
Bender, Jeff, 32	CA	28:23:22	1994
Bermudez, Ofelia, 40	CA	27:21:27	1996
Berry, Kathy, 41	CA	29:51:24	1991
Betts, Kellen, 22	CA	24:28:06	2004
Bien, Rod, 31	OR	27:13:18	2003
Blinn, Jerry, 42	CA	26:43:27	1989
Bloom, Jerry, 50	CA	30:17:12	2003
Bloom, Jerry, 51	CA	30:18:30	2004
Bogenhuber, Alfred, 48	CA	22:31:05	1988
Bogenhuber, Edith, 46	CA	25:23:37	1990
Bogenhuber, Edith, 47	CA	24:31:04	1991
Bogenhuber, Edith, 48	CA	28:24:05	1992
Boggess, Edward, 39	CO	24:59:58	1997
Boggess, Edward, 41	CO	26:21:52	1999 LGR6
Bonnett-Castillo, Paul, 38	AZ	27:24:48	1999
Boyd, Marie, 47	CA	31:48:08	1995
Brainard, Dick, 44	MA	21:56:06	1989
Bramer, Julia, 35	CA	32:22:02	1999
Bramer, Julia, 36	CA	31:48:05	2000
Brana, Suzanne, 40	CA	27:04:20	1998 Cougar
Brana, Suzanne, 41	CA	23:08:47	1999 Cougar
Bratches, Dan, 35	ME	32:03:24	2003
Braun, Bill, 51	CA	31:59:02	1999
Braun, Paul, 34	CA	27:13:45	1996
Brenden, Dan, 54	AZ	27:02:12	2005 LGR6
Brenden, Dan, 55	AZ	26:53:16	2006
Brettler, Jeff, 44	CA	31:56:18	2005
Britcliffe, Kathy, 33	CA	26:30:55	1988 G/S Buckle
Britcliffe, Kathy, 34	CA	22:36:57	1989
Britt, Michael, 49	WA	31:32:52	2000

Britt, Michael, 49	WA	31:32:52	2000
Bruell, Harry, 37	CO	26:16:11	2006
Buck, Richard, 41	CA	31:17:21	1987
Buck, Richard, 42	CA	28:33:43	1988
Buck, Richard, 43	CA	27:22:25	1989
Buck, Richard, 45	CA	30:49:23	1991
Bunton, Stacey, 40	OR	27:17:06	2003 Rhino
Bunton, Stacey, 43	OR	24:10:28	2006 Cougar
Bur, Michael, 35	MD	32:23:30	2000
Bur, Michael, 38	MD	32:50:18	2003
Burke, Mike, 56	OR	26:54:18	2006
Burrous, Carrie, 26	CA	31:43:16	1995
Burse, Allen, 40	CA	30:06:00	2005
Buzik, Ivan, 55	CA	29:34:17	1999
Buzik, Ivan, 56	CA	27:16:47	2000
Byrne, Rob, 43	CA	26:54:06	2001
C			
Cadwallader, Sharlene, 50	CA	29:35:19	1999 Buffalo
Caldwell, Donald, 45	CA	22:27:50	1989
Calvert, Maria, 38	CA	29:04:27	1998
Calvert, Randy, 44	NV	26:58:38	1997
Cammack, Terry, 43	CA	31:39:25	1989
Cammack, Terry, 45	CA	29:30:16	1991
Campbell, Michael, 54	VA	27:35:24	2004
Campbell, Mike, 40	CA	32:39:40	1994
Canales, Henry, 46	CA	32:06:16	1988
Canales, Henry, 44	CA	31:23:31	1990
Canby, John, 22	CA	30:04:18	1996
Cantu, Ruben, 53	CA	29:50:55	1996
Cantu, Ruben, 54	CA	30:46:52	1997
Capewell, Dale, 31	CA	21:04:30	1994
Capron, David, 51	CA	29:14:03	1996
Capron, David, 52	CA	26:56:13	1997
Capron, David, 53	CA	25:33:47	1998
Carlson, Bill, 32	CA	23:12:17	1992
Carlson, Jeanine, 46	MA	31:23:35	2000
Carr, Derrick, 38	VA	24:34:34	1999
Carr, Derrick, 39	VA	22:11:14	2000 Buck-10pt
Carswell, Robert, 38	CDN	30:32:01	1994
Carter, Mark, 25	AZ	29:40:27	1999
Cassell, Steve, 40	NV	32:20:59	1989
Cassidy, Kevin, 33	AUS	31:40:29	1993
Castano, Larry, 37	CA	26:46:52	1990
Castano, Larry, 38	CA	27:23:38	1991
Casteran, Rene, 42	OR	26:03:20	1989 W4
Cave, John, 31	CA	23:47:30	1991
Cave, John, 32	WA	22:51:55	1992
Cepeda, Caesar, 37	CA	23:39:41	2000
Cepeda, Lauren, 33	CA	30:42:58	1998
Cepoi, David, 27	CA	27:12:18	1992
Cervantes, Martimiano, 46	CA	21:36:59	1998 Buck-8pt
Chamley, Mark, 39	CA	31:07:29	1992
Chamley, Mark, 42	CA	30:35:31	1995
Chandonia, Charlie, 56	TX	31:30:34	1997
Chang, Jack, 46	CA	30:42:35	2006
Chapman, Tom, 45	OR	30:31:36	2004
Cheese, Tom, 31	CA	22:12:56	1990
Chiasson, Hal, 55	CA	28:17:00	1998
Chiasson, Hal, 57	CA	28:19:00	2000
Chiasson, Hal, 58	CA	27:16:12	2001
Chiasson, Hal, 60	CA	28:38:30	2003
Chiasson, Hal, 61	CA	28:06:18	2004
Choy, Clement, 52	CA	32:24:15	1999



Dean Karnazes, 2003



Joe Magruder, 2001



Mona Gutierrez, 2003

Christensen, Chris, 35	CA	23:07:48	1992
Christopherson, Wayne, 41	MI	27:28:13	1989
Clapper, Joe, 38	VA	27:34:28	1997
Clark, Suzi, 41	CA	32:40:56	1988
Cline, Marli, 32	CA	32:05:18	2001
Coats, Dale, 61	CA	32:51:00	1999
Coblentz, David, 43	NM	24:43:25	2006
Coffee, Dennis, 38	CA	29:39:00	1986
Coffee, Dennis, 39	CA	30:42:48	1987
Coffey, Marty, 41	CA	31:15:36	1991
Cohen, Herman, 53	CA	30:09:59	1992
Cohen, Howard, 42	CA	28:31:02	2000
Cohen, Howard, 43	CA	31:26:30	2001
Cohn, Alan, 42	CO	30:38:14	1997
Cole, Chris, 23	CA	23:17:00	1986
Cole, Chris, 27	CA	27:54:57	1990
Cole, Chris, 29	CA	30:54:39	1992 W4
Collier, Damon, 31	AR	31:30:20	1997
Collier, Damon, 35	CA	31:31:30	2001
Collier, Damon, 37	CA	28:26:12	2005
Collier, Damon, 40	CA	26:58:13	2006
Collier, Damon Roy, 30	CA	29:47:00	1996
Collins, Dick, 56	CA	28:21:18	1989
Collins, Dick, 57	CA	28:24:34	1990 W4
Collins, Dick, 58	CA	31:52:29	1991
Comar, Louise Elaine, 47	CA	31:27:08	2000
Condron, Barry, 29	CA	28:27:47	1992
Condron, Barry, 30	CA	25:23:42	1993
Condron, Barry, 30	CA	23:44:35	1994
Conover, Lisa, 40	WI	30:09:56	1998
Conover, Lisa, 43	WI	28:20:12	2001
Conover, Lisa, 46	WI	29:21:00	2004
Conover, Lisa, 48	WI	28:20:31	2006
Cooper, Rick, 41	MT	30:06:42	1999
Corbett, Catra, 35	CA	30:06:03	2000
Corbett, Catra, 36	CA	31:37:36	2001
Corbett, Catra, 40	CA	30:45:24	2005 Rhino
Corbett, Catra, 41	CA	30:41:05	2006
Corbett-McNeely, Catra, 38	CA	31:40:30	2003
Corcoran, Devin, 34	CA	27:09:36	2001
Corcoran, Devin, 48	CA	23:53:06	2005 Buck-8pt
Corcoran, Devin, 49	CA	23:40:34	2006 Buck-8pt
Cornell, Gill, 42	CA	27:32:42	1992
Cosmas, Mark, 38	AZ	25:56:30	2005
Costa, Nadia, 32	CA	32:00:24	2003
Coudurier, Bernard, 43	CA	26:16:33	1995
Coudurier, Bernard, 44	CA	23:45:47	1996
Coudurier, Bernard, 45	CA	25:10:38	1997
Cowdrey, Bob, 50	CA	28:04:42	1994
Cox, Bob, 47	NV	31:22:03	1989
Crane, Adrian, 36	CA	31:38:24	1991
Crawford, Terry, 42	CA	25:57:25	1990
Crites, Kent, 37	CA	23:22:58	1988
Crites, Kent, 43	CA	26:31:13	1994
Cross, Fenton, 53	CA	28:49:41	1997
Cross, Fenton, 54	CA	30:18:59	1998
Cross, Fenton, 56	CA	29:19:27	2000
Cross, Fenton, 57	CA	29:59:06	2001
Cross, Fenton, 59	CA	29:01:06	2003
Cross, Fenton, 62	CA	30:03:06	2006
Cunniff, Sean, 34	NM	30:58:05	2006
Cunningham, Ron, 50	OR	30:17:08	1998
Curry, Garry, 32	CA	27:59:00	1986

Curry, Garry, 33	CA	23:55:25	1987
Curry, Garry, 34	CA	32:43:35	1988 W4, LGR5
Curry, Garry, 35	CA	26:25:20	1989
Curry, Garry, 36	CO	30:13:50	1990
Curry, Garry, 37	CO	28:05:05	1991
Curry, Garry, 38	CO	30:48:01	1992
Curry, Garry, 39	CO	29:33:15	1993
Curry, Garry, 40	CO	27:04:34	1994
Curry, Garry, 41	CO	28:51:47	1995 Eagle
Curry, Garry, 42	CO	26:14:50	1996
Curry, Garry, 43	CO	28:52:12	1997
Curry, Garry, 44	CO	31:17:25	1998
Curry, Garry, 45	CO	29:03:19	1999
Curry, Garry, 46	CO	30:31:23	2000
Curry, Garry, 47	CO	30:39:06	2001
Curry, Garry, 49	CO	31:25:06	2003
Curry, Garry, 50	CO	29:09:24	2004
Curry, Garry, 51	CO	31:49:12	2005
Curry, Garry, 52	CO	28:24:10	2006
D			
Daly, David, 40	CA	26:08:30	2001
Damas, Dave, 43	CA	30:38:41	1991
Damas, Dave, 45	CA	31:22:00	1993
Daniel, Conrad, 52	CA	31:14:05	2000
Davidson, Anstr, 49	VA	30:39:00	1994
Davidson, Anstr, 51	VA	32:24:03	1996
Davidson, Larry, 42	NV	32:01:10	1989
Davidson, Robert, 34	AZ	31:53:41	1989
Davis, Curtis B., 38	CA	31:37:30	2003
Davis, Lance, 33	CA	22:03:10	1993
Davis III, Frederick, 52	OH	32:12:18	2000
Day, Conn, 31	CO	30:13:50	1990
Day, Conn Allen, 29	IN	32:43:35	1988
Deaton, Lisa, 43	CA	29:10:46	1996
Decker, Larry, 44	GA	32:22:52	1991
Decker, Larry, 45	GA	31:41:24	1992
DelaRosa, Michael, 44	CA	31:45:31	1991
Demazure, Eric, 44	FRA	28:26:24	2004 SY
Demoney, Ed, 42	VA	31:17:25	1987
Demorest, John, 38	CA	22:31:54	1989
Demorest, John, 42	CA	23:47:32	1993
Dempster, Dan, 47	CA	30:30:08	1994
Dempster, Dan, 48	CA	30:22:45	1995
deSouza, Ferdinand, 35	UT	30:28:45	1988
deSouza, Ferdinand, 36	UT	29:11:11	1989
Develice, Robert, 45	AK	29:06:33	1999
DeVelice, Robert, 46	AK	27:01:55	2000
DeVita, Vicki, 38	CA	23:46:56	1991 G/S Buckle
DeVita, Vicki, 50	CA	32:26:06	2003
DeVita, Victoria, 47	CA	31:16:01	2000
Deweese, Linda, 49	CA	32:27:15	2006
Diamond, Scott, 39	OR	29:59:04	2000
Diaz, Carlos, 45	CA	28:25:36	2001
Dickey, Bill, 49	CA	31:31:55	1988
Dickey, Bill, 51	CA	29:43:03	1990
Dickey, Bill, 53	CA	30:30:21	1992
Dike, Roger, 63	AK	30:47:48	1990
Dill, Thomas, 47	CA	31:41:41	1992
DiMarco, Paul, 45	TX	31:54:06	1999
Dimkich, Michael, 33	CA	27:42:12	2001
Dimmick, Fred, 38	NY	29:19:19	1995
Dimmick, Fred, 39	NY	28:25:23	1996
Dinger, Eric, 30	AZ	28:18:18	2004

Dobberteen, Dean, 24	CA	27:00:47	1999
Dockstader, Damon, 23	TX	32:42:35	1991
Doman, Wendell, 44	CA	28:06:06	2003
Donoff, Mick, 52	CD	28:48:56	1996
Dorgan, Jason, 38	WI	30:44:36	2004
Draxler, Leon, 57	WA	32:45:54	1999
Dudney, Gary, 44	CA	30:45:57	1997
Duplessis, Janine, 45	WA	28:55:16	1999 LGR6
Durr, George, 45	CA	31:24:06	1991
Dutfield, Stewart, 36	WA	23:51:42	1991
E			
Earnest, Frank, 53	CA	27:34:36	2004 W4, LGR6
Eastman, Diane, 45	CA	28:31:04	1987
Eckenwiler, Terry, 36	CA	32:15:11	1994
Edmunds, Eric, 38	CA	29:57:49	1987
Ehlerman, Mike, 34	AZ	31:24:26	1999
Ehman, Rose, 34	CA	29:37:26	1993
Ehret, Stephanie, 43	CO	26:16:11	2006
Ehrhard, Ron, 28	CA	21:47:14	1998
Eidenschink, Chuck, 36	OR	27:27:45	1989
Elam, Linda, 45	CA	26:04:16	1991 W4
Elia, Barbara Ann, 50	CA	29:06:14	1995 Buffalo
Elia, Barbara Ann, 52	CA	31:41:29	1997 Buffalo
Elliott, Brian, 42	CA	31:57:12	1995
Emmons, David, 37	CA	32:15:31	1994
Emmons, David, 39	CA	31:22:11	1996
Englemann, Eb, 51	OR	29:55:08	1993
Englemann, Ed, 51	OR	30:21:42	1993
Eppelman, Scott, 40	TX	26:04:14	2006
Escobar, Luis, 34	CA	27:06:29	1997
Essick, Tracie, 34	CA	32:35:49	1995
Eugster, John, 49	NV	32:00:59	1999
F			
Fabian, Francisco, 48	CA	26:28:38	1999
Fabian, Francisco, 49	CA	26:45:27	2000
Fabian, Francisco, 50	CA	23:55:24	2001
Fabian, Francisco, 54	CA	30:49:06	2005
Falcone, Mark, 48	CA	30:33:30	2005
Fambrough, Larry, 52	CA	28:38:52	1997
Farar-Griener, Shannon, 44	CA	32:33:06	2005
Farinella, Tony, 50	CA	32:42:16	1991
Farley, Kenneth, 40	CA	27:20:12	2005
Feldman, Alex, 40	ID	23:28:07	1997
Fingar, Julie, 30	CA	24:53:24	2005 Ram
Finkbeiner, Bill, 36	CA	21:18:28	1992 W4
Finkel, Diana, 31	CO	24:39:06	2003 Ram
Fiorito, Mike, 29	NC	23:48:35	1996
Fisher, Barry, 58	CA	30:20:06	2003
Fisher, Richard, 47	NV	31:02:58	1996
Fisher, Richard, 48	NV	30:20:17	1997
Fitzwater, Loren, 40	CA	28:09:40	1995
Flores, Gabriel, 28	CA	26:33:38	1994
Flores, Gabriel, 29	CA	19:30:36	1995
Flores, Gabriel, 32	CA	22:53:59	1998
Flores, Mario, 40	CA	28:52:12	1990
Flores, Mario, 41	CA	28:49:01	1991
Florio, Joe, 40	CA	32:34:09	2000
Flynt, David, 38	CA	24:40:48	1993
Flynt, David, 38	CA	22:39:30	1994
Flynt, David, 39	CA	22:08:17	1995
Foster, H.E., 46	CA	32:06:16	1988
Franiak, Joe, 30	CA	23:18:49	1991
Franko, Joseph, 42	CA	32:40:23	1988



Manuel Garcia, 2003



Norman Richardson, 2005



Gary Hilliard, 2005

Franko, Joseph, 43	CA	28:46:35	1989
Franko, Joseph, 44	CA	22:17:51	1990
Franko, Joseph, 45	CA	22:08:07	1991
Franko, Joseph, 46	CA	26:44:34	1992
Franko, Joseph, 47	CA	26:56:38	1993
Franko, Joseph, 50	CA	32:34:18	1996
Freeman, Jimmy, 29	CA	26:27:32	2006
Freeman, Lee, 43	CA	30:33:00	1986
Freeman, Lee, 46	CA	31:25:21	1989
Freeman, Lee, 48	CA	28:32:02	1991
Freeman, Lon, 29	CA	20:38:18	2004
Frenzel, Hartmut, 37	CA	32:23:18	2005
Frye-Krier, Barbara, 47	FL	26:38:06	2001 W4, Rhino
Fuentes, Frederico, 34	MEX	28:28:12	2004
Fukumoto, Stephen, 37	CA	27:47:01	1987
Fukumoto, Stephen, 38	CA	28:07:01	1988
Fullerton, Jimmy, 49	CA	27:15:36	2003
Fullerton, Jimmy, 50	CA	26:40:23	2004
Fullerton, Jimmy, 51	CA	28:51:00	2005
Fullerton, Jimmy, 52	CA	27:03:17	2006
Furin, Milan, 45	SVK	26:42:22	1995 Ram s Head
Furnish, James, 50	CA	27:18:30	1992
Furtaw, Ed, 43	NV	27:38:52	1991
G			
Gagarin, Peter, 41	MA	25:19:00	1986
Gagarin, Peter, 44	MA	23:25:11	1989
Galdi, Phil, 36	CA	26:23:00	1986
Gallagher, Tom, 41	NV	31:45:50	1998
Gallagher, Tom, 42	NV	31:53:15	1999
Gallagher, Tom, 43	NV	30:24:37	2000
Gallagher, Tommy, 46	NV	30:15:00	2003
Gallagher, Tommy, 47	NV	31:45:00	2004
Gallagher, Tommy, 48	NV	32:26:16	2005
Gallardo, Marc, 31	CA	23:05:46	1996
Gallardo, Marc, 32	CA	24:53:52	1997
Gamble, Russ, 44	CA	29:58:08	1990
Gamble, Russ, 41	CA	31:49:55	1991
Garcia, Manuel G., 54	CA	31:44:12	2003
Gardner, Renne, 38	CA	31:13:17	1996
Garnett, Paul, 38	CA	27:32:00	1986
Gassan, Larry, 36	CA	29:10:44	1991
Gassan, Larry, 38	CA	27:14:20	1993
Gassan, Larry, 41	CA	23:50:04	1996
Gates, Richard, 32	UT	27:57:14	1989
Gates, Richard, 35	UT	26:24:18	1992 W4
Gebbie, Bill, 44	CA	31:44:06	1987
Gebbie, Bill, 46	CA	31:11:09	1989
Gensichen, Jim, 38	CA	19:37:13	1987 G/S Buckle
Gensichen, Jim, 39	CA	20:21:49	1988 G/S Buckle
Gersitz, Lorraine, 37	CA	28:42:22	1991
Gibbon, Georgia, 36	CA	31:45:00	2005
Gibbons, Christine, 33	NJ	28:17:25	1995
Gibbons, Wayne, 31	CA	24:58:07	1990
Gibbons, Wayne, 36	NJ	28:17:25	1995
Gill, Jim, 47	CA	29:16:12	2005
Gillespie, Richard, 50	CA	30:17:26	1996
Gilli, William, 32	AR	29:39:44	1989
Gilli, William, 38	AR	31:19:03	1995
Gimbel, Susan, 41	CA	27:22:27	1988
Gimbel, Susan, 43	CA	23:37:05	1990 G/S Buckle
Gimenez, Kim, 40	CA	27:43:06	2004 Rhino
Givens, Bob, 45	TX	29:24:33	1989
Gleman, Michael, 48	FL	31:11:44	1996

Gleman, Stuart, 49	FL	31:37:15	1994
Glinn, Jim, 47	CA	29:02:23	1991
Goetz, Kent, 34	CA	30:41:31	1994
Gonzalez, Cirildo, 43	MEX	19:37:03	1997 Ram
Gonzalez, Cirildo, 44	MEX	22:20:05	1998
Good, Jim, 46	CA	26:55:06	2004
Goodman, Larry, 33	CA	23:35:48	1990
Goss, Lance, 45	CA	27:01:10	1990
Graney, Bill, 46	CA	25:14:28	2006
Greaves, Martyn,	GB	22:30:20	1987
Greco, Ken, 34	AZ	29:32:12	2001
Green, Stephanie, 35	CA	29:10:18	1994
Green, Thomas, 42	MD	23:43:46	1992
Greenbauer, Richard, 37	CA	29:30:30	2004
Greenberg, Marc, 36	WA	31:52:43	1987
Greenberg, Marc, 39	WA	30:52:44	1990
Greenberg, Marc, 40	WA	31:45:00	1991
Greenberg, Marc, 45	WA	32:15:37	1996
Greener, Doug, 35	CA	31:08:50	1998
Greenlaw, Raymond, 39	GA	27:18:41	2000
Greer, John, 37	AZ	30:00:31	1996
Gregg, Michael, 28	CA	23:23:00	1986
Gregorich, Ken, 42	CA	23:17:06	2001
Grill, Larry, 56	CA	30:08:21	2006
Grobesson, Jay, 32	CA	29:41:06	1993
Grobesson, Jay, 33	CA	26:15:33	1994
Grobesson, Jay, 34	CA	25:32:46	1995
Grobesson, Jay, 35	CA	25:37:25	1996
Grobesson, Jay, 36	CA	23:30:43	1997
Grobesson, Jay, 37	CA	25:38:51	1998 LGR6
Grobesson, Jay, 38	CA	23:18:09	1999
Grobesson, Jay, 40	CA	25:57:18	2001
Grobesson, Jay, 43	CA	24:20:00	2004 2nd Sunrise
Grobesson, Jay, 44	CA	23:29:24	2005 Rhino, Elk
Gruenewald, Ray, 41	WA	32:25:36	2001
Grunt, Cindie, 41	OR	27:35:49	1991
Grunt, Cindie, 43	OR	30:07:53	1993
Grunt, Cindie, 44	OR	29:27:15	1994 LGR6
Gundersen, Jonathan, 27	CA	31:45:06	2005
Gunnarsson, Patrik, 32	CA	22:42:05	1997
Gunnarsson, Patrik, 33	CA	20:57:53	1998
Gustman, Jana, 34	CA	25:55:24	2001 Cougar
Gutierrez, Mona, 42	CA	31:31:06	2004
H			
Hacker, Rob, 46	CO	32:01:30	2006
Hagele, Denny, 44	CA	28:36:37	1988 LGR5
Hagen, Jeff, 45	CA	31:32:30	1992
Hagen, Jeff, 46	CA	26:30:33	1993
Hale, Robin, 40	CA	32:39:14	1992
Hall, Clark, 49	VA	30:04:30	1998
Hall, Larry, 49	IL	32:02:12	2003
Hall, Patricia, 41	VA	32:17:02	1998
Hamalainen, Jussi, 40	CA	22:49:00	1986
Hamalainen, Jussi, 41	FIN	20:15:20	1987
Hamalainen, Jussi, 42	CA	21:05:22	1988
Hamalainen, Jussi, 43	CA	20:31:21	1989
Hamalainen, Jussi, 44	CA	19:31:24	1990 G/S Buckle
Hamalainen, Jussi, 45	CA	20:12:56	1991 G/S Buckle
Hamalainen, Jussi, 46	CA	20:18:05	1992
Hamalainen, Jussi, 47	CA	20:33:25	1993
Hamalainen, Jussi, 48	CA	21:19:46	1994
Hamalainen, Jussi, 49	CA	19:51:26	1995 Rhino, Eagle
Hamalainen, Jussi, 50	CA	21:55:40	1996 Buffalo


Hamalainen, Jussi, 51	CA	21:20:55	1997 Rhino
Hamalainen, Jussi, 52	CA	22:33:46	1998 Buffalo
Hamalainen, Jussi, 53	CA	23:32:52	1999 Buck-8pt
Hamalainen, Jussi, 54	FIN	23:27:46	2000 Buffalo
Hamalainen, Jussi, 55	CA	22:56:24	2001
Hamalainen, Jussi, 56	CA	26:04:12	2003 Buck-8pt
Hamalainen, Jussi, 58	CA	24:55:06	2004 Buffalo
Hamalainen, Jussi, 59	CA	27:16:18	2005
Hamalainen, Jussi, 60	CA	23:43:11	2006 Buffalo
Hamilton, James, 53	CA	32:08:53	1996
Hamilton, James, 54	CA	30:20:07	1997
Hamilton, James, 56	CA	30:53:29	1999
Hamilton, Kathy, 43	CA	32:33:53	1993
Hamilton, Kathy, 46	CA	30:54:46	1996
Hamilton, Mike, 41	WA	31:26:18	1994
Hamilton, Mike, 43	WA	30:57:11	1996
Hanna, Noel, 31	IRE	23:51:29	1998 Ram's Head
Hannemann, Mori, 36	CA	32:05:12	2001
Haraway, Chuck, 44	CO	32:21:17	1992
Hardin, David, 31	CA	29:15:32	1997
Hardman, Gordon, 38	CO	23:53:00	1989 LGR6
Harlan, Larry, 37	CA	23:53:44	1996
Harlan, Ted, 28	CO	29:03:18	2004
Harmer, Burgess, 47	NV	31:22:03	1989
Harmer, Burgess, 48	NV	27:59:08	1990 W4
Harmer, Burgess, 49	NV	27:48:53	1991 W4, LGR5
Harmer, Burgess, 50	NV	28:26:45	1992 W4, LGR5
Harmer, Burgess, 52	NV	29:16:50	1994 LGR6
Harns, Bill, 44	CA	32:09:14	1990
Harns, Bill, 45	CA	31:07:50	1991
Harns, Bill, 49	CA	30:45:06	1995
Harns, Bill, 50	CA	31:24:48	1996
Harns, Bill, 52	CA	32:34:23	1998
Harns, Bill, 53	CA	32:30:29	1999
Harns, Bill, 54	CA	32:28:03	2000
Harris, David, 44	CA	32:35:00	1997
Harris, David, 45	CA	31:34:44	1998
Harris, Robert, 36	CA	31:24:12	2004
Harris, Stephen, 34	CA	21:17:40	1988
Harris, Stephen, 38	CA	21:49:56	1992
Harris, Stephen, 40	CA	21:40:16	1994
Harris, Stephen, 41	CA	20:43:04	1995
Harris, Stephen, 42	CA	22:43:41	1996
Harris, Stephen, 43	CA	21:43:04	1997
Harris, Stephen, 44	CA	21:42:46	1998
Harris, Stephen, 45	CA	24:06:47	1999
Harris, Stephen, 46	CA	26:48:40	2000
Harris, Stephen, 47	CA	25:57:06	2001
Harris, Stephen, 49	CA	28:50:00	2003
Harry, Thomas, 49	CA	32:16:00	2004
Harry, Thomas, 51	CA	28:34:26	2006
Harshburger, Dan, 43	CA	31:58:23	1990
Harshburger, Dan, 44	CA	31:18:55	1991
Hartinger, Mark, 42	WA	28:42:47	1999
Hartley, Booth, 45	CA	31:58:43	1987
Hartley, Booth, 46	CA	32:27:32	1988
Harvey, Steve, 42	CA	26:48:00	1986
Harvey, Steve, 44	CA	25:55:31	1988
Harvey, Steve, 46	CA	30:46:46	1990
Harvey, Steve, 49	CA	31:43:10	1993
Hasham, Sheila, 44	CA	29:15:00	1986
Hatta, Hiromi, 35	JPN	31:13:17	1996 Ram's Head
Hatta, Katsuyuki, 32	JPN	31:13:17	1996 Ram's Head



Tracy Thomas, 2001



Robert Andruslis, 2005



Rob McNair, 2000


Hayes, Richard, 48	CA	29:40:07	1999
Hayes, Richard, 49	CA	27:49:16	2000
Hayes, Richard, 50	CA	29:36:18	2001
Hayes, Terri, 47	NV	31:43:07	1990
Hayes, Terri, 48	NV	31:44:25	1991
Heaton, Cynthia,	CA	30:54:13	1987
Heilbock, Juergen, 41	GER	30:56:07	2006
Henderson, Jennifer, 37	CA	24:28:27	1996 Ram
Henriquez, Ernesto, 39	CA	23:06:42	1995
Henslee, Gary, 45	CA	26:45:17	1996
Hermanson, Ray, 45	CA	28:52:38	1988
Hermanson, Ray, 47	CAN	29:29:13	1990
Heroux, Jess,	CDN	31:43:54	1992
Herrera, Carlos, 21	MEX	23:04:06	2006
Herrera, Juan, 28	MEX	20:52:29	1997
Herrera, Juan, 32	MEX	25:45:26	2000
Herrera, Madero, 25	AZ	20:54:45	1996
Hesseltine, Wally, 60	CA	26:23:24	2003 Buffalo
Hesseltine, Wally, 61	CA	26:34:30	2004
Hesseltine, Wally, 62	CA	27:14:30	2005
Hian, Ben, 24	CA	22:14:00	1993
Hian, Ben, 25	CA	18:39:48	1994 Ram
Hian, Ben, 26	CA	19:11:11	1995 Ram
Hian, Ben, 27	CA	18:50:24	1996 Ram
Hian, Ben, 29	CA	19:05:35	1998 Ram
Hillestad, Richard, 44	CA	23:41:00	1986
Hilliard, Gary, 49	CA	24:50:16	2004 Buck-8pt
Hilliard, Gary, 50	CA	27:06:24	2005
Hines, Jeff, 35	CA	21:50:36	1995
Hines, Jeff, 36	CA	20:59:04	1996
Hines, Jeff, 40	CA	22:16:49	2000
Hoang, Kyle, 34	CA	23:17:12	2005
Hoang, Kyle, 35	CA	20:35:30	2006 Horse
Hodde, Jason, 26	IN	28:02:33	1996
Hodde, Jason, 27	IN	31:22:19	1997 W4, LGR6
Hodges, Eric, 48	CA	28:56:48	1997
Hodges, Eric, 49	CA	28:14:52	1998
Hodges, Eric, 51	CA	27:24:36	2000 W4
Hoff, Bruce, 29	CA	23:37:15	1992
Hoff, Bruce, 32	CA	22:31:17	1995
Holder, Kent, 49	CA	28:18:36	1988
Holderman, Brad, 36	CA	31:50:02	1998
Holloway, Gary, 35	ID	31:50:34	1997 W4
Holm, Darrell, 38	CA	30:16:00	1999
Holmes, Fred, 60	TX	32:36:46	1997
Holmes, John, 55	FL	29:46:32	1997
Hooper, Max, 43	AR	30:42:51	1989
Hopkins, John, 47	CA	31:09:47	1992
Hubbard, Gordon, 47	CA	32:11:00	1986
Hubbard, Gordon, 48	CA	30:51:43	1987
Hubbard, Gordon, 49	CA	30:53:58	1988
Hubbard, Gordon, 53	CA	30:26:53	1989
Hubbard, Gordon, 51	CA	31:38:57	1990
Hubbard, Gordon, 52	CA	31:17:40	1991
Hubbard, Gordon, 53	CA	32:52:33	1992
Hubbard, Kenneth, 56	VA	32:45:18	2003
Huff, Jeff, 37	HI	25:56:47	1999
Huff, Jeff, 38	HI	24:59:15	2000
Huffman, Dennis, 42	CA	22:49:56	1991
Huffman, Dennis, 43	CA	27:21:40	1992
Huffman, Dennis, 44	CA	25:31:56	1993
Huffman, Dennis, 45	CA	22:29:28	1994
Huffman, Victoria, 37	CA	30:17:43	1990

Hume, Blakely, 22	CA	31:28:04	1996
Hume, Blakely, 29	NV	29:30:27	1998
Hume, Blakely, 21	CA	32:08:29	1995
Humphrey, Ed,	CA	29:33:35	1987
I			
Idema, Ashley, 26	OR	23:29:05	2006 Ram
Ingalls, Jim, 47	IN	32:43:29	1992 W4, Eagle
Ingro, John, 55	CA	32:28:51	1989
Ingro, John, 57	CA	30:42:07	1991
Ingstrom, Heikki, 34	UT	22:21:03	1992
Inouye, Gary, 50	CA	30:40:12	2003
Irvin, Kristina, 40	CA	29:08:23	1998
Irvin, Kristina, 46	CA	30:45:24	2004
Isler, Randy, 41	NM	27:56:37	1998
Israel, Sandy, 47	CA	30:58:35	1994
Ives, Frank, 49	CA	27:47:29	1991
J			
Jacob, Mark, 47	CA	32:01:30	2006
James, Tom, 51	CA	29:49:56	1995
Jankowski, Tony, 44	CA	32:34:31	1997
Janzen, Tom, 54	CA	32:38:34	2006
Jaques, Glen, 47	BC	29:38:25	1989
Jebian, Lee, 57	CA	31:39:39	1998
Jensen, Karl, 51	CAN	28:01:46	1999 LGR6
Jensen, Karl, 51	CAN	29:55:52	2000
Jensen, Stan, 42	CA	30:24:31	1995
Jensen, Stan, 46	CA	29:19:09	1999 W4, LGR6
Jess, Carl, 41	NM	28:33:21	2000
Johns, Sherry Kae, 40	AZ	22:39:35	1995 Rhino
Johns, Sherry Kae, 42	NM	23:18:00	1997 Ram
Johnson, Gary, 38	CA	23:28:09	1991
Johnson, Jeffrey, 24	UT	29:41:44	1994
Johnston, Jennifer, 34	CA	23:28:43	1998 Ram
Johnston, Jennifer, 35	CA	23:51:57	1999 Cougar
Johnston, Jennifer, 36	MI	25:11:24	2000 Ram
Johnston, Jennifer, 37	CA	25:23:36	2001 Ram
Johnston, Jennifer, 40	CA	24:32:24	2004 Ram
Johnston, Sue, 40	VT	25:16:30	2006 Rhino 2ndSR
Jones, David, 29	CA	29:15:33	1997
Jones, David, 51	CA	31:49:17	1999
Jones, Vanessa, 42	CA	32:33:24	2004
Jones-Wilkins, Andy, 33	AZ	22:15:36	2000
Jones-Wilkins, Andy, 36	CA	20:07:30	2003 Cougar
Jones-Wilkins, Andy, 36	CA	19:53:06	2004 Horse
Jones-Wilkins, Andy, 37	CA	19:43:18	2005 Cougar
Joseph, Gene, 41	AZ	27:20:51	1993
Joseph, Gene, 46	AZ	29:42:34	1998
Josephs, Robert, 42	CA	31:47:16	1997
Jurek, Scott, 24	SD	19:15:06	1998
Jurek, Scott, 25	WA	19:51:19	1999 Buck-10pt
K			
Kahler, Mark, 37	CA	30:17:26	1996
Kajiwara, Eric, 48	CA	30:32:32	1995
Kajiwara, Eric, 49	CA	28:31:13	1996
Kajiwara, Eric, 51	CA	29:03:22	1998
Kajiwara, Eric, 52	CA	32:16:31	1999
Kajiwara, Eric, 54	CA	31:08:18	2001
Kajiwara, Eric, 56	CA	32:08:36	2003
Kajiwara, Eric, 57	CA	29:46:00	2004
Kajiwara, Eric, 58	CA	31:09:00	2005
Kaplan, Allan, 37	CA	32:41:48	1992
Kaplan, Allan, 40	CA	30:33:27	1995
Kaplan, Allan, 41	CA	32:21:18	1996

Kaplan, Allan, 42	CA	31:52:12	1997
Karnazes, Dean, 41	CA	21:21:18	2003 Horse
Karwasky, Robert, 31	CA	32:27:00	1986
Kavanaugh, Matthew, 41	CA	32:00:15	1998
Kee, Bill, 38	CA	23:24:12	1995
Kee, Bill, 40	CA	23:12:24	1997
Kee, Bill, 42	CA	24:34:17	1999
Kee, Bill, 48	CA	27:05:36	2003
Kee, Bill, 48	CA	26:11:30	2005
Kelley, Rick, 46	AZ	27:22:45	1997
Kelley, Rick, 47	AZ	29:11:00	1996
Kelley, Rick, 48	AZ	32:22:56	1998
Kelley, Rick, 49	AZ	28:45:54	1999
Kelley, Rick, 50	AZ	30:31:23	2000
Kelley, Rick, 51	AZ	31:53:35	2001
Kellogg, Robert, 53	MN	32:07:09	1996
Kelly, Larry, 37	CA	31:35:46	1997
Keogh, Bobby, 57	NM	26:38:06	2001
Kern, Lee, 36	MT	28:09:07	1993
Kern, Leland, 39	MT	31:05:09	1996
Kern, Leland, 41	MT	28:28:45	1998
Khajavi, Jamshid, 51	WA	27:42:36	2004 W4, LGR6
Kiddoo, Phill, 29	CA	22:00:00	2004
Kieffer, Dimitri, 33	WA	32:50:44	1999
Kimball, Joey Ann, 22	CA	31:42:12	1999
Kimura, Jonathan, 21	CA	27:25:30	2001
Kiner, Mark "PineNut", 30	CA	25:41:12	2004
King, Bob, 44	CA	32:11:00	1986
Kissell, Bill, 32	CA	20:10:52	1987
Klaich, Nick, 46	NV	29:59:24	1991 W4
Klassen, Randy, 48	CA	32:15:24	2001
Klein, Greg, 39	CA	28:57:05	1993
Klein, Helen, 66	CA	31:24:02	1989 W4
Knutson, Thomas, 49	MN	27:47:43	1999 W4
Knutson, Thomas, 50	MN	27:33:00	2000
Kobus, Karlheinz, 37	GR	32:28:18	2003
Kocher, Wayne, 62	NV	32:14:27	1999
Koerner, Hal, 28	CO	20:59:24	2004
Koerner, Hal, 30	OR	18:37:29	2006 Ram
Kogutek, Michael, 49	CA	30:43:47	1998
Kogutek, Michael, 57	CA	31:51:14	2006
Kohler, Steve,	CA	29:29:12	1987
Kozak, Jeff, 29	CA	30:52:45	2003
Kozinc, Gabor, 41	CA	27:26:30	2004
Kozinc, Gabor, 43	CA	30:37:28	2006
Kroljic, Karyn, 33	CA	29:22:00	1992
Kulak, Joseph, 35	CO	22:16:12	2003 LGR6
Kumeda, Andy, 37	CA	32:19:24	2005
Kumeda, Andy, 38	CA	30:19:22	2006
L			
LaCava, Clem, 52	OR	27:48:14	2000
Lakey, Jason, 28	CA	29:54:30	2003
LaMora, Jeffery, 26	UT	28:17:57	1999
Landa, Michael, 27	CA	32:35:28	2006
Langstaff, Anne, 36	CA	28:21:43	1997 Cougar
Lawrence, Richard, 32	CA	31:21:28	1994
Lawrence, Richard, 33	CA	29:36:42	1995
Lawrence, Richard, 35	CA	29:13:11	1997
Leatherwood, Todd, 32	TX	31:29:39	2000
Lee, Bill, 40	CO	26:41:50	1989
Lee, Kevin, 32	CA	23:41:40	1996
Lee, Kevin, 36	CA	27:21:19	2000
Lefebvre, Michael, 33	CA	27:31:36	1993



Andy Roth (pacer) & Ian Torrence 1999



Hal Chiasson, 2004




Jimmy Fullerton and pacer, 2005

Leigh, Todd, 44	CA	29:12:00	1986
Leigh, Todd, 48	CA	28:54:07	1990
Leigh, Todd, 49	CA	31:10:07	1991
Leigh, Todd, 50	CA	29:51:25	1992
Leigh, Todd, 58	CA	31:50:04	2000
Lemus, Maria, 42	CA	27:03:17	2006
Lenderking, Hollis, 40	CA	23:46:46	1990
Leonard, Loren, 61	CA	32:20:26	1990
Leonard, Loren, 62	CA	32:07:09	1991
Lewis, Milo, 35	CA	32:28:08	1988
Lewis, Milo, 39	CA	32:20:33	1991
Liebeskind, John, 40	OR	30:54:12	2001
Lile, Jerry, 42	CA	29:49:06	2001
Limb, Troy, 42	CA	29:41:18	2003
Limb, Troy, 43	CA	25:18:18	2004
Limb, Troy, 44	CA	26:00:00	2005
Liner-Jigamian, Saralie, 35	CA	32:02:24	1987
Liner-Jigamian, Saralie, 36	CA	30:28:26	1989
Little, Jerry, 30	CO	27:24:50	1998
Livak, Joe, 51	NV	28:17:42	1992
Longwell, Robert, 57	CA	31:23:46	1996
Longwith, Jim, 52	CA	29:58:00	1998
Losey, Bill, 34	OH	30:37:28	2006
Louis Goren, Peter, 18	CA	32:19:24	2001
Lovell, Daniel, 34	CA	32:24:37	2000
Lowy, Ron, 43	CA	28:54:00	1986
Loyer, Robert, 51	CA	30:36:04	1989
Lujan, Edward, 51	CA	26:30:09	1989
Lund, Kurt, 40	CA	32:45:00	1991
Luptowicz, Josef, 46	CA	28:49:17	1990
Luptowitz, Josef, 48	CA	29:30:30	1991
Luschwitz, Brian, 38	ca	29:47:30	2005
Lutz, Kevin, 46	CA	31:21:36	2003
Lygre, David, 47	WA	23:18:36	1989
Lyons, Shannon, 54	CA	31:20:20	1998 Buffalo
M			
Mack, Bill, 40	CA	31:45:41	1993
Mackey, Monte, 35	CA	25:08:54	1991
Mackey, Monte, 41	CA	24:55:57	1997
Mackey, Monte, 45	CA	23:03:18	2001
Macleod, Ken, 41	CDN	28:07:41	1992
MacNair, Howard,	CA	27:45:55	1987
Madden, Kurt, 39	CA	21:35:53	1994
Maddieson, Ian, 44	CA	23:30:05	1986
Madsen, Dixie, 53	CA	30:28:00	1990
Madsen, Dixie, 54	CA	29:44:20	1991
Madsen, Dixie, 56	CA	30:56:28	1993
Madsen, Dixie, 58	CA	32:34:21	1995 LGR6
Madsen, Dixie, 60	CA	29:18:01	1997 Rhino
Magill, Jim, 50	CA	31:07:03	1996 W4,LGR6
Magram, Tom, 38	CA	27:54:00	1986
Magruder, Joe, 46	CA	28:46:43	1992
Magruder, Joe, 48	CA	30:42:06	1994
Magruder, Joe, 50	CA	31:24:48	1996
Magruder, Joe, 55	CA	31:17:24	2001
Maida, William, 37	CA	31:56:04	1988
Mailoux, Jeff, 32	ID	27:04:04	1992
Malinin, Mike, 33	CA	29:41:18	2001
Malinin, Mike, 36	CA	25:22:06	2004
Malinin, Mike, 38	CA	28:40:33	2006
Mann, Larry, 36	CA	32:24:38	2000
Mann, Larry, 37	CA	32:17:06	2001
Marcelli, Mark, 36	CA	23:13:18	1995

Marcelli, Mark, 42	CA	22:29:18	2001
March, Nancy, 47	CA	28:37:12	1994
Marcus, Daniel, 39	IL	29:38:24	2005
Marineo, Bertha, 52	CA	32:21:31	1998 W4
Mark, John, 40	CA	27:44:40	1992
Marshall, Evelyn, 35	CA	25:15:09	1993 Ram
Marshall, Evelyn, 37	CA	22:01:16	1995 Ram
Marshall, Evelyn, 36	CA	23:39:37	1994 Ram
Marshall, John, 52	CA	32:23:28	1989
Marshall, John, 53	CA	30:17:20	1990
Martin, Kyong, 49	CA	31:41:18	2004
Martin, Lou, 39	CA	28:09:33	1991
Martin, Michael, 41	CA	27:44:32	1989
Martin, Roland, 39	NE	30:40:11	1988 W4
Maslanka, Bozena, 30	CA	28:51:56	1997
Maslanka, Bozena, 31	CA	30:28:01	1998
Maslanka, Bozena, 32	CA	31:17:12	1999
Masters, Ed, 37	UT	25:04:41	1989
Matella, Bill, 39	CA	31:47:52	1987
Matella, Bill, 41	CA	32:41:47	1989
Mather, Catherine, 42	CAN	28:25:00	2000 Rhino
Mathieson, Joanie, 45	CA	32:36:50	1991
Matthias, Donald, 55	CA	31:45:05	1991
Matthys, Ignace, 32	BEL	22:05:26	1991
Mauldin, Bruce, 46	CA	28:52:20	1994
Mauldin, Tonya, 46	CA	28:22:54	1993
Maynard, James, 37	CA	26:49:30	2005
Maynard, Kathy, 44	CA	32:07:09	1991
Mazaud, Jean-Paul, 43	CA	26:13:02	1995
McCarthy, Micheal, 42	OR	24:50:16	2006
McCarthy, Willis, 33	CA	26:59:31	1988
McCarthy, Willis, 35	CA	23:29:01	1990
McCarthy, Willis, 42	CA	23:39:19	1997
McComish, John, 50	CA	27:43:12	1989
McComish, John, 51	CA	27:29:25	1988
McCormick, Steve, 46	CA	27:55:55	1990
McDonald, Michael, 49	CA	28:28:25	1998
McDonald, Shawn, 29	CA	23:10:42	1995
McDonald, Shawn, 32	CA	23:44:55	1998
McDonald, Ted, 42	CA	32:12:20	2006
McDowell, Nate, 28	OR	23:35:29	2000
McGilvery, Wayne, 31	CA	22:44:26	1999
McGrath, Maureen, 30	CA	32:53:18	1992
McGrath, Maureen, 31	CA	28:45:18	1993
McGrath, Maureen, 36	CA	28:11:31	1998
McKeever, Doug, 46	WA	29:02:13	1993
McKenzie, Scott, 39	CA	23:49:52	1994
McKenzie, Scott, 40	CA	22:53:48	1995
McKenzie, Scott, 41	CA	23:20:37	1996
McKinney, Mark, 32	CA	30:40:22	2000
McMahon, Elaina, 35	CA	29:58:05	1992
McMahon, Elaina, 36	CA	28:13:58	1993
McMahon, Elaina, 37	CA	27:15:48	1994
McMahon, Elaina, 38	CA	26:25:54	1995
McMahon, Elaina, 39	CA	25:05:33	1996 Cougar
McMahon, Elaina, 41	CA	27:50:39	1998 Rhino
McNair, Rob, 43	CA	25:02:18	1997
McNair, Rob, 44	CA	23:26:11	1998
McNair, Rob, 45	CA	23:19:07	2000
McNair, Rob, 52	CA	24:54:20	2006
McRae, Steve, 41	CA	28:18:13	1992
McRae, Steve, 43	CA	29:54:42	1994
McRae, Steve, 47	CA	32:17:20	1998


Medina, Guillermo, 25	CA	22:47:35	1999
Medina, Guillermo, 26	CA	21:13:05	2000 Buck-10pt
Medina, Guillermo, 27	CA	22:09:30	2001
Medina, Guillermo, 28	CA	20:45:12	2003 Buck 10-Pt
Medina, Guillermo, 30	CA	19:30:36	2004 Cougar
Medina, Guillermo, 29	CA	19:33:13	2005 Ram
Medina, Guillermo, 31	CA	21:05:15	2006
Mejia, Vilma, 40	CA	31:30:05	1991
Mejia, Vilma, 44	CA	31:59:50	1995
Melendy, Byron, 48	CA	31:53:04	1989
Melendy, Byron, 47	CA	26:46:30	1990
Melendy, Byron, 53	CA	26:56:41	1994
Melvin, Debra, 45	CA	30:32:27	1999
Mendoza, Adaberto, 47	CA	24:30:01	1998
Mendoza, Adaberto, 48	CA	21:55:35	2000 Rhino
Mendoza, Adaberto, 49	CA	21:41:18	2001 Elk
Mendoza, Adaberto, 51	CA	23:07:18	2003 Rhino
Mendoza, Adaberto, 54	CA	24:07:31	2006
Mercer, Charlie, 33	CA	32:10:30	2003
Metz, John, 48	CA	30:37:30	1991
Meyer, Bert, 44	CT	28:59:11	1989
Meyer, Bert, 49	CT	32:29:53	1994
Meyer, Bert, 52	CT	31:30:59	1997
Meyer, Jack, 43	CA	28:28:32	2006
Michaud, Fernand, 53	NV	29:41:50	1996
Michaud, Fernand, 54	NV	29:20:19	1997
Michaud, Fernand, 56	NV	31:40:18	1999
Michaud, Fernand, 57	NV	30:24:36	2000
Mikesell, Jeff, 38	AZ	32:51:49	1999
Miller, Albert, 35	OR	31:39:42	1989
Miller, Barbara, 46	CA	31:21:55	1991 W4
Miller, Barbara, 49	CA	31:23:15	1993
Miller, Dana, 42	UT	23:33:24	1993
Miller, Gary, 60	CA	31:50:34	1997
Miller, Jim, 44	CA	30:59:55	1990
Miller, Rick, 44	CA	32:16:31	1999
Miller, Sandee, 44	CO	31:05:00	1997
Mills, Scott, 44	VA	23:33:07	1995
Mills, Scott, 48	VA	22:40:59	1999 Rhino
Minter, Greg, 38	CA	32:31:39	1999
Mitchell, Winston, 48	CA	30:14:46	1997
Modzelewski, Michael, 36	CA	23:47:20	1989
Modzelewski, Scott, 27	AZ	23:47:20	2001
Molman, akabill, 57	HI	29:07:00	2009
Molmen, akabill, 54	HI	26:04:42	1998
Molmen, akabill, 55	HI	27:53:17	1999
Molmen, akabill, 56	HI	26:14:24	2000
Moore, Arthur, 57	OH	27:46:17	1994
Moore, Matthew, 43	CA	30:19:30	1999
Moore, Russell, 49	CA	26:33:13	1988
Morita, Ryoichi, 47	CA	28:59:21	1990
Mork, Joanie, 38	CA	27:44:40	1992
Morrison, Walter, 52	CA	25:16:54	1990
Moses, Bob, 40	CA	31:06:00	1986
Moses, Bob, 45	CA	31:07:50	1991
Muchow, Lee, 46	CA	28:50:02	1986
Murdach, Charlie, 34	CA	31:48:30	2003
Murphy, Bonnelle, 49	CA	32:34:51	1997
Murphy, Thomas, 24	CA	32:22:06	1994
Murray, Jack, 42	CA	29:13:18	2003
Murray, Jack, 43	CA	28:14:18	2004
Musselman, Jim, 39	GA	26:46:29	1999 LGR6



Frederico Fuentes, 2004



Phil Kiddoo, 2004



Hans-Dieter Weisshaar, 2005

N			
Nava Lopez, Osbaldo, 34	MEX	21:14:28	2006
Newsome, Claudia, 40	CA	31:54:25	1990
Ngo, Dong, 51	FL	32:42:43	1989
Nielsen, Tom, 35	CA	23:39:37	1994
Nielsen, Tom, 37	CA	20:22:22	1996 Cougar
Nielsen, Tom, 38	CA	20:09:22	1997 Cougar
Nielsen, Tom, 39	CA	19:26:08	1998 Cougar
Nielsen, Tom, 40	CA	19:07:50	1999 Ram
Nielsen, Tom, 41	CA	19:09:04	2000 Ram
Nielsen, Tom, 46	CA	20:26:18	2005 Horse
Nielsen, Tom, 47	CA	20:23:07	2006 Cougar
Norman, Jay, 59	TX	29:46:32	1997
Norton, Bob, 53	CA	32:16:11	1991
Nosco, Jack, 35	CA	32:11:09	1987
Nosco, Jack, 38	CA	28:23:46	1990
Nosco, Jack, 29	CA	27:13:04	1991
Nosco, Jack, 30	CA	26:25:04	1992
Nosco, Jack, 33	CA	26:33:51	1995
Nosco, Jack, 38	CA	27:14:06	2000
Nozaki, Alan, 35	HI	31:39:54	1990
Nyce, Thomas, 41	AZ	31:03:39	2000
O			
O'Brien, Jim, 34	CA	19:51:47	1987
O'Brien, Jim, 36	CA	17:35:48	1989 G/S Buckle
O'Brien, Sean, 43	CA	30:19:02	2006
O'Grady, Janice, 47	CA	31:23:28	1996
O'Grady, Kevin, 31	OH	30:52:50	1990
O'Hear, Carol, 31	WA	27:59:20	2006
O'Neal, Thomas, 41	CA	32:27:45	1986
O'Neal, Thomas, 42	CA	30:02:08	1987
Odre, Jacqueline, 30	HI	30:35:35	1998
Odre, Jacqueline, 31	HI	27:53:17	1999
Ohara, Garrett, 39	CA	30:34:12	2005
Olney, Dave, 46	CA	28:34:57	1988
Olney, Dave, 48	CA	28:59:06	1990
Olson, Mark, 48	CA	30:10:10	1995
Olson, Mark, 50	CA	29:56:01	1997
Ornelas, Ricardo, 33	CA	30:48:10	2006
Orr, Jim, 47	CA	27:50:41	1987
Ostrom, Tony, 45	CA	26:07:56	2000
Overstreet, David, 46	CA	26:27:11	2006
P			
Pacheco, Jorge, 32	CA	24:39:39	2000
Pacheco, Jorge, 33	CA	19:05:06	2001 Ram
Pacheco, Jorge, 34	CA	18:52:24	2003 Ram
Pacheco, Jorge, 36	CA	19:10:28	2004 Ram
Pacheco, Jorge, 37	CA	30:45:24	2005
Paciello, Louis, 34	AZ	23:51:19	2000
Palmer, Judy, 32	CA	30:28:26	1989
Palmer, Mike, 42	CA	32:41:30	1995
Palmer, Mike, 43	CA	28:46:39	1996
Palmer, Mike, 44	CA	30:02:11	1997
Palmer, Mike, 45	CA	30:27:09	1998
Palmer, Mike, 45	CA	31:43:05	1999
Palmer, Mike, 47	CA	31:20:39	2000
Palmer, Mike, 48	CA	31:30:24	2001
Palmer, Mike, 49	CA	31:31:12	2003
Palmer, Mike, 53	CA	32:16:01	2006
Palmer, Peter, 44	CT	25:14:18	1997
Palocsay, Matt, 22	CA	31:54:34	1999
Palocsay, Matt, 23	CA	28:30:19	2000
Pals, Lou, 50	CDN	22:18:21	1992

Park, Charles, 49	CA	28:55:18	2003
Park, David, 38	CA	21:54:33	1994
Park, David, 39	CA	22:24:51	1995
Parker, Jeff, 32	NV	28:49:33	1991
Parker, Scott, 36	AZ	31:39:22	2000
Parker, Scott, 37	AL	31:14:06	2001
Parker, Scott, 39	AL	29:00:06	2003
Parsons, Chip, 38	CA	21:13:05	1992
Patt, Steven, 55	CA	29:54:24	2004
Peacock, John, 51	NV	27:26:00	1989
Peacock, John, 55	NV	28:26:42	1993
Pearch, John, 30	WA	23:10:30	2003
Pecsar, Jeff, 38	CA	23:55:15	1988
Pedroia, Vince, 48	CA	26:33:41	1994
Pedroia, Vince, 49	CA	27:22:40	1995
Pedroia, Vince, 50	CA	29:31:10	1996
Pedroia, Vince, 51	CA	25:14:36	1997
Pedroia, Vince, 52	CA	24:37:32	1998
Pedroia, Vince, 52	CA	24:34:09	1999 Buffalo
Pedroia, Vince, 54	CA	24:52:59	2000
Pedroia, Vince, 55	CA	27:16:06	2001
Pellon, Jim, 37	CA	19:44:44	1987
Penland, Peter, 43	CA	30:28:50	1999
Penna, Phil, 42	CA	23:21:26	1990
Penny, David, 32	CA	32:05:04	1995
Pentasuglio, Mary Lou, 41	CA	32:26:52	1995
Peplin, James, 37	CA	28:55:00	1986
Peralez, Michael, 34	CA	29:56:01	1997
Perez, Angel, 32	CA	22:48:18	2003
Perez, Angel, 34	CA	23:38:24	2005
Perez, Angel, 35	CA	23:11:16	2006
Perrodin, Jack, 59	CA	28:41:08	1988
Perrodin, Jack, 61	CA	29:50:39	1990
Perry, Lyman, 33	HI	27:48:27	2000
Peters, Patrick, 51	CA	31:25:33	1996
Petschar, Perry, 39	CA	27:40:04	1993
Petschar, Perry, 40	CA	29:10:42	1994
Petschar, Perry, 41	CA	25:00:55	1995
Pettigrew, Jeff, 32	CA	29:05:18	1995
Pettigrew, Jeff, 42	CA	28:20:24	1996
Pettigrew, Jeff, 35	CA	30:09:56	1998
Peyton, Lou, 45	AR	31:15:36	1989 W4
Phillips, Bud, 48	CA	30:24:19	1995
Phillips, Bud, 49	CO	29:28:16	1996
Pierce, Philip, 53	MA	31:28:50	1994
Pike, Robert, 47	CA	28:05:47	1987
Pirkil, Greg, 32	HI	24:59:14	2000
Pirkil, Greg, 33	HI	28:29:07	2001
Pirogowicz, David, 44	CA	27:45:46	1996
Pitts, Frank, 57	CA	31:32:00	1988
Pitts, Frank, 59	CA	31:45:56	1990
Pitts, Frank, 60	CA	31:12:30	1991
Pitts, Frank, 61	CA	30:32:35	1992
Pitts, Frank, 62	CA	30:16:54	1993
Pitts, Frank, 63	CA	32:07:00	1994
Pitts, Frank, 66	CA	31:54:16	1997
Pitts, Frank, 68	CA	31:54:29	1999
Poeppel, Brian, 44	MN	32:45:49	1999
Pollard, Fred, 65	CA	32:32:06	2004
Polley, Brian, 35	CA	23:32:08	2006
Portelance, Rolly, 47	CA	22:49:06	1990
Pospichal, Joe, 37	CA	32:45:27	2000
Potter, Tim, 46	MN	30:35:05	2000

Poupard, Thierry, 45	FRA	31:18:06	1999
Powers, Karen, 45	WY	31:38:48	1995
Prado, Robert, 34	CA	24:01:16	1988
Preeper, Earl, 39	CAN	30:52:44	1996
Price, John, 47	OR	29:21:12	2005
Priedkalns, Eric, 35	CA	28:15:16	2006
Provost, Richard, 40	CA	21:52:00	1986 G/S Buckle
Pruitt, R. C., 38	CA	31:23:31	1990
Pruitt, R. C., 42	CA	30:24:43	1994
Purdy, Bruce, 36	MI	31:28:13	1993
Put, Hans, 37	NY	21:06:08	1998 Horse
Put, Hans, 39	NY	20:18:13	2000 Arabian Stallion
QR			
Quinn, John, 35	CA	29:37:01	1996
Radich, John, 32	CA	29:44:00	1986
Radich, John, 35	CA	28:39:31	1988
Radich, John, 41	CA	29:55:58	1996
Radich, John, 49	CA	31:50:00	2003
Radich, John, 52	CA	31:52:00	2006
Ralyea, Paul, 37	VA	26:42:33	2004
Ramaekers, Larry, 53	CA	30:12:18	2005
Rambach, Whit, 31	CA	28:06:34	1998
Rambach, Whit, 36	CA	23:52:00	2003
Ramires, Martin, 34	AZ	24:28:27	1996
Ramirez, Rico, 49	CA	30:12:21	1993
Ramsey, William, 42	CA	29:01:56	1995
Ramsey, William, 43	CA	25:26:11	1996
Ramsey, William, 44	CA	22:57:14	1997
Ramsey, William, 45	CA	28:34:43	1998
Ramsey, William, 48	CA	26:46:29	1999
Ramsey, William, 47	CA	27:32:59	2000
Ramsey, William, 48	CA	28:04:18	2001
Ramsey, William, 50	CA	28:08:30	2003
Ramsey, William, 51	CA	29:30:30	2004
Ramsey, William, 52	CA	30:35:00	2005 Eagle
Rapp, James, 38	NV	28:57:34	1995
Ray, Adam, 40	CA	27:18:08	2006
Redmond, Don, 22	CA	23:14:11	1990
Reed, Pamela, 34	AZ	26:49:48	1995
Reichert, Gerald, 41	ND	31:56:27	1995
Reinstein, Devy, 34	CA	23:51:25	1990
Remington, Dave, 54	CA	30:45:06	1995
Resh, Jack, 55	CA	27:54:00	1986
Reynolds, Marc, 42	CA	27:43:55	1990
Rhodes, John, 55	NV	32:35:06	2003
Rhodes, Randy, 44	CO	27:30:50	1994
Rhodes, Terry, 47	NV	32:35:06	2003
Richards-Dinger, Keith, 21	CA	30:16:12	2003
Richards-Dinger, Keith, 36	CA	27:51:30	2004
Richardson, Norman, 50	MA	32:19:24	2005
Ridgeway, Diane, 47	CO	26:40:35	1996 Rhino
Riemer, Frederick, 45	UT	31:32:30	1992 W4
Riley, Jeff, 37	OR	21:08:33	2006
Ringstad, Curt, 41	OR	25:42:36	1993
Risse, Joan, 46	CA	31:27:20	1995
Risse, Joan, 47	CA	30:59:09	1996
Ritchie, Gary, 54	CA	29:25:10	1994
Ritchie, Gary, 58	CA	26:08:18	1998
Robak, Robert, 39	CA	28:02:12	1991
Robak, Robert, 45	CA	27:41:17	1997
Robak, Robert, 47	CA	29:06:59	1999
Robbins, Brick, 32	CA	30:52:39	1991 JMT



Dave Turner & pacer Erin Moran, 1994



Kevin Sawchuck, Cloudburst 1999.



Jeff Brettler, 2005


Robbins, Jeffrey, 45	CA	27:05:32	1997
Robbins, Jeffrey, 46	CA	26:34:57	1998
Roberts, Seth, 44	MA	28:10:20	1996
Robinson, Dave, 34	CA	26:16:19	1996
Robinson, Eric, 28	CA	28:12:36	1996
Robinson, Eric, 29	CA	29:57:04	1997
Robinson, John, 34	OR	23:34:46	2000
Robison, Wendell, 36	WY	27:15:07	1988 LGR5
Robison, Wendell, 37	WY	23:30:34	1989
Robison, Wendell, 38	WY	23:54:00	1990
Robison, Wendell, 39	WY	28:51:24	1991 LGR5
Robison, Wendell, 40	WY	29:22:00	1992
Robison, Wendell, 41	WY	30:23:50	1993
Robison, Wendell, 42	WY	28:37:12	1994
Robison, Wendell, 43	WY	28:05:02	1995
Robison, Wendell, 44	WY	29:39:27	1996
Robison, Wendell, 45	WY	32:42:55	1997
Roeh, Bill, 49	CA	31:40:34	1994
Romero, Ruperto, 42	CA	22:00:23	2006 Rhino
Rork, Paul, 45	CA	28:40:54	1992
Ross-Wilde, Ronni, 36	CA	29:23:58	1996
Rossmann, Mitchell,	MN	31:35:41	1999
Rouse, Mike, 45	CA	30:37:00	1998
Rowe, Tom, 44	MT	30:55:17	1992
Royalty, Phil, 21	CA	29:40:42	1990
Royalty, Phil, 23	CA	29:31:36	1992
Royalty, Phil, 27	NV	28:35:19	1996
Royalty, Phil, 31	NV	30:53:22	2000
Rozić, Scott, 27	CA	30:27:22	2000
Rustvold, Leif, 31	OR	31:01:24	2006
Ruttenberg, Gary, 39	CA	29:33:35	1987
Rutzen, Hartmut, 59	GER	30:06:45	2000
Ruvalcaba, David, 52	CA	27:36:20	2006
Ryne, Mark, 50	CA	32:52:18	2004
Ryne, Mark, 52	CA	32:16:22	2006
S			
Sager, Marc, 39	CA	30:33:00	1992
Sager, Marc, 41	CA	29:44:04	1994
Sager, Marc, 43	CA	29:37:35	1996
Saine, David, 47	CA	30:44:20	1996
Saine, David, 48	CA	31:50:34	1997
Sakurai, Hiroe, 33	JPN	30:56:06	1998 Ram's Head
Sakurai, Hiroe, 35	JPN	28:10:37	2000
Sakurai, Kaname, 34	JPN	23:41:16	1998 Ram's Head
Sakurai, Kaname, 35	JPN	20:15:27	2000 Cougar
Salinger, Andrew, 36	CA	29:41:06	2004
Salmanson, PJ, 43	HI	32:03:53	1990
Samuelson, Mark, 39	CA	27:18:05	1992
Sawchuk, Kevin, 32	VA	20:23:14	1997
Sawchuk, Kevin, 34	CA	22:23:53	1999
Sayers, Kevin, 41	MD	29:55:53	2000
Schick, Karl, 32	CA	30:16:46	1989
Schlereth, Joe, 39	CA	21:31:58	1989
Schlereth, Joe, 40	CA	22:46:19	1990
Schlereth, Joe, 41	CA	21:37:27	1991 W4
Schlereth, Joe, 42	CA	20:59:18	1992
Schlereth, Joe, 43	CA	20:04:11	1993
Schlereth, Joe, 44	CA	19:50:47	1994 Rhino
Schlereth, Joe, 45	CA	20:17:25	1995
Schlereth, Joe, 46	CA	20:46:34	1996 Rhino
Schlett, Stefan, 38	GER	32:08:14	2000
Schmidt, Lee, 52	CA	32:19:43	1991
Schmidt, Lee, 53	CA	29:55:08	1992

Schmidt, Lee, 54	CA	32:33:54	1993
Schmidt, Lee, 55	CA	29:09:30	1994
Schmidt, Paul, 38	CA	29:57:35	1990
Schmidt, Paul, 39	CA	29:35:25	1991
Schmidt, Paul, 41	CA	28:09:08	1993
Schmidt, Paul, 42	CA	32:28:00	1994
Schoeck, Matthias, 40	CA	30:58:10	2000
Scholl, Milt, 30	OR	27:20:51	1987
Scholl, Milt, 32	OR	28:08:05	1989
Scholl, Milton, 40	OR	28:13:04	1997
Scholz, Monica, 33	CAN	27:39:06	2000 Cougar
Scholz, Monica, 34	CAN	27:43:24	2001
Schuler, Richard, 36	NJ	30:34:16	1996
Scislowicz, Caz, 51	CA	24:12:07	2000
Scott, Chris, 47	CA	28:20:24	1996
Seminoff, Tim, 38	UT	22:12:07	1996
Sena, Leroy, 43	CA	32:34:16	1997
Senely, Richard, 46	HI	29:49:16	1990
Sercel, Pete, 25	CA	28:34:55	1991
Serrano, Hoberto, 40	CA	26:31:07	2006
Shaka, A. J., 40	CA	32:27:49	1998
Shaka, Barry, 36	CA	32:27:49	1998
Shattuck, Phil, 44	CA	32:06:02	1988
Sheedy, Tim, 51	CA	31:04:08	2000
Sheedy, Tim, 54	CA	32:30:06	2003
Sheehy, Joe, 52	CA	32:26:11	2000
Sherman, Elena, 45	CA	31:33:50	1998
Sherman, Elena, 45	CA	31:33:50	1998
Sherman, Stu, 49	CA	23:29:18	2004 Rhino
Shufflebarger, Fred, 43	CA	21:24:01	1991
Shufflebarger, Fred, 44	CA	19:22:16	1992 G/S Buckle
Shufflebarger, Fred, 45	CA	19:41:44	1993 Ram
Shura, Nancy, 51	CA	32:26:30	2001
Siltman, Michael, 37	IL	32:57:34	2006
Simmons, Stephen, 21	WV	31:24:55	1997
Simmons, Stephen, 22	WV	30:48:39	1998
Slater, Jack, 39	CA	21:59:00	1986
Slater, Jack, 40	CA	23:54:25	1987
Slater, Jack, 41	CA	21:40:05	1988
Slater, Jack, 42	CA	21:20:17	1989
Slater, Jack, 43	CA	21:45:14	1990
Slater, Jack, 44	CA	23:51:26	1991
Slater, Jack, 45	CA	23:53:18	1992
Slater, Jack, 46	CA	26:47:30	1993
Slater, Jack, 47	CA	26:55:46	1994
Slater, Jack, 48	CA	31:44:58	1995 Eagle
Sloan, Tom, 40	CA	24:58:26	1988
Sloan, Tom, 41	CA	23:21:08	1989
Smit, Margaret, 34	MT	32:25:50	1989
Snow, Sabin, 48	AZ	29:31:34	1990
Soares, Justin, 21	OR	27:47:29	2000
Solis, Raymond, 38	CA	32:14:33	1994
Solis, Raymond, 41	CA	31:51:07	1997
Solish, Al, 36	CA	27:33:00	1986
Softesz, Michael, 41	CA	28:48:40	1997
Solverson, Kelly, 35	CA	27:38:36	2005
Sorensen, Lorraine, 53	CA	31:39:24	2003 Buffalo
Sorensen, Stuart, 56	CA	32:30:30	2001
Spaeth, Laura, 28	CA	29:47:24	1990
Spaulding, David, 36	HI	31:05:40	1990
Speers, Brent, 45	CA	31:25:06	2003
Speers, Brent, 47	CA	31:35:06	2005
Spelt, Sarah, 41	CA	31:50:33	2000


Spelt, Sarah, 45	CA	31:44:30	2004
Spencer, Caroline, 38	WI	32:04:15	2000
Spencer, Douglas, 36	CA	29:43:52	1994
Spencer, Douglas, 37	CA	31:28:04	1995 W4,LGR6
Spencer, Douglas, 38	CA	22:08:53	1996
Spencer, Douglas, 39	CA	21:17:53	1997
Spencer, Douglas, 41	CA	22:25:25	1999 Horse
Spencer, Douglas, 48	CA	28:38:28	2006
Spykerman, John, 30	CA	30:17:41	1995
Spykerman, John, 32	CA	30:52:13	1997
Spykerman, John, 35	CA	30:40:37	2000
Spykerman, John, 36	CA	31:05:24	2001
Squires, John,	CA	32:38:44	1987
Stafford, Frederick, 39	AZ	30:44:20	1996
Staude, John-Mark, 26	WA	21:56:18	1991
Stein, Jeff, 40	CA	28:03:00	2006
Stenzel, William, 26	CA	25:37:31	2000
Stephens, Mike, 41	CA	31:31:23	1999
Stephens, Mike, 43	CA	31:47:24	2001
Stephens, Mike, 45	CA	30:07:24	2003
Stephens, Mike, 45	CA	31:45:12	2005
Stephens, Mike, 48	CA	32:36:22	2006
Stephenson, Chris, 40	CA	26:46:30	2005
Stermolle, Toni, 39	CA	27:58:11	1991
Stern, Howie, 31	CA	29:46:24	2001
Stern, Howie, 33	CA	29:43:12	2003
Stern, Howie, 36	CA	30:52:33	2006
Stevenson, Jeff, 48	CA	27:40:21	1994
Stevenson, Jeff, 49	CA	31:04:48	1995
Stevenson, Jeff, 50	CA	29:35:45	1996
Stevenson, Jeff, 51	CA	31:36:01	1997
Stevenson, Jeff, 59	CA	31:09:24	2005
Stewart, Patrick, 35	CA	25:31:03	1997
Stofko, Paul, 24	AZ	31:16:16	2000
Strom, John, 45	NY	32:02:13	1987
Strom, John, 49	NY	31:36:55	1989
Su, Jeffery, 41	CA	32:37:18	2004
Su, Jeffery, 43	CA	32:45:26	2006
Sublett, Bill, 43	VA	31:31:24	2000
Sullivan, Scott, 39	CA	32:06:10	1998
Sullivan, Scott, 40	CA	31:13:32	1999
Sullivan, Scott, 41	CA	31:26:49	2000
Sullivan, Scott, 42	CA	29:14:12	2001
Sullivan, Scott, 44	CA	31:22:24	2003
Sullivan, Scott, 45	CA	32:14:24	2004
Sullivan, Scott, 46	CA	31:07:36	2005
Sullivan, Scott, 47	CA	30:47:33	2006
Sundermeier, Ronda, 34	OR	31:59:36	2001
Sundermeier, Ronda, 37	OR	26:06:12	2004 Cougar
Surdyk, John,	IL	29:10:51	1987
Suter, Michael, 48	CA	29:11:44	1995
Suter, Michael, 50	CA	27:59:22	1997
Sutton, Dale, 46	CA	26:27:00	1986
Sutton, Dale, 47	CA	24:44:30	1987
Sutton, Dale, 56	CA	29:05:24	1995
Swatt, Martha, 33	WY	25:06:00	1995
Sybrowsky, Brandon, 22	UT	25:44:42	1993
Szarfinski, Joan, 53	CA	30:04:00	1992
Szekeresh, Bob, 46	CA	31:14:14	1993
Szekeresh, Bob, 50	CA	31:30:19	1997
T			
Takahashi, Kaoru, 32	NY	29:13:13	1999
Tanimoto, Herb, 45	CA	29:59:34	1994



Kelly Solverson, 2005



Stu Sherman, 2004




Jim O'Brien with Larry Gassan, 1996.

Tannehill, Kenneth, 45	CA	31:20:30	2006
Tanzer, Herb, 38	CA	23:51:02	1990
Tavernini, Robert, 33	TX	30:49:39	2000 W4,LGR6
Taylor, Dana, 33	CA	22:29:28	1994
Taylor, Doug, 47	NJ	29:31:34	1990
Teal, Steve, 38	CA	30:52:36	2003
Teichert, Jurgen, 32	GER	29:11:18	2000
Tennison, Joseph, 25	CA	28:48:10	2006
Thibeault, Gene, 49	CA	24:32:14	1995
Thibeault, Suzi, 42	CA	31:12:28	1989 W4
Thomas, Michael, 33	CO	29:28:54	1995
Thomas, Michael, 35	CO	29:21:40	1997
Thomas, Robert, 37	CA	29:10:35	1993
Thomas, Tracy, 38	CA	32:04:45	1999
Thomas, Tracy, 39	CA	29:21:57	2000
Thompson, Jeff, 38	CA	28:38:08	1989
Thompson, Jeff, 39	CA	23:29:54	1990
Thornley, Craig, 39	OR	22:31:18	2003
Thornley, Craig, 42	OR	23:11:28	2006
Tincher, Jeffrey, 37	IN	31:28:12	1993
Tinker, Nancy, 35	CA	27:09:17	1989
Tinker, Nancy, 40	CA	25:44:48	1991
Tinker, Nancy, 42	CA	26:17:59	1993
Torrence, Ian, 25	NV	20:40:37	1997
Torrence, Ian, 26	NV	20:52:21	1998
Torrence, Ian, 27	NV	20:26:19	1999 Buck-10pt
Torrence, Ian, 31	NV	23:41:12	2004
Torres, Carlos, 20	MEX	21:47:24	2005 Ram's Head
Trafecanty, Denis, 53	CA	23:37:09	1996
Trafecanty, Denis, 54	CA	24:52:48	1997 Buffalo
Trafecanty, Denis, 58	CA	25:58:18	2001
Trafecanty, Denis, 60	CA	26:45:12	2003
Trahern, Eugene, 36	WA	30:39:50	1999
Trahern, Eugene, 42	OR	31:47:36	2005
Trevino, Mike, 25	CA	25:36:37	2000
Tucker, Donald, 32	UT	25:16:14	1989
Tufts, Dick, 45	CA	29:19:35	1989
Tufts, Richard, 42	CA	29:55:00	1986
Tufts, Richard, 43	CA	28:30:24	1987
Tuller, Robert, 26	CA	32:11:55	1990
Tuller, Robert, 31	NY	30:50:36	1995
Tuller, Robert, 35	NY	29:55:36	1999 W4,LGR6
Turner, David, 30	CA	32:12:46	1991
Turner, David, 33	CA	27:25:31	1994
Turon, Michael, 51	CA	30:56:24	1998
Turon, Michael, 52	CA	31:03:00	1999
UV			
U'Ren, Jim, 35	CA	29:00:22	1988
Uher, Will, 53	CA	30:26:09	1999
Ulloa, Bob, 45	CA	29:10:42	1994
Ulloa, Bob, 47	CA	26:48:33	1996
Ulloa, Bob, 48	CA	30:36:26	1997
Ulloa, Bob, 50	CA	30:58:58	1999
Ulloa, Bob, 51	CA	27:07:07	2000
Ulloa, Bob, 52	CA	31:34:24	2001
Ulrich, Marshall, 38	CO	22:22:14	1989 LGR6
Urioste, Joanne, 46	NV	28:06:51	1994
Urioste, Joanne, 43	NV	27:22:40	1995 Rhino
Urioste, Joanne, 44	NV	29:39:27	1996
Val Verde, Al, 39	CA	25:58:11	1997
Val Verde, Al, 40	CA	21:06:09	1998 Rhino
Val Verde, Al, 42	CA	23:24:32	2000
Van Hoorne, Rick,	CA	31:52:43	1987

Van Wicklin, David, 51	CA	27:07:12	2003
Vance, Fred, 39	CO	28:28:47	1991
Vance, Fred, 43	CA	26:54:20	1995
Vance, Fred, 44	CA	28:39:00	1996
Vandenburg, Larry, 46	WA	25:34:42	2000
Vander Stucken, Richard, 55	CA	28:27:23	1994
Vavrin, Michael, 24	CA	32:13:30	1997
Velasco, George, 40	CA	32:46:10	1993 LGR6
Velasco, George, 41	CA	29:40:04	1994
Velasco, George, 42	CA	31:34:42	1995
Velasco, George, 43	CA	29:25:52	1996
Velasco, George, 44	CA	32:50:40	1997
Velasco, George, 45	CA	31:31:46	1998
Velasco, George, 46	CA	32:52:22	1999
Velasco, George, 47	CA	32:42:03	2000
Villeneuve, Raymond, 38	CDN	25:52:30	1992
Villeneuve, Raymond, 39	CDN	32:39:16	1993
Vitale, Leslie, 42	CA	26:39:08	1995
Volkenand, Rob, 58	OR	30:46:38	1989 W4
Volkenand, Robert, 57	OR	25:21:16	1988
Voltaggio, Sam, 49	TX	31:53:25	2000
W			
Waddell, Tom, 48	CA	27:56:07	1994
Wade, Brooks, 51	AK	31:04:46	1996
Walczak, Paul, 40	NC	29:31:10	1996
Walczak, Paul, 43	VA	31:36:39	1999
Waldsmith, Gary, 50	CA	31:52:29	1991
Wang, Gary, 27	CA	28:10:20	1995
Ward, Ken, 44	OR	30:54:12	2001
Warner, Roy, 31	CA	32:50:30	1990 LGR6
Washburn, Jeff, 49	MA	32:34:18	1999
Webster, Larry, 56	WA	26:35:55	1989
Weigt, Tom, 44	MN	32:07:09	1996
Weigt, Tom, 48	MN	32:20:13	2000
Weingaertner, Roger, 50	CA	30:10:56	1997
Weiss, Austin, 30	CO	29:39:04	1993
Weiss, Chrissy, 43	CA	27:53:06	2004
Weiss, Xy, 44	CA	31:47:36	2005
Weiss, Xy, 45	CA	31:03:27	2006
Weisshaar, Hans-Dieter, 59	GER	28:48:55	1999 Ram's Head
Weisshaar, Hans-Dieter, 60	GER	29:53:37	2000 W4,LGR6
Weisshaar, Hans-Dieter, 65	GER	32:33:06	2005
Weisshaar, Hans-Dieter, 66	GER	31:41:02	2006 Rams Head
Welch, Kathy, 39	CA	27:44:40	1992
Welker, Max, 50	WA	30:47:28	1992
Werth, Dennis, 49	CO	27:54:21	1991
Werth, Donald, 47	CO	30:15:48	1989
West, Ralph,	CA	23:02:04	1987
Westergaard, Danny, 31	CA	23:29:32	1990
Westergaard, Danny, 35	CA	27:36:03	1994
Westergaard, Danny, 36	CA	29:35:17	1995
Westergaard, Danny, 45	CA	28:17:18	2004
Westergaard, Danny, 46	CA	27:42:30	2005
Whaley, Jim, 41	CA	29:30:10	1988
White, Micah, 37	CA	23:52:09	2000
White, Micah, 38	CA	22:48:24	2001
White, Micah, 41	CA	27:03:06	2004
Whiting, Floyd, 51	NV	31:17:13	1992 W4, LGR5
Whyte, Pat, 41	CA	22:57:07	1989
Wieneke, Mark, 54	CA	32:19:18	2005
Wilde, Douglas, 39	CA	29:51:56	1992
Willis, Scott, 27	CA	29:43:16	1989
Wilkie, Jose, 30	KY	30:38:57	1993

Wilkie, Jose, 33	KY	28:33:20	1996
Wilkie, Jose, 36	KY	30:29:44	1999
Williams, Dan, 52	CA	23:14:30	2001
Williams, Dan, 54	CA	26:54:18	2003
Williams, Don, 34	AZ	29:26:26	1999
Williams, Glen, 26	CA	32:02:24	1987
Williams, Glen, 28	CA	29:50:37	1989
Williams, Jamie, 45	CA	23:51:57	1994
Willis, Scott, 25	CA	31:52:07	1987
Willis, Scott, 26	CA	31:38:07	1988
Willis, Scott, 28	CA	30:53:57	1990
Willis, Scott, 29	CA	27:59:15	1991
Willis, Scott, 30	CA	30:38:37	1992
Willis, Scott, 33	CA	29:24:38	1995
Winter, Ted,	CA	27:44:08	1987
Winter, Thomas, 39	CA	25:08:37	1987
Winter, Thomas, 42	CA	23:23:09	1990
Winter, Tom, 45	CA	22:54:40	1994
Winters, Ted, 48	CA	26:09:00	1986
Winton, Hal, 61	CA	30:12:32	1992 W4, LGR5
Wood, Blake, 37	NM	22:50:38	1995
Wood, Blake, 38	NM	23:36:16	1996
Wood, Jeannie, 35	CA	31:56:00	1986
Wood, Mark, 44	WI	32:04:16	2000
Woods, Doug, 45	CA	28:14:30	1989
Worswick, Jonathan, 34	CA	21:27:32	1997
Wright, Gary, 37	WA	32:52:46	1988
Wright, Gary, 39	WA	31:05:01	1990
Wright, Gary, 41	WA	32:18:35	1992
Wright, Gary, 43	WA	29:57:37	1994
Wright, Gary, 44	WA	31:11:57	1995
Wright, Gary, 46	WA	32:27:34	1997
Wright, Gary, 47	WA	32:00:03	1998
Wright, Gary, 49	WA	32:36:43	2000
Wright, Phil, 46	CA	29:54:19	1990
Wright, Phil, 47	CA	30:13:33	1991
Wright, Phil, 48	CA	31:11:03	1992
Wright, Phil, 55	CA	31:54:10	1999
Wu, Julie, 29	CA	30:40:12	2003
YZ			
Yates, Carl, 64	CA	32:08:30	1991
Yates, Carl, 67	CA	30:59:08	1994
Young, J. R., 44	CA	32:21:00	2003
Young, Wendy, 47	CA	32:00:24	2003
Young, Wendy, 50	CA	32:33:35	2006
Zaayer, Todd, 26	CA	29:11:11	1988
Zagnoli, Lora, 38	CA	32:18:23	2000
Zalokar, Fred, 29	NV	28:59:14	1989
Zatorski, Jerry, 42	CA	29:46:36	2005
Zicker, Gary, 40	NV	32:35:12	1991
Zicker, Gary, 45	NV	32:14:54	1996
Zicker, Gary, 46	NV	28:50:02	1997
Zimmerman, Ross, 39	AZ	32:44:42	1992
Zirbel, Glen, 59	CA	32:18:44	1990 LGR5
Zychowski, Stan, 43	CA	32:04:04	1991
Zychowski, Stan, 44	CA	32:12:35	1992
Zychowski, Stan, 46	CA	31:48:07	1994
Zychowski, Stan, 48	WY	32:01:17	1996
Zychowski, Stan, 52	CO	31:39:11	2000

10. AC100 Volunteers and Trail Building



Meeting of the Minds: Hal Winton and Michael "Big Dog" Kogutek

Hal Winton has been coordinating and leading trail-work episodes by empiric example for the last ten years. This is the magic and rapture of Manzanita Ridge. The flies were napping, hiding from cool overcast.

Manzanita Ridge Bypass Trail and the Wintercreek Trail

This year I put off the first work day to April 8 hoping for a few more participants and better weather, and I was rewarded with 11 strong runner/workers. Five ultra ladies showed up helping make the day a nice sociable time as well as a productive day for all of us. With influenza going around, a few couldn't make it such as my friend and strong supporter and most recent Assist. AC100 RD Gary Hilliard (of all people to be sick).

The original Manzanita Ridge Trail improvements had been plowed away twice as an emergency fire break, and was very hard to maintain with extreme steep sections. The 0.8-mile long Manzanita Ridge Bypass Trail section was finished in 1999, and it has been a priority to main-

tain it as well as the Wintercreek trail down to Hoegee's trail junction.

Nine of the volunteers cleaned and cleared the tread along the bypass trail. I had hoped to start building containment walls (fencing and posts) to control outside shoulder erosion mostly caused by errant mountain bikes but learned that an EA (Environmental Assessment) will have to be done first. Maybe next year.

Danny Westergaard, Scott Sullivan and I went on down the switchbacks to Hoegee's trail junction looking for trail damage and downed trees across the trail. Scott and Danny opened up several water bars above switchbacks and removed one long skinny tree at chest height across the trail.

The monster rains of 2005 took down the weaker rotted-out big trees in what we refer to as Big Tree Alley, which we removed before the 2005 AC100 race. So far no more have fallen across the Wintercreek trail in this area.

The heavy runoff last year raised Old Ned with the forest roads (Mt. Wilson toll road is still closed near the bottom above

Eaton Canyon), and the trail stream crossings (like Idlehour) big time, but the trails held up fairly well in general.


So our April trail crew did a great job on a very nice day in the San Gabriel Mountains.

Noteworthy pictures were taken at the attractive and popular Dave Trinkle Memorial Bench. The bench idea was Hal Chiasson's, with USFS approval. Gary Hilliard, old friend Craig McClurg, and others carried in the materials and helped install the bench.


Two of the workers came out to do the work to satisfy the WS100 requirement and one for the Wasatch 100 (where it all began) requirement to participate in those races, demonstrating the reciprocity of the requirement between 100-mile races.

The runners/workers this day were Mike Kogutek, Danny Westergaard, Kim Gimenez, Wendy Young, Marlow Barger, Hwaja Andrade, Linda Dewees, Bill Lawrence, Ricardo Ornelas, Chrissy Weiss and Scott Sullivan.

—Hal Winton



Ricardo Ornelas reviewing the day's work on the Manzanita Bypass Trail.



Linda deWeese pausing.



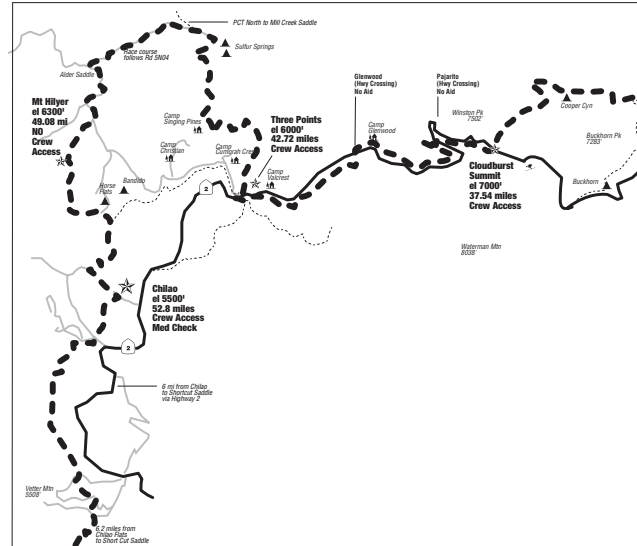
Chrissy Weiss heading towards the next job.



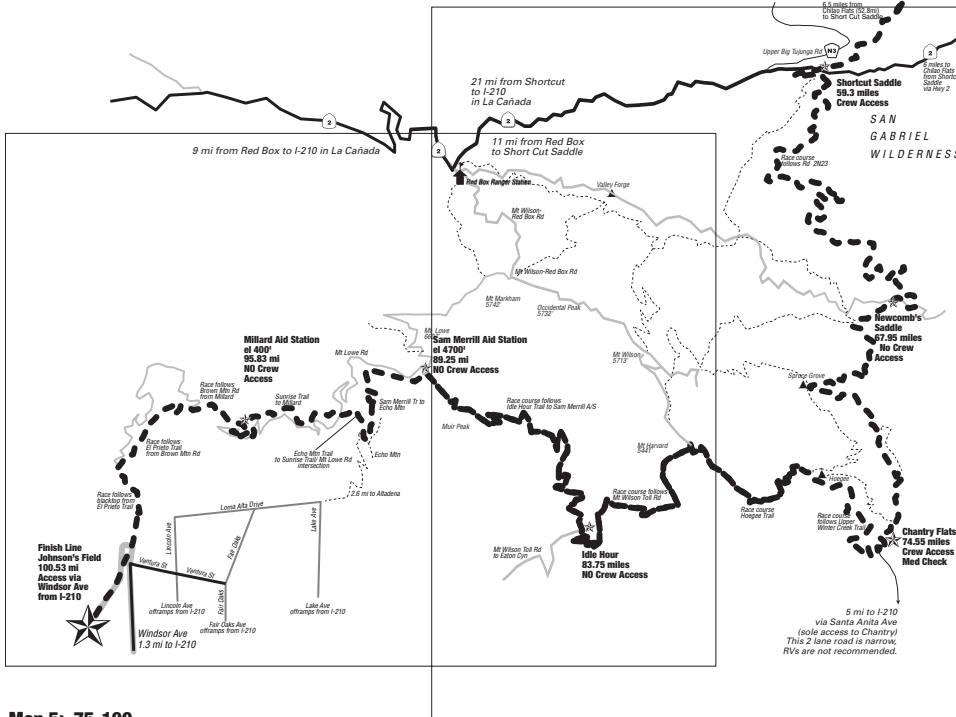
It looks easy now: Chrissy Weiss, Kim Gimenez, Scott Sullivan, Linda DeWeese, Dan Westergaard, Wendy Young and Bill Lawrence.

11. Course Maps

Race Course Overview Map



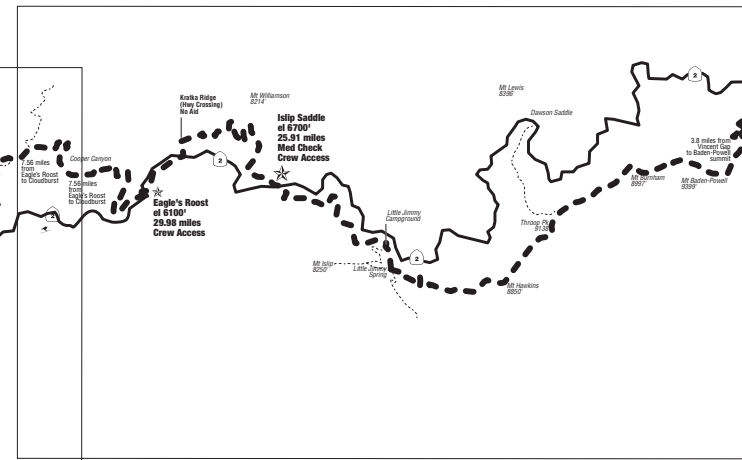
**Map 3: Mile 30-52
Eagle's Roost to Chילו**



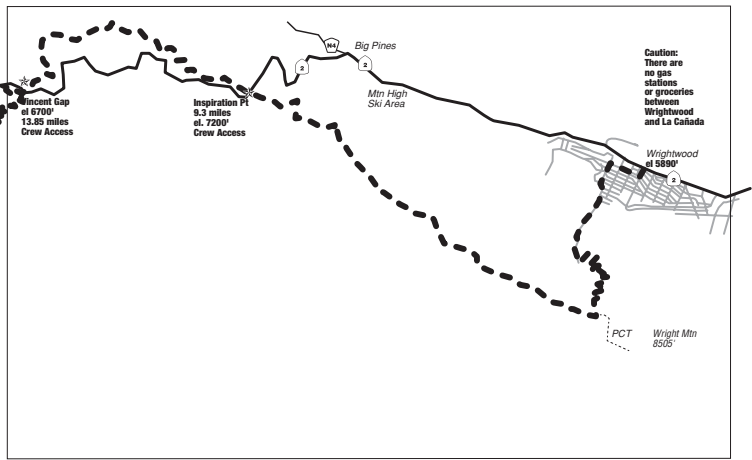
**Map 4: Mile 59-75
Shortcut Saddle to Chantry Flats**

**Map 5: 75-100
Chantry Flats
to Johnson Field**






**Map 2: Mile 14-30
Vincent Gap to Eagle's Roost**



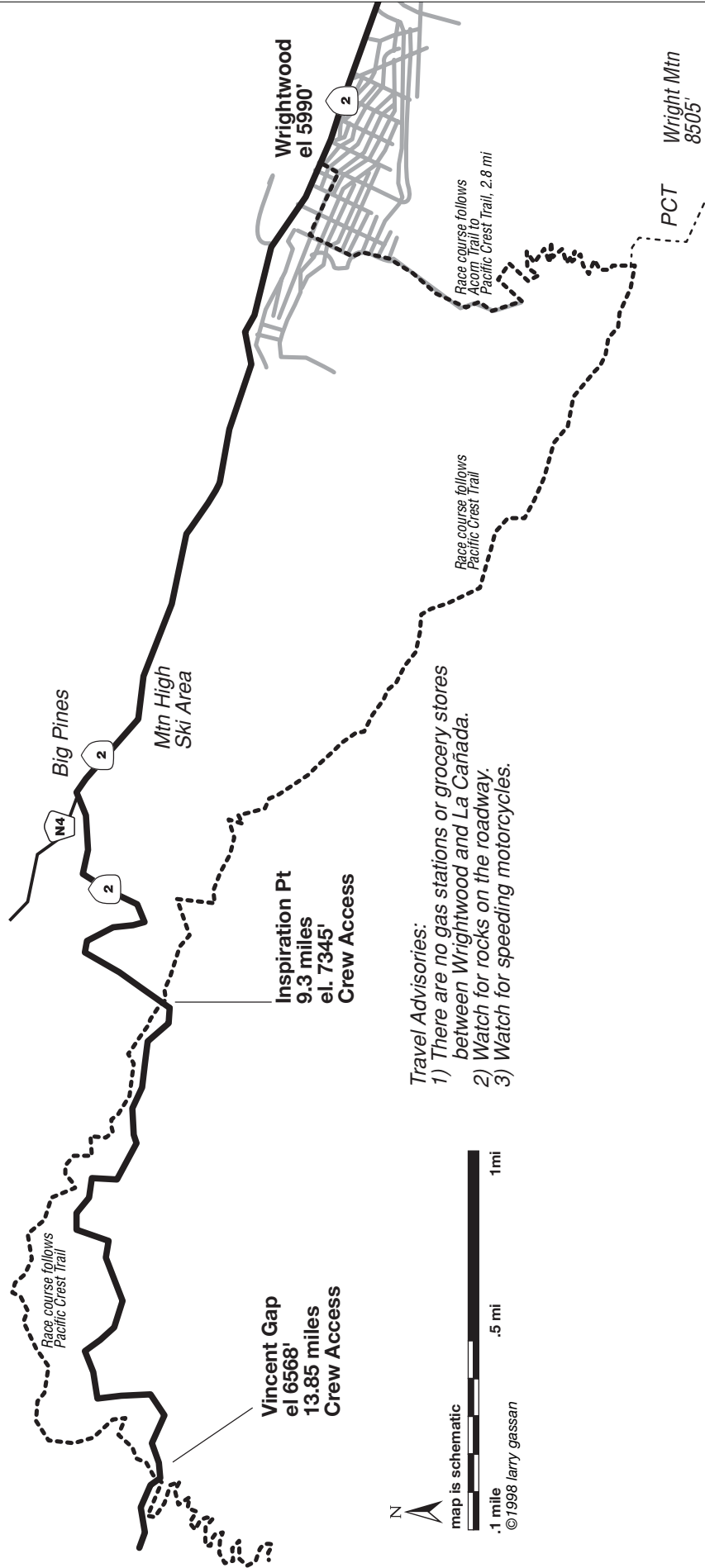
**Map 1: Mile 0-14
Wrightwood to Vincent Gap**

Race Day Distance Driving Chart (mileage)

Wrightwood/Start to Lightning Ridge.....	9.00
Lightning Ridge to Vincent Gap	4.00
Vincent Gap to Islip Saddle is closed due to washout. Please refer to Detour Map on page 15.	
Detour mileage:	80.00
Islip Saddle to Kratka Ridge	1.70
Kratka Ridge to Eagle's Roost	0.90
Eagle's Roost to Cloudburst Summit	4.80
Cloudburst Summit to Pajarito	1.20
Pajarito to Glenwood	1.90
Glenwood to Three Points	1.50
Three Points to Chilao	2.30
Chilao to Short Cut Saddle.....	7.80
ShortCut Saddle to Mt Wilson Rd.....	5.30
Mt Wilson Rd to Angeles Forest Highway Jct	4.80
Angeles Forest Highway Junction to Highway 2/210 Junction in La Canada.....	9.00
La Canada to Chantry Flats.....	16.25
Chantry Flats to Johnson Field	17.50
<hr/> Total mileage, one way.....	<hr/> 167.95

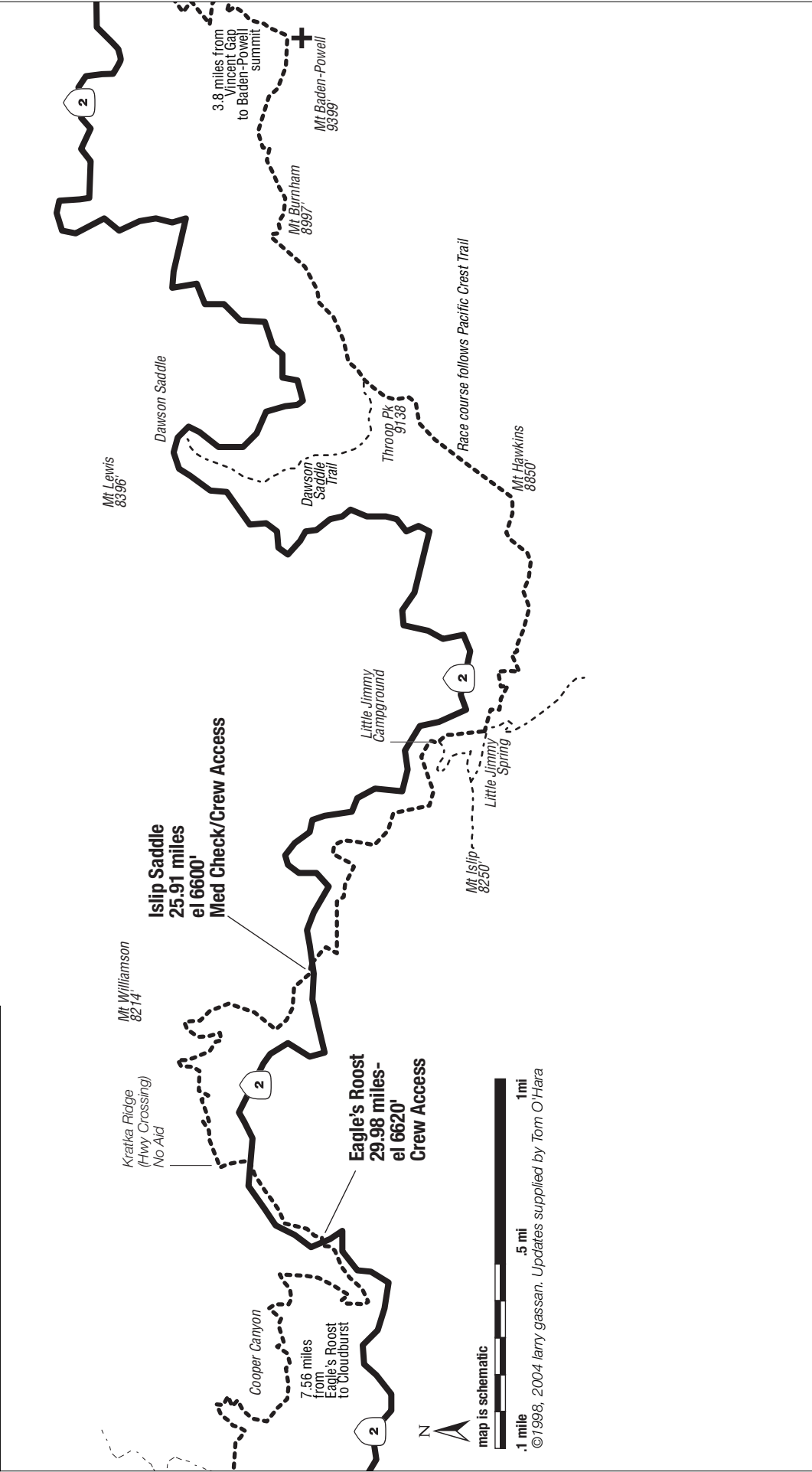


Mile 0 to 13.85
Start to Vincent Gap



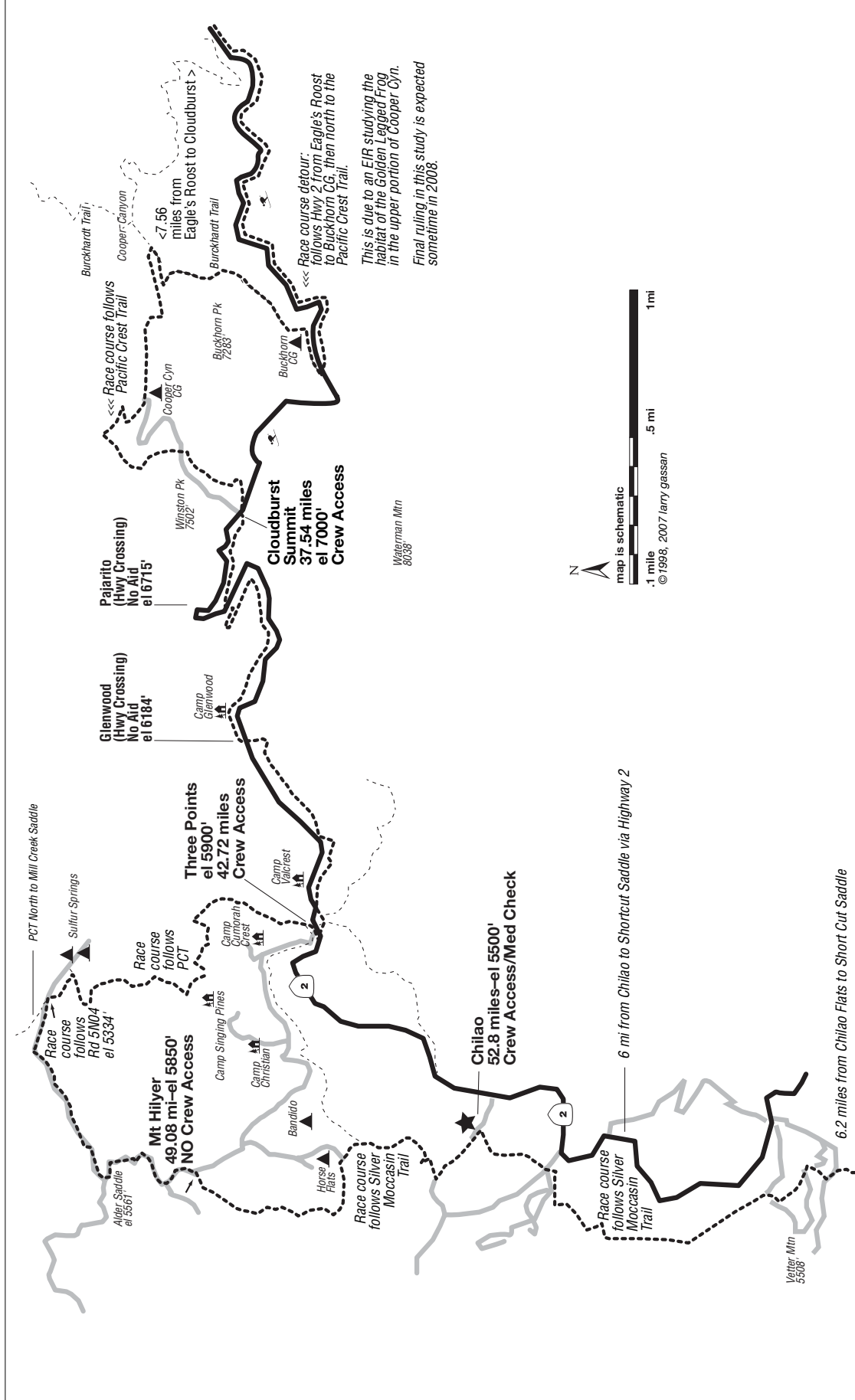
Checkpoint	DELTA	Distance	Drop Bag	Crew Access	O'Brien	Hian	Nielsen	Marshall	Fabian	Gustman	Scholz	Ward	Miksell	Cutoff
1. Wrightwood	0	0	NO	YES	5:00am	5:00am	5:00am	5:00am	5:00am	5:00am	5:00am	5:00am	5:00am	5:00am
2. Inspiration Point	9.3	9.3	NO	YES	6:33am	6:53am	6:41am	7:05am	6:57am	7:03am	7:10am	7:14am	7:24am	8:15am
3. Vincent Gap	4.5	13.85	YES	YES	7:12am	7:37am	7:16am	7:44am	7:43am	7:51am	8:05am	8:06am	8:25am	9:20am

Mile 14 - 29.98
 Vincent Gap to Eagle's Roost



Checkpoint	DELTA	Distance	Drop Bag	Crew Access	O'Brien	Hian	Nielsen	Marshall	Fabian	Gustman	Scholz	Ward	Miksell	Cutoff
3. Vincent Gap	4.5	13.85	YES	YES	17:35	18:39	19:07	22:01	23:55	25:55	27:43	30:54	32:51	33:00
4. Islip Saddle (Medical)	12.06	25.91	YES	YES	7:12am	9:51am	9:32am	10:13am	10:22am	10:46am	11:10am	11:04am	11:54am	1:05pm
5. Kratka Ridge (Hwy Cross)	3.23	29.05	NO	YES	-	-	-	-	-	-	-	-	-	-
6. Eagle's Roost	0.84	29.98	NO	YES	10:04am	10:41am	10:23am	11:10am	11:29am	11:49am	12:22pm	12:11pm	1:16pm	2:35pm

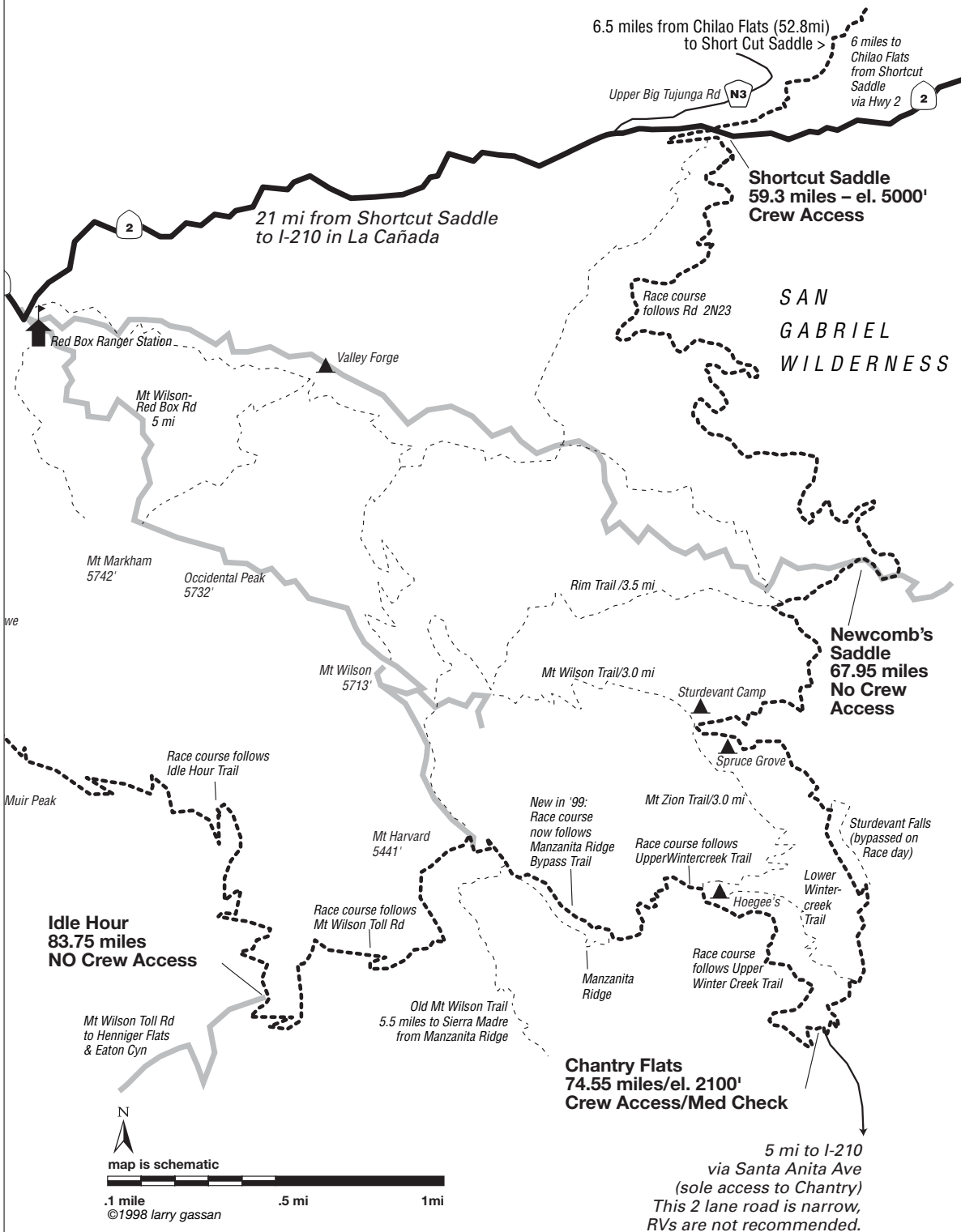
Mile 50 - 52
Eagle's Roost to Chilao Flats



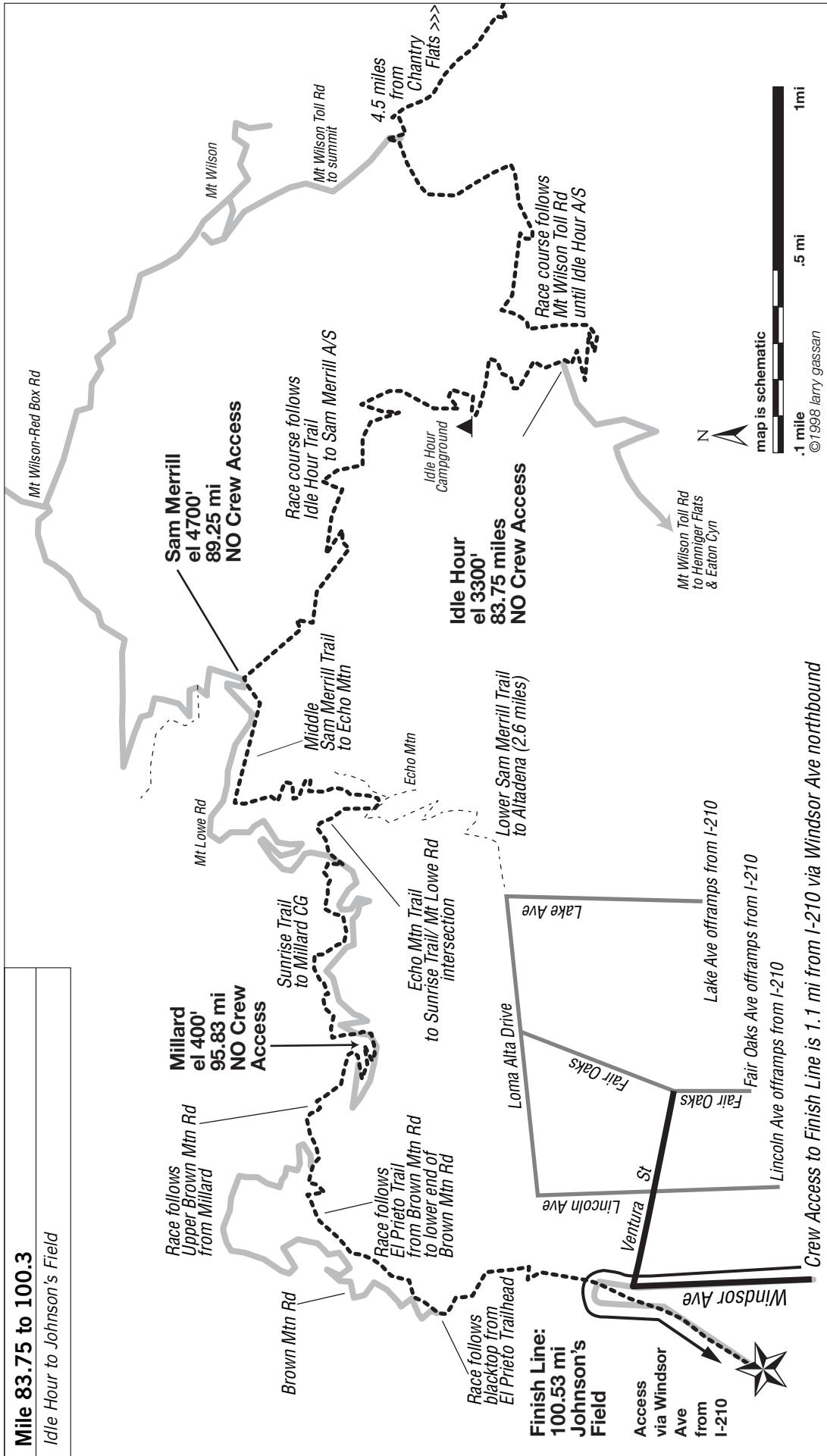
Checkpoint	DELTA	Distance	Drop Bag	Crew Access	O'Brien	Hian	Nielsen	Marshall	Fabian	Gustman	Scholz	Ward	Miksell	Cutoff
6. Eagle's Roost	0.84	29.98	NO	YES	10:04am	10:41am	11:10am	11:29am	11:49am	12:22pm	12:11pm	1:16pm	1:16pm	2:35pm
7. Cloudburst Summit	7.56	37.54	YES	YES	11:12am	11:52am	12:53pm	1:19pm	1:39pm	2:25pm	2:11pm	3:46pm	3:46pm	4:30pm
10. Three Points	2.29	42.72	YES	YES	11:52am	12:33pm	1:24pm	2:23pm	2:33pm	3:38pm	3:20pm	5:32pm	5:32pm	6:00pm
11. Mt Hilyer	6.36	49.08	YES	NO	12:50pm	1:31pm	2:35pm	3:44pm	4:01pm	5:02pm	4:53pm	7:17pm	7:17pm	8:00pm
12. Chilao (Medical)	3.72	52.8	YES	YES	1:30pm	2:10pm	3:24pm	4:38pm	4:58pm	5:58pm	6:09pm	8:48pm	8:48pm	9:10pm

Mile 52- 83.75

Shortcut Saddle to Idle Hour



Checkpoint	DELTA	Distance	Drop Bag	Crew Access	O'Brien	Hian	Nielsen	Marshall	Fabian	Gustman	Scholz	Ward	Miksell	Cutoff
13. Shortcut Saddle	6.5	59.3	NO	YES	2:34pm	3:23pm	3:50pm	4:53pm	5:59pm	6:41pm	7:46pm	7:58pm	10:58pm	11:40pm
14. Newcomb's Saddle	8.65	67.95	YES	NO	3:52pm	4:49pm	5:29pm	6:38pm	7:53pm	8:52pm	10:15pm	10:47pm	1:47pm	3:00am
15. Chantry Flats (Medical)	6.6	74.55	YES	YES	4:59pm	6:01pm	6:40pm	8:14pm	9:55pm	10:48pm	12:18am	2:13am	4:40am	5:25am



Mile 83.75 to 100.3

Idle Hour to Johnson's Field

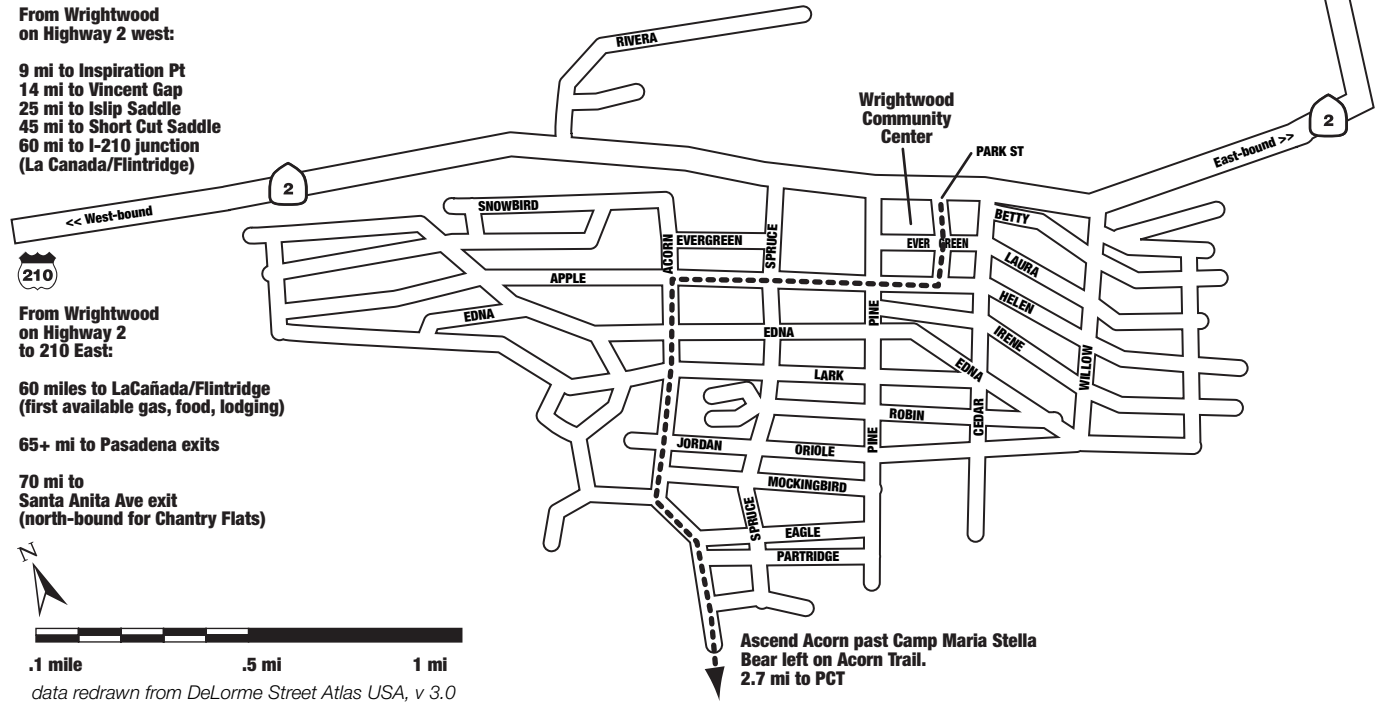
Checkpoint	DELTA	Distance	Drop Bag	Crew Access	O'Brien	Hian	Nielsen	Marshall	Fabian	Gustman	Scholz	Ward	Miksell	Cutoff
15. Chantry Flats (Medical)	6.6	74.55	YES	YES	17:35	18:39	19:07	22:01	23:55	25:55	27:43	30:54	32:51	33:00
16. Idlehour Trail	9:02	83.75	YES	NO	4:59pm	6:01pm	6:40pm	8:14pm	9:55pm	10:48pm	12:18am	2:13am	4:40am	5:25am
17. Sam Merrill Trail	5.5	89.25	YES	NO	6:59pm	8:05pm	8:43pm	10:47pm	12:32am	1:46am	3:34am	6:13am	8:23am	8:45am
18. Millard Campground	6.58	95.83	YES	NO	8:23pm	9:34pm	10:07pm	12:36am	2:22am	3:49am	5:48am	8:34am	10:45am	11:20am
19. Johnson's Field	4.7	100.53*	YES	YES	9:32pm	10:54pm	11:19pm	2:00am	4:01am	5:50am	7:40am	10:35am	12:38pm	1:20pm
					10:35pm	11:39pm	12:07am	3:01am	4:55am	6:55am	8:43am	11:54am	1:51pm	2:00pm

Wrightwood

Village & Starting Line

2
From Wrightwood on Highway 2 west:
 9 mi to Inspiration Pt
 14 mi to Vincent Gap
 25 mi to Islip Saddle
 45 mi to Short Cut Saddle
 60 mi to I-210 junction (La Cañada/Flintridge)

From Wrightwood on Highway 2 to 210 East:
 60 miles to LaCañada/Flintridge (first available gas, food, lodging)
 65+ mi to Pasadena exits
 70 mi to Santa Anita Ave exit (north-bound for Chantry Flats)

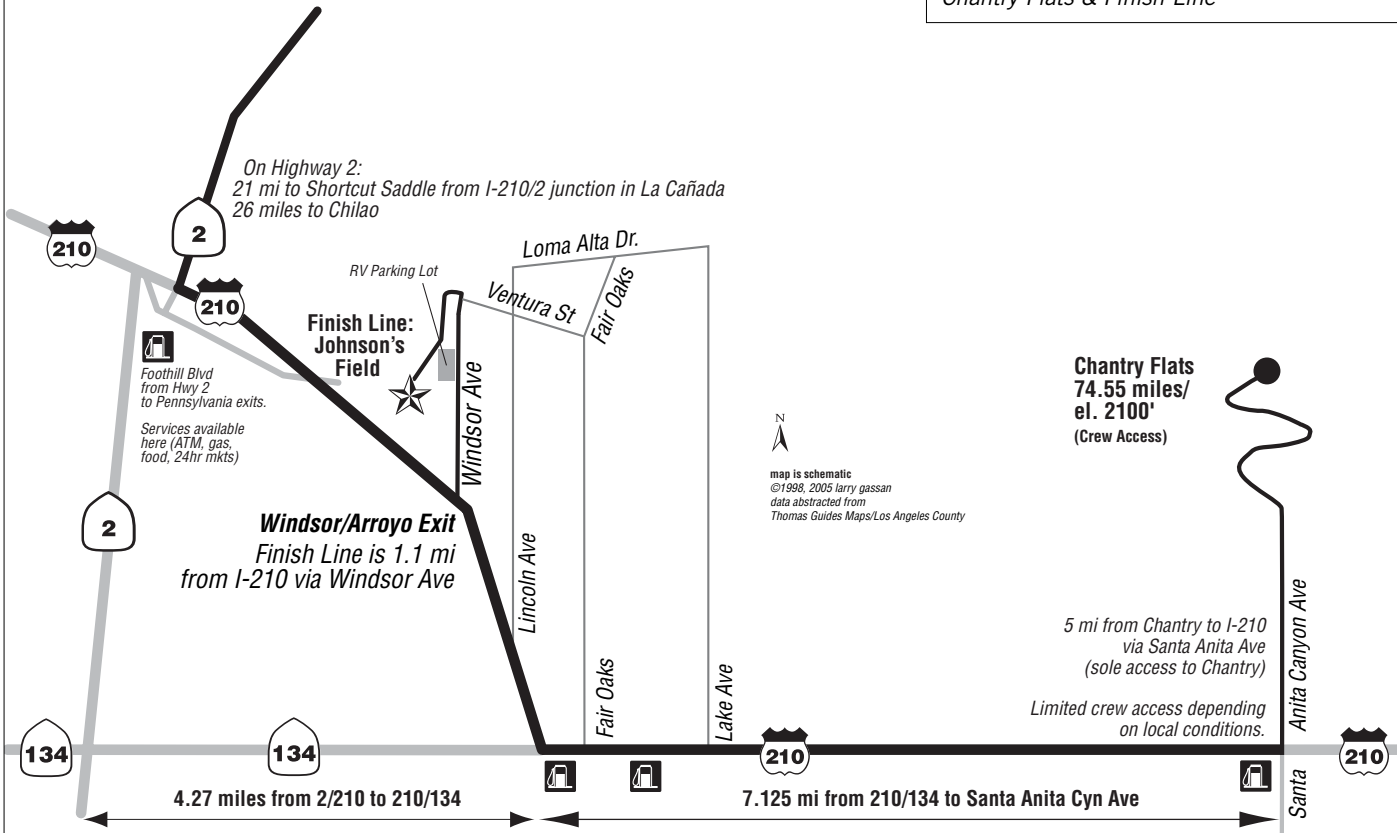


Ascend Acorn past Camp Maria Stella
 Bear left on Acorn Trail.
 2.7 mi to PCT

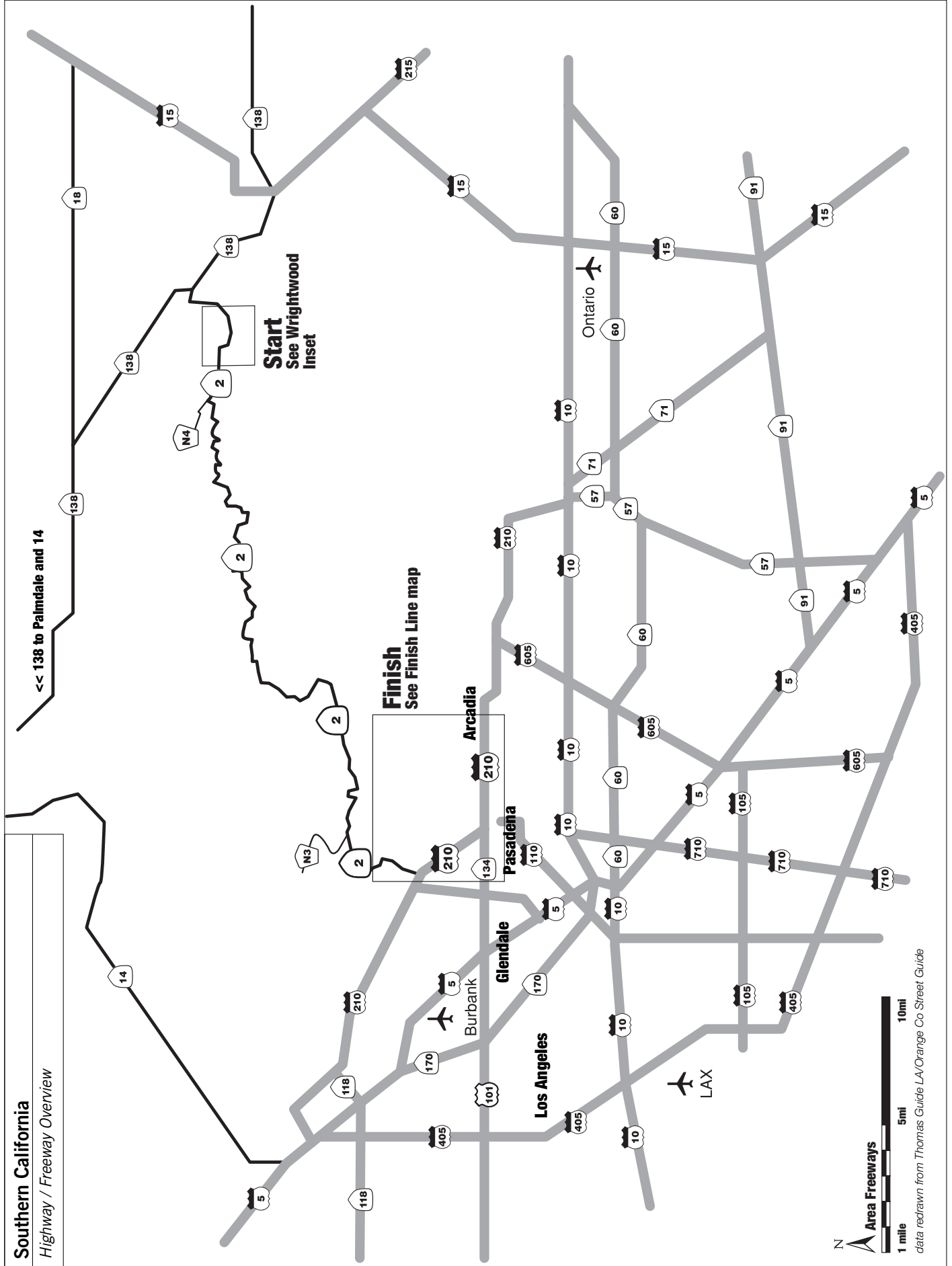
The Start at Wrightwood

Finish Line / Freeway Overview

Chantry Flats & Finish Line



From Shortcut to Chantry and the Finish



12. Lodging & Resource Index

Accommodations

Wrightwood

Wrightwood Chamber of Commerce

PO Box 416, Wrightwood, CA 92397
(760) 249-4320.

Canyon Creek Inn

6059 Pine St., Wrightwood, CA 92397
(760) 249-4800
www.canyoncreekinn.com

Mt View Motel

PO Box 458, 1098 Highway 2
Wrightwood, CA 92397.
(760) 249-3553.
9 units that sleep up to 5.

Pines Motel

6045 Pine, Wrightwood, CA 92397
(760) 249-9974.

Wrightwood Sales and Rental

PO Box 951, Wrightwood, CA 92397
(760) 249-3339.

Cajon Pass/Wrightwood adjacent

Best Western

Cajon Pass, approximately 5 miles east of
Wrightwood at I-15 and Highway 138.
1-806-BWCAJON

Victorville/Hesperia

Budget Inn

14153 Kentwood Blvd,
Victorville, CA 92392
(760) 241-8010

E-Z8 Motel

15401 Park Avenue East,
Victorville, CA 92392
(760) 241-7516

Economy Inn

15822 Mojave Drive, Victorville, CA 92394
(760) 241-0075

Green Tree Inn

14173 Green Tree Boulevard
Victorville, CA 92392
www.bestwestern.com/best.html
(760) 245-3461, fax: (760) 245-7745

Holiday Inn

15494 Palmdale Road
Victorville, CA 92392
(760) 245-6565, fax: (760) 245-6649

EconoLodge

11886 Mariposa Rd., Hesperia, CA 92345
(760) 949-1515

Super 8 Motel

Bear Valley & Mariposa
Hesperia, CA 92345
(760) 949-3231

Days Inn Suites

14865 Bear Valley
Hesperia, CA 92345
(760) 948-0600

Sunset Inns of America

15765 Mojave Drive
Victorville, CA 92394
(760) 243-2342

Travel Inn Motel

14998 7th Street
Victorville, CA 92392
(760) 245-8627

Victorville Apple Valley

16868 Stoddard Wells Road
Victorville, CA 92394
(760) 243-7700, fax: (760) 243-4432

Pasadena

Pasadena Convention & Visitor Center

Bureau (626) 795-9311.

Chamber of Commerce

117 East Colorado Boulevard
Pasadena, CA 91105
(626) 795-3355 fax: (626) 795-5603

Artists' Inn

1038 Magnolia Street
South Pasadena, CA 91030
(626) 799-5668

Bissell House

201 Orange Grove Avenue
South Pasadena, CA 91030
(626) 441-3535

Comfort Inn

400 S. Arroyo Pkwy
Pasadena, CA 91105.
(626) 405-0811 fax: (626) 796-0966
(3 miles from the Rose Bowl)

Doubletree Hotel

191 North Los Robles Avenue
Pasadena, CA 91101
(626) 792-2727
fax: (626) 304-0373

Hilton

150 South Los Robles Avenue
Pasadena, CA 91101
(626) 577-1000, fax: (626) 584-3148

Holiday Inn

303 Cordova Street
Pasadena, CA 91101
(626) 449-4000, fax: (626) 584-1390

Mira-Monte Hotel

127 South El Molino Avenue
Pasadena, CA 91101
(626) 796-2685

Pasadena Hotel Old Towne B & B

76 North Fair Oaks Avenue
Pasadena, CA 91103
(626) 568-8172

Pasadena Inn

400 South Arroyo Pkwy
Pasadena, CA 91105
(626) 795-8401, fax: (626) 577-2629

Ramada Inn

3500 East Colorado Boulevard
Pasadena, CA 91107
(626) 792-1363, fax: (626) 792-9213

Regal Inn Motel

3800 East Colorado Boulevard
Pasadena, CA 91107
(626) 449-4743

Ritz-Carlton Huntington Hotel

1401 South Oak Knoll Avenue
Pasadena, CA 91106
(626) 568-3900, fax: (626) 792-4192

Saga Motor Hotel

1633 East Colorado Boulevard
Pasadena, CA 91106
(626) 795-0431
fax: (626) 792-0559

Vagabond Inn (2 locations)

1203 East Colorado Boulevard
Pasadena, CA 91106
(626) 449-3170, fax: (626) 577-8873

2863 East Colorado Boulevard
Pasadena, CA 91107
(626) 449-3020

Glendale

American Motel

1541 East Colorado Street
Glendale, CA 91205
(818) 242-5572

Bell Motor Hotel

1130 East Colorado Street
Glendale, CA 91205
(818) 956-7179

Glendale (continued)**Best Western Inn**

123 West Colorado Street
Glendale, CA 91204
www.bestwestern.com/best.html
(818) 247-0111, fax: (818) 545-9393

Chariot Inn Motel

1118 East Colorado Street
Glendale, CA 91205
(818) 507-9600

Days Inn

450 Pioneer Drive
Glendale, CA 91203
(818) 956-0202
fax: (818) 502-0843

Doubletree Hotel

100 West Glenoaks Boulevard
Glendale, CA 91202
(818) 956-5466
fax: (818) 551-4088

Econo Lodge

1437 East Colorado Street
Glendale, CA 91205
(818) 246-8367

El Rio Motel

1515 East Colorado Street
Glendale, CA 91205
(818) 243-3157

Glendale Motel

1523 East Colorado Street
Glendale, CA 91205
(818) 243-7126

Manhattan Motel

1523 East Colorado Street
Glendale, CA 91205
(818) 244-8195

Maryland Hotel

202 East Wilson Avenue
Glendale, CA 91206
(818) 241-3121

May-Lane Motel

2413 Foothill Boulevard
La Crescenta, CA 91214
(818) 248-1294

Rodeway Inn

200 West Colorado Street
Glendale, CA 91204
(818) 246-7331

Vagabond Inns

120 West Colorado Street
Glendale, CA 91204
(818) 240-1700
fax: (818) 548-8428

Note: Numbers current as of 2006, and were drawn from GTE Online Yellow Pages.

Map & Book References:

The following maps were used as primary references for the maps in the Race Book.

Trail Map of the Angeles Front Country, Trail Map of the Angeles High Country

Both by Tom Harrison, and are used by USFS and NPS rangers. Simply the best available. <www.tomharrisonmaps.com.>

Los Angeles County Street Guide & Directory. Thomas Bros. Maps. The one guide you'll ever need for LA County.**Other Reference Books:**

Trails of the Angeles: 100 Hikes in the San Gabriels by John W. Robinson
Colorful text, useless maps.

The Control of Nature, John McPhee.
Anthology of three brilliant essays, the final one illuminating the business of flood control, geology, and firefighting here in the San Gabriels.

Los Angeles: City of Four Ecologies


Rayner Banham. The iconoclastic granddaddy of looking at Los Angeles, and liking it.

AC100 Race Photos Wanted...

Send your own AC100-race photos to Larry Gassan for inclusion in future RaceBooks. Please caption each photo with who, when, & where.

...and text & caption corrections

Send all corrections to Larry Gassan at <larry@larrygassan.com>

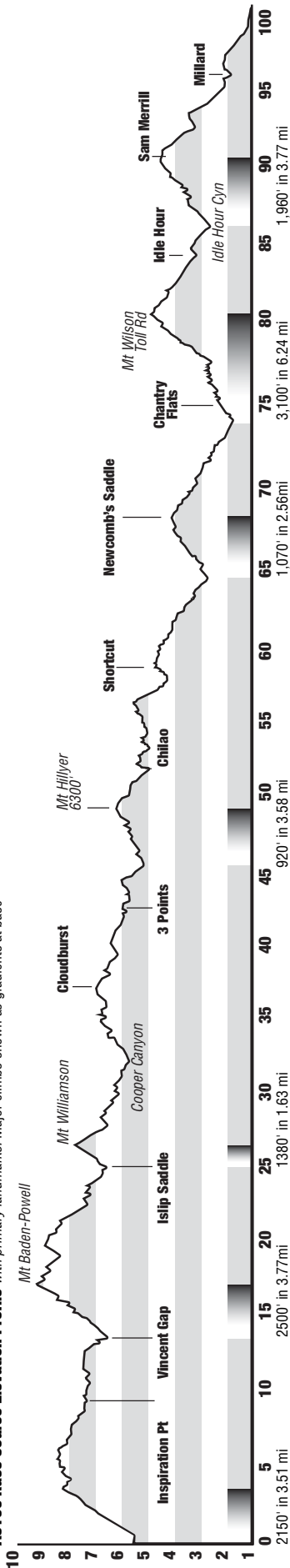


Heading into Islip, 2005.



Deb Clem irons out the kinks for a lucky finisher.

AC100 Race Course Elevation Profile with primary landmarks. Major climbs shown as gradients at base



Checkpoint	DELTA	Distance	Drop	Bag	Crew Access	O'Brien	Hian	Nielsen	Marshall	Fabian	Gustman	Scholz	Ward	Miksell	Cutoff
1. Wrightwood	0	0	NO	YES	5:00am	5:00am	5:00am	5:00am	5:00am	5:00am	5:00am	5:00am	5:00am	5:00am	5:00am
2. Inspiration Point	9.3	9.3	NO	YES	6:33am	6:53am	6:41am	7:05am	7:03am	6:57am	7:03am	7:10am	7:14am	7:24am	8:15am
3. Vincent Gap	4.5	13.85	YES	YES	7:12am	7:37am	7:16am	7:44am	7:51am	7:43am	7:51am	8:05am	8:06am	8:25am	9:20am
4. Islip Saddle (Medical)	12.06	25.91	YES	YES	9:21am	9:51am	9:32am	10:13am	10:46am	10:22am	10:46am	11:10am	11:04am	11:54am	1:05pm
5. Kratka Ridge (Hwy Cross)	3.23	29.05	NO	YES	-	-	-	-	-	-	-	-	-	-	-
6. Eagle's Roost	0.84	29.98	NO	YES	10:04am	10:41am	10:23am	11:10am	11:49am	11:29am	11:49am	12:22pm	12:11pm	1:16pm	2:35pm
7. Cloudburst Summit	7.56	37.54	YES	YES	11:12am	11:52am	11:55	12:53pm	1:39pm	1:19pm	1:39pm	2:25pm	2:11pm	3:46pm	4:30pm
8. Pajarito (Hwy Cross)	0.83	38.37	NO	YES	-	-	-	-	-	-	-	-	-	-	-
9. Glenwood (Hwy Cross)	2.06	40.4	NO	YES	-	-	-	-	-	-	-	-	-	-	-
10. Three Points	2.29	42.72	YES	YES	11:52am	12:33pm	12:41pm	1:24pm	2:33pm	2:23pm	2:33pm	3:38pm	3:20pm	5:32pm	6:00pm
11. Mt Hillier	6.36	49.08	YES	NO	12:50pm	1:31pm	13:51pm	2:35pm	4:01pm	3:44pm	4:01pm	5:02pm	4:53pm	7:17pm	8:00pm
12. Chilao (Medical)	3.72	52.8	YES	YES	1:30pm	2:10pm	2:33pm	3:24pm	4:58pm	4:38pm	4:58pm	5:58pm	6:09pm	8:48pm	9:10pm
13. Shortcut Saddle	6.5	59.3	NO	YES	2:34pm	3:23pm	3:50pm	4:53pm	6:41pm	5:59pm	6:41pm	7:46pm	7:58pm	10:58pm	11:40pm
14. Newcomb's Saddle	8.65	67.95	YES	NO	3:52pm	4:49pm	5:29pm	6:38pm	8:52pm	7:53pm	8:52pm	10:15pm	10:47pm	1:47pm	3:00am
15. Chantry Flats (Medical)	6.6	74.55	YES	YES	4:59pm	6:01pm	6:40pm	8:14pm	10:48pm	9:55pm	10:48pm	12:18am	2:13am	4:40am	5:25am
16. Idlehour Trail	9.02	83.75	YES	NO	6:59pm	8:05pm	8:43pm	10:47pm	1:46am	12:32am	1:46am	3:34am	6:13am	8:23am	8:45am
17. Sam Merrill Trail	5.5	89.25	YES	NO	8:23pm	9:34pm	10:07pm	12:36am	3:49am	2:22am	3:49am	5:48am	8:34am	10:45am	11:20am
18. Millard Campground	6.58	95.83	YES	NO	9:32pm	10:54pm	11:19pm	2:00am	5:50am	4:01am	5:50am	7:40am	10:35am	12:38pm	1:20pm
19. Johnson's Field	4.7	100.53*	YES	YES	10:35pm	11:39pm	12:07am	3:01am	6:55am	4:55am	6:55am	8:43am	11:54am	1:51pm	2:00pm



Jeffery Su, the final photographed 2006 finisher. His sister was even happier.

This race is made possible through the generous assistance of our sponsors:



The Angeles Crest 100 Mile Endurance Run, Inc. • 370 West Colorado Street, Arcadia, California 91007 • (626) 627-1871 • ken1@ac100.com • www.ac100.com



The Angeles Crest 100 is a charter member of the SoCal Ultra Series • <http://www.socalultraseries.org/>
 Facebook designed & produced by Larry Gassan Art Direction • <http://LarryGassan.com> • Larry@LarryGassan.com