



THE 22ND ANNUAL  
Angeles Crest 100-Mile  
Endurance Run  
Sept 13-14 2008

Suzanna Bon:  
New Women's  
Record!



UCLA Department of Astronomy  
Sep 01 02 16:55:56



2002: The Curve Fire as seen from Mt Wilson, 16 miles west of the blaze.

slid in 2005. The winter of 2004-2005 brought epic rainfall, with over 33" of rain in the Basin, and some mountain locations getting over 70".

**The highway closure at Vincent Gap due to slide damage is still in effect.**

Mudslides buried portions of the Chantry Flats Rd in 2005; breaking through guardrails, and washing out sections of roadbed. Those sections were rebuilt in time for the 2006 race.

Long-term drought conditions are also affecting the long-term health of the forests in the San Gabriels. In September 2002, two major fires ignited within eighteen days of each other. The first fire started fifteen miles south and east of the race start. The second fire, (shown to the left) started approximately twenty five miles west by southwest of Wrightwood, almost due south of the Islip Checkpoint. The combined destruction of over 160,000 acres, destroyed numerous historic private and public structures..

On a happier note; the 2008 AC100 Race Book was created with the runner, pacer and crew in mind. The revised split charts are drawn from the '07 race. Jim O'Brien's 1989 record time invites you, while Suzanna Bon's new women's record shows what you can do with a careful race strategy.

Trail maps were drawn from the Tom Harrison map series: *The Angeles Crest Front Range*, and *The Angeles Crest High Country*. They are the best reference sources available.

Every AC100 finisher is indexed by time and name, and are updated annually. Many of you will see yourselves in these lists. Some of you remember the years when you didn't finish. But you came back the next year and made it right.

This book is dedicated to you.  
Yrs truly,

Larry Gassan  
AC100 RaceBook Editor

*Invitation*

The San Gabriel back country retains much of the natural beauty, if not the primitive wilderness of yesteryear, thanks largely to the foresight and capable supervision of the U. S. Forest Service and hundreds of volunteers. Picnic areas and campgrounds have been constructed with a minimum displacement of the natural setting.

The 490 miles of trails throughout the forest are well marked. Time, increasing use, epic weather, and funding cutbacks have taken their toll.

The Angeles Crest 100 Trail Volunteers have joined in efforts to restore and renew trails in the Angeles National Forest. Without the efforts of these volunteers and hundreds others like them, the trails that make this race would cease to exist.

Those desiring to see much of this primitive wilderness in a single day are invited to participate in the Angeles Crest 100 Mile Endurance Run.

We are proud to host the 22nd Annual Angeles Crest 100 for the fine men and women who have decided to compete in this year's event.

In coordinating an event of this size, problems or unanticipated situations may arise. The Race has developed coopera-

tive and amicable relations with various State and Federal agencies (CalTrans, Dept of Fish & Wildlife, and the US Forest Service for example) which have enabled us to keep moving forward.

We ask your patience as we work towards improving our race every year.

Thank you for your support,

Ken Hamada, Race Director

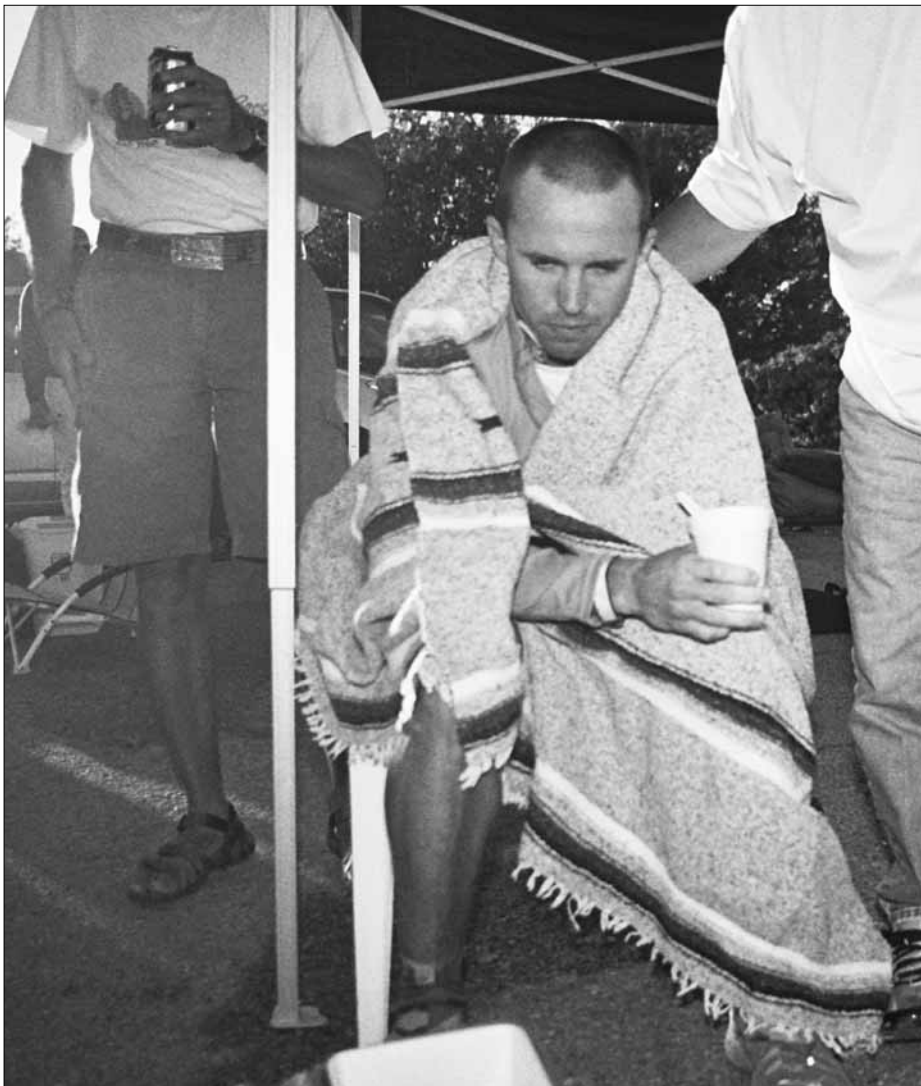
Hal Winton, Co-Race Director

George Evans, Assistant Race Director

*Editor's Notes*

The race has a new finish line at Alta Loma Park in Altadena! The overall race length is the same, excepting the final climb up to the paved section. See pages 14 and 52 for details.

Southern California is a dynamic natural environment. We burned in 2002, we




*Above: On Mt Baden-Powell at dawn. Below: Short Cut Saddle: it stopped being fun a while back.*

# Contents

- 1. Race Day Schedule . . . . . 2
- 2. Rules and Procedures . . . . . 4
- 3. Race Course Description . . . . . 7
- 4. Race Day: Detour Map, Driving  
& Parking on the Course . . . . . 14
- 5. Awards . . . . . 16
- 6. Race Team & Volunteers . . . . . 22
- 7. Course Wildlife . . . . . 24
- 8. Finishers by Rank . . . . . 27
- 9. Finisher Index . . . . . 41
- 10. AC100 Volunteers  
and Trail Building . . . . . 50
- 11. Course Maps . . . . . 52
- 12. Lodging and Resource Index . . . . . 61

**Photo Credits**  
 Inside cover: UCLA Dept of Astronomy; 2: Lee Freeman; 6: Stan Wagon; 17-21: awards: Ken Hamada; 22: Montrose S&R; 23: courtesy of Bill Westphal, Dino Darling; 27: Lee Freeman; 29: Lee Freeman (L); 30: Lee Freeman, 32: Lee Freeman (L); 33: Lee Freeman (L); 34: Lee Freeman (2). 35: Lee Freeman (L); 36: Devy Rienstein (m); 38: Lee Freeman (r); 39: courtesy of Ester Bartoo; 40: upper: Geri Kilgariff (c), lower: Ben Jones (R); 41: courtesy of the Foothill Flyers (r); 44) courtesy of Scott tbd, 49, lower: Tina Walter (l); All other photos by Larry Gassan.

# 1. Race Day Schedule



*Off and running, 1993. Fred Shufflebarger (bib #1) sizes up the competition.*

## Race Weekend Weather

General weather conditions on Race Day have tended towards clear, breezy days in the 70's marked by cool nights in the low 50's. The '01 Race Day had higher than normal temperatures in the high 70's and the nights didn't drop below 65, with Sunday spiking up into the low 90's in Pasadena. Rain and drizzle are not unknown, as seen in 1999 from Shortcut to the finish.

### Sunrise/Sunset

Begin civil twilight	6:12 a.m.
Sunrise	6:36 a.m.
Sunset	7:01 p.m.
End civil twilight	7:24 p.m.

### Lunar Data

Moonset:	3:46 a.m. on Sept 12
Moonrise:	5:39 p.m. on Sept 12
Moonset	4:48 a.m. on Sept 13
Moonrise:	6:08 p.m. on Sept 13
Moonset:	5:51 a.m. on Sept 14

### General Temperature Ranges

Wrightwood average high & low: 40/75

Records: 98°F (1950), 34°F (1952)

Mt Wilson: 76/58

Records: 98°F (1950), 34°F (1952)

Pasadena high & low: 50/85

Records: 110°F (1988), 44°F (1948)

### Weather Websites

Mt Wilson, CA:

[www.weather.com/weather/local/USCA0742](http://www.weather.com/weather/local/USCA0742)

Pasadena CA:

[www.weather.com/weather/local/USCA0840](http://www.weather.com/weather/local/USCA0840)

## Race Weekend: Schedule of Events

### Friday in Wrightwood

*Wrightwood Community Building*

9:00am - 12:00pm

- Medical checkup.
- Drop bag collection

*Wrightwood Community Building*

2:00 PM - 4:30 PM

- Welcome
- Medical Concerns
- USFS Concerns
- Search & Rescue Concerns
- Trail Briefing/Slide Presentation

6:00 PM

There will be a spaghetti dinner at 6pm at the Wrightwood Community Center. Sponsored by Snowline Royalty, an organization that is involved in the various Tri-Community pageant of queens and princesses.

The dinner is a fundraiser to help buy books for the Snowline Royalty's Reading Program. Various queens and princesses go to elementary school classrooms and read to children. A book is then present-

ed to each child in the classroom as a gift. The cost of the dinner is \$5 and is open to the public.

*Saturday, Sept 13 in Wrightwood:*

4:00 AM

Runner Check-in at the  
Wrightwood Community Building

5:00 AM

Hal Winton presents the Invocation. Andy Morehead and the Wrightwood firefighters help start the race. Go!

*Sunday, Sept 14 at*

*Alta Loma Park, Altadena:*

2:00 pm (sharp) Finish of race

2:30 pm - 5:00 pm

Picnic and Award Ceremony

The AC100 Race Rules And Procedures are designed for the safety and well-being of everyone involved in the race; including runners, pacers, crews, volunteers and spectators.

Failure to comply with these rules may result in disqualification of the runner.

### *On Persistence and Determination*

"Press On — Nothing in the world can take the place of Persistence.

Talent will not; Nothing is more common than unsuccessful men with talent. Genius will not; unrewarded genius is almost a proverb. Education alone will not; The world is full of educated derelicts. Persistence and Determination alone has unlimited potential."

— Calvin Coolidge



*David Goggins: My Endless Summer, Part 3.*



*Adaberto Mendoza*

**T**he Race is remarkably true to the original course laid out by Del Beaudoin in 1986.

Now we have a new finish line at Alta Loma Park.

This replaces the Johnson Field location we've used since 1992.

The overall distance is still the same. You, lucky runner, get a final trail climb before hitting the blacktop.


The initial Cooper Cyn section has been temporarily replaced by a road section awaiting the outcome of an Environmental Impact Report regarding the Golden Legged Frog.

In '96, a scenic PCT trail section replaced the "death-march" road climb out of Cooper Cyn.

A short (.85 mile) trail section overlooking Sulfur Springs replaced an asphalt grade. And in '99 the AC100 Trail Volunteers built the "Winton Bypass" below Manzanita Ridge on Mt. Wilson, replacing a 16% ridge-run.

Everything else is the same as it was for the first 37 finishers in 1986.

Go for it.



*Still daylight off the top of Shortcut.*

## 2. Rules And Procedures



*Tom Nielsen, Cloudburst Summit, 1999*

### 1) Runner Responsibilities

The runner is responsible for knowing all the rules.

### 2) Race Packet Pick-up

Only runners entered in the Race will be allowed to pick up their race packet. ID (i.e., drivers license) will be required. If you do not plan to run the race and want to have a friend pick up your race packet on Friday, please inform Race Management.

### 3) No "muling"

Runners must carry all of their own fluids, food, clothing and other supplies needed for use between checkpoints.

### 4) No unauthorized aid, caches or drops.

No one is allowed to cache, drop, or store supplies on the AC100 course before or during the Run. Runners are not allowed aid between checkpoints. Crews are forbidden to leave aid along the trail

during the run.

Runners whose crews and friends using the AC100 course and aid stations on race weekend for training runs will be disqualified.

### 5) No Course-Cutting

Runners must follow the marked course at all times. If the Runner departs from the marked course, the runner must return to the point of departure on foot before continuing. Cutting the course is grounds for immediate disqualification.

### 6) Checking In/ Checking Out

It is the Runner's responsibility to properly check in and check out of each checkpoint. Bib numbers must be clearly visible.

### 7) Pacers

Runners may be aided by a Pacer starting at the Chilao Checkpoint (mile 52). Only one Pacer will be allowed to accompany each Runner between each checkpoint.

Runners 60 and over will be allowed a pacer from the start in Wrightwood.

Aid will be available for both the Runner and the Pacer. Both runner and pacer must receive their aid at the designated checkpoints. However, if a shortage occurs, Runners have priority.

### 7a) If you want to pace

If you or your friends are available to pace a runner, please let the Chilao (52 miles), Short Cut (59.3 miles), or Chantry Flats (75 miles) Checkpoint Coordinator know. They will keep a list of available Pacers. Out-of-state Runners who have come the greatest distance have priority

### 8) Cutoff times

Cutoff times will be enforced at each Checkpoint by the Checkpoint Leaders. Their decisions are final, no exceptions. Cutoffs are listed at the back of this brochure. **If you are not clear about cut-offs, ASK!**

### 9) Highway Crossings

The main concern is safe movement of pedestrian and vehicle traffic. Vehicles have right of way at all times.

There will be a Run Official (flagman) at each highway-crossing checkpoint. The Runner is a pedestrian and must obey all Run Official directions; and all laws pertaining to highway pedestrian crossings.

### 10) If you decide to drop

If any Runner is unable to complete the Run, the Runner must notify a run official. The medical wristband (provided at the pre-race medical check in Wrightwood) must be surrendered. Upon surrendering the medical wristband, the runner is officially out of the race.

If Run Officials do not get the runner's medical wristband and the runner does not show up at the next checkpoint within a reasonable time, Run Officials will assume that the runner is lost and notify Search and Rescue. Leaving the race without informing a Run Official is grounds for disqualification.

### 11) If you get lost

If you get lost or injured, do not attempt to find your way cross country. **STAY ON THE TRAIL AND WAIT.** Wandering aimlessly, especially at night, will reduce your chances of being found.

12) Do Not Litter

Either carry your trash or leave it at checkpoints.

Support Crews and Other Issues

Support crews are not essential. There is adequate aid station support along the course with water, electrolyte replacement fluids, food and medical aid. In addition, drop bags are allowed at all major checkpoints (see Checkpoint Table, Inside Back Cover).

If you do have a crew, please note:

- Many checkpoints are close to the Angeles Crest Highway (Hwy 2). Whether on foot or in vehicles, crews must not impede highway traffic.
- Crews should carpool when possible to prevent traffic problems.
- Crews must comply with Run Officials directing traffic. Those who don't could get their runner disqualified.
- Only support crew vehicles are allowed in congested parking areas.
- Crews are NOT allowed at checkpoints marked "NO" in the crew column of the AC100 Checkpoint Table.
- No dogs allowed at any checkpoints or on the course.

Checkpoints Closed to Crews

**Mt. Hillyer will be closed to support crews.** Absolutely no support vehicles allowed on the road to Hillyer!

Chantry Flats is the last crew access point over the final 25 miles of the course

**Newcomb's Saddle, Idlehour Trail, Sam Merrill Trail, and Millard Campground** are closed to crew access. Use drop bags for flashlights, batteries and warm clothing.

Drop Bags

We urge runners to take advantage of this service. Besides ensuring you get what you need when you need it, using drop bags instead of crews helps minimize highway traffic.

Drop bags will be collected on Friday morning in front of the Wrightwood Community Building. Indicate your name, run number, and checkpoint on each Drop Bag. Be sure that all bags are securely tied and labeled.

Mt. Hillyer Trail, Newcomb's Pass, Idlehour Trail, Sam Merrill Trail, and Millard Campground Checkpoints are closed to crews but do have drop bag service. Newcomb's Pass, Idlehour and Sam Merrill get cool at night. Warm clothing may be needed for these sections.

All drop bags will be returned to the Finish area. Don't bring your favorite t-shirt or expensive clothing. Drop bags can get lost.

No Shuttle Service

There is no shuttle service to bring runners back to Wrightwood. Runners are responsible for making their own arrangements.

Trail Marking

Trails are marked with yellow surveyor ribbon and biodegradable powder. Night sections are marked by fluorescent surveyor ribbon and glow-sticks. Biodegradable powder will be used to mark the trail near campgrounds, since campers have been known to remove ribbons and glowsticks. Checkpoint Coordinators know about problem areas and will re-mark the trail as necessary.

EMTs and the Volunteer Medical Team

The race is staffed by an all-volunteer medical team, led by the Medical Director H. E. West.

HAM Radio Communication

"HAM" radio operators will be tracking runners' progress at each checkpoint. Arrival, departure, and drop information will be distributed among checkpoints and to a database at the finish area using integrated radio communications and computers. This system not only makes it possible to locate runners' positions throughout the race, it also facilitates emergency response.

Medical Concerns: Dehydration

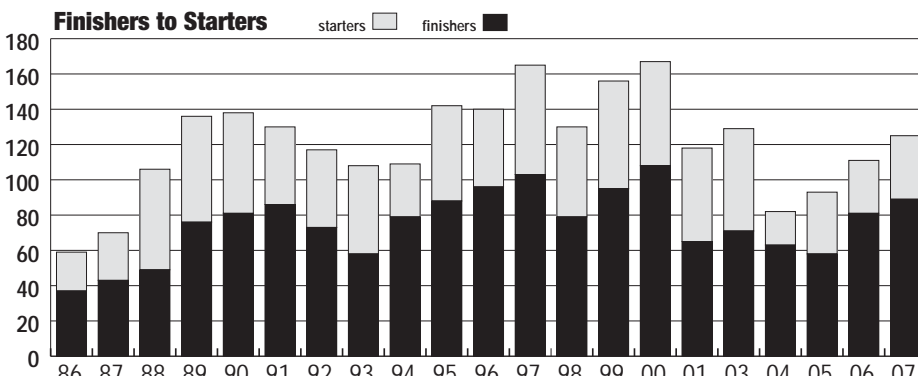
Dehydration is the most common medical problem for endurance runners. To monitor dehydration, runners will be weighed at major medical checkpoints. Weights will be compared to the baseline weight on the runner's medical band.

Weight Loss


- If the weight is 3% below baseline, the runner will be asked to drink more.
- If the weight is more than 5% below baseline, increased fluid intake will be strongly advised. The runner will be re-weighed before leaving the checkpoint. It is the runner's decision to continue the race as long as they are within the cutoff.

Hypothermia


Hypothermia could be a problem near Mt. Baden-Powell. Wear adequate clothing for the climb. Checkpoints before and after Mt. Baden-Powell (Vincent Gap and Islip Saddle) have crew access and drop bag service. Leave excess clothing with your crew, or in your drop bag that will be returned to the Finish Area.



Profile of Finishers to Starters: 1986-2007

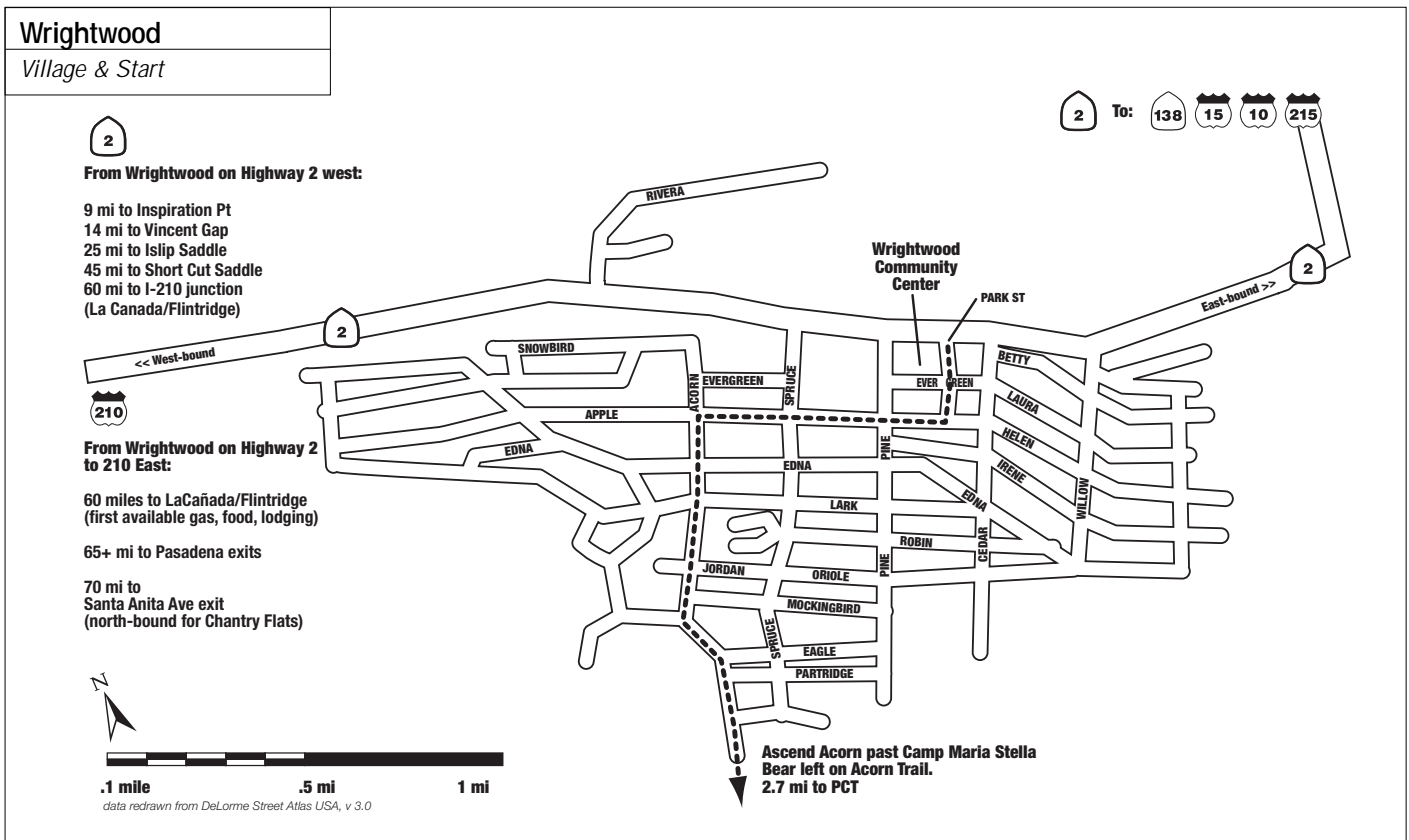


Distances over the history of the race.



*Jim O'Brien on his way to a course record of 17:35:48 in 1989, when the course was 1.5 miles longer. Photo by Stan Wagon*





Wrightwood Detail Map

### Trail Descriptions

The following trail descriptions are designed to acquaint the racer and their crew with the AC100 Race Course. Certain areas that are accessible on training runs will not be available to crews on Race Day. Please make note of this.

### Map Sources

The maps used in this book are simplified schematics from The Harrison Maps; *Angeles Crest: The High Country* and *Angeles Crest: The Front Range*.

Street and arterial maps are drawn from the *Thomas Guide/LA County*, which is indispensable for navigation in the Los Angeles Basin. New maps for 2008 were based on Google maps (google.com).

Harrison Maps are available at local outdoor outfitters, and direct. The Thomas Guides are widely available in bookstores and supermarkets.

### Wrightwood

The mountain resort community of Wrightwood serves as the starting line and home base for pre-race activities for the

Angeles Crest 100. Located in picturesque Swartout Canyon at 6,000 ft. on the north slope of the rugged San Gabriel Mountains, Wrightwood contains many interesting shops and excellent restaurants. The town has also always been a friendly rest stop for weary Pacific Crest Trail hikers.

The Pacific Crest Trail (PCT) is a National Scenic Trail extending 2,568 miles from Mexico to Canada. The Angeles Forest segment of the PCT extends 170 miles northwest from Wright Mountain above Wrightwood to a point south of Highway 58.

### Acorn Trail to the Pacific Crest Trail

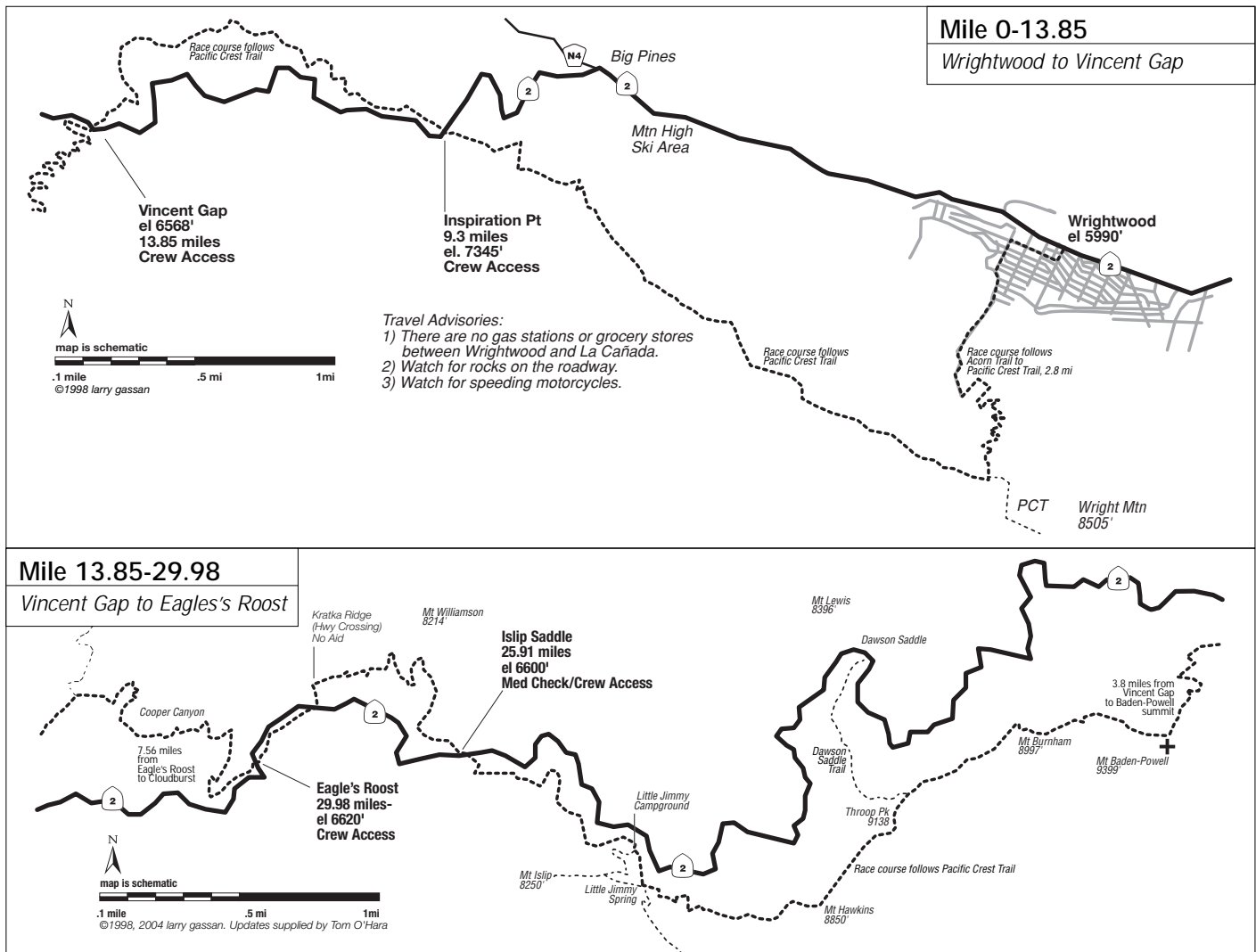
The AC100 Trail leaves Wrightwood via Acorn Street, ascending a steep grade, past the MariaStella camp to the left. At road's end, the Acorn Trail is a left turn, where it begins its switchback ascent 2.8 miles up to the Pacific Crest Trail.

At the PCT junction, the Race-course turns right on the PCT. From here the runner is treated to a panorama of Mt Baldy

(10, 760') on the left to Mt Baden-Powell (9,400') to the right. The trail stays mainly on the Blue Ridge, skirting the Mountain High Ski Areas, until it descends to the notch at Lightning Ridge's Inspiration Point. The first aid-station of the race is set up in the large parking lot.

The runner leaves the parking lot on the PCT trail, and soon passes the Grassy Hollow NFS Visitor Center. Water can usually be found there. Keeping to the trails marked with the white steel posts and the PCT badge, Vincent Gap is 4.5 miles west after Lightning Ridge. Vincent Gap is a PCT Trail head, with a large parking lot and adjacent toilet.

A special feature of the AC100 segment of the PCT is the trail that climbs from Vincent Gap (mile 13) to Mt. Baden-Powell (9,399 feet), the second-highest peak in the San Gabriel Mountains. The trail up Mt. Baden-Powell climbs 2,800 feet in 3.6 miles over 41 switchbacks to a saddle 100 feet below the peak.



Upper map: Wrightwood to Vincent Gap. Lower map: Vincent Gap to Eagle's Roost

One half mile from the 9,000' summit are the first scattering of ancient Limber Pines. Up to 2,000 years old, these trees were identified in 1962 by Angeles National Forest Supervisor Sim Jarvi. Only the great Sequoias and Bristlecone pines are known to be older.

The bottom of the East Fork of the San Gabriel River may be seen more than a mile below the summit of Mt. Baden-Powell. Across this rugged chasm looms the massive peak of Mt. San Antonio (Old Baldy 10,064 feet), the highest peak in the San Gabriels. On a clear day, the San Gabriel Valley and other distant mountains are visible, as well as part of the Mojave Desert to the north.

From the signpost at the saddle near Mt. Baden Powell, the PCT section of the AC100 course then descends to Mt. Burnham (8,997'), Throop Peak (8,789'), and Mt. Hawkins (8,850') through Windy Gap and passes Little Jimmy Spring. This perennial spring is not to be missed. Then past Little Jimmy Campground to Islip Saddle (6,640',

mile 26), at the base of Mt. Williamson. There is a toilet at Islip Saddle.

#### Mile 26: Islip Saddle

The course then heads up the trail toward Mt. Williamson (8,214') to a saddle that is within 300 feet of the peak. From the saddle, you can get a nice view of Eagle's Roost and Twin Peak. The trail then heads down Williamson to Eagle's Roost.

At Eagle's Roost the race course follows Hwy 2 to the Buckhorn CG entrance. This is due to a habitat closure of the Golden Legged Frog.

The race follows the Burkhardt Trail for 1.4 mi back to the PCT in Middle Cooper Canyon, passing by Cooper Campground. Within the Canyon the AC100 course runs along the Little Rock Creek stream bed, finally leaving Cooper Canyon on a dirt road that connects with a 1.1 mile section of the PCT to Cloudburst Summit (7,018', mile 35).

From Cloudburst Summit the course follows a gentle downhill grade and runs par-

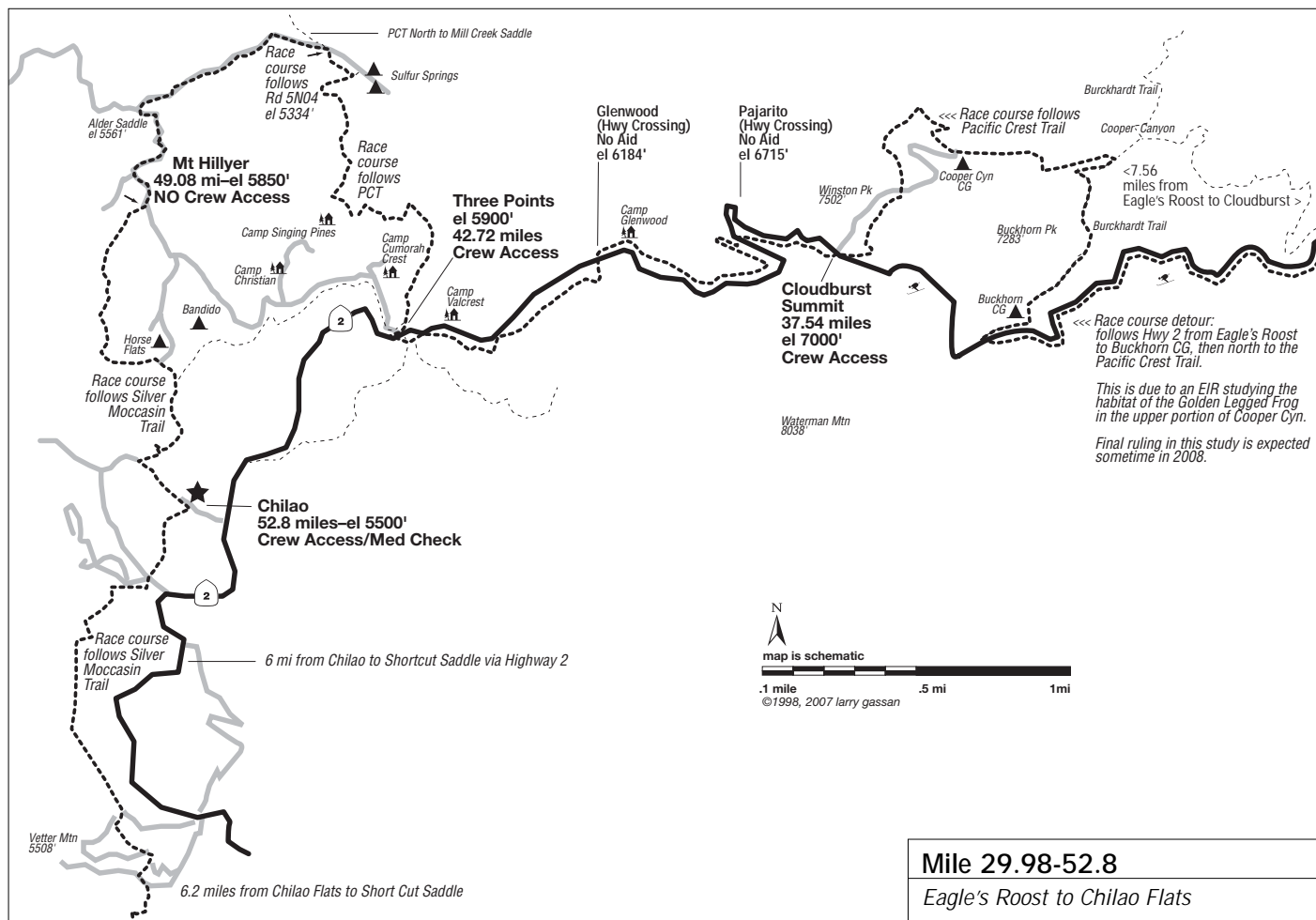
allel to the Angeles Crest Highway by several springs and past Camp Glenwood (mile 41.25) until Three Points (mile 42.72). From Three Points, the AC100 course leads to a cut-off trail just before Sulfur Springs Campground. Turning leftwards over the ridge, trail contours around the ridge, dropping down to cross the drainage.

The Race-course turns left on the black-top road (5N04) northbound. Follow the road as it winds gently up to Alder Saddle, the intersection of road 3N17. Continue climbing leftwards up the exposed black-top on Road 3N17.

#### Mile 49.08: Mt Hillyer

The Mt Hillyer Aid-Station is located at the top of the climb. Bear right between a set of sawed-off telephone poles set into the ground. The trail travels through trees and shrub over dirt and then open sandy terrain.

The unsigned Mt Hillyer trail ascends a slight grade, then makes a switchback up and over the knoll-like summit. The trail



Cooper Canyon to Chilao, with approach to Shortcut Saddle

contours through and then descends through large sandstone boulder formations.

This portion of the Race-Course is well marked on race day, but can be tricky for the newcomer on training runs. The trail winds and then descends through large sandstone boulder formations to the Horse Flats Campground on the left side of a ridge. The Silver Moccasin rail is rejoined at the Horse Flats Campgrounds. From there it is about 1.5


miles to the Chilao Visitor Center area.

Turn left when the trail intersects with the single-lane black-top road. Continue .5 mile past the large, tall conifer in the middle of the road. The Chilao Checkpoint will be located at the first "T" intersection to your right. Water is usually available via tap at the picnic area.

Turn right, staying on the blacktop, and pick up the trail to the right of the rest rooms and picnic areas.

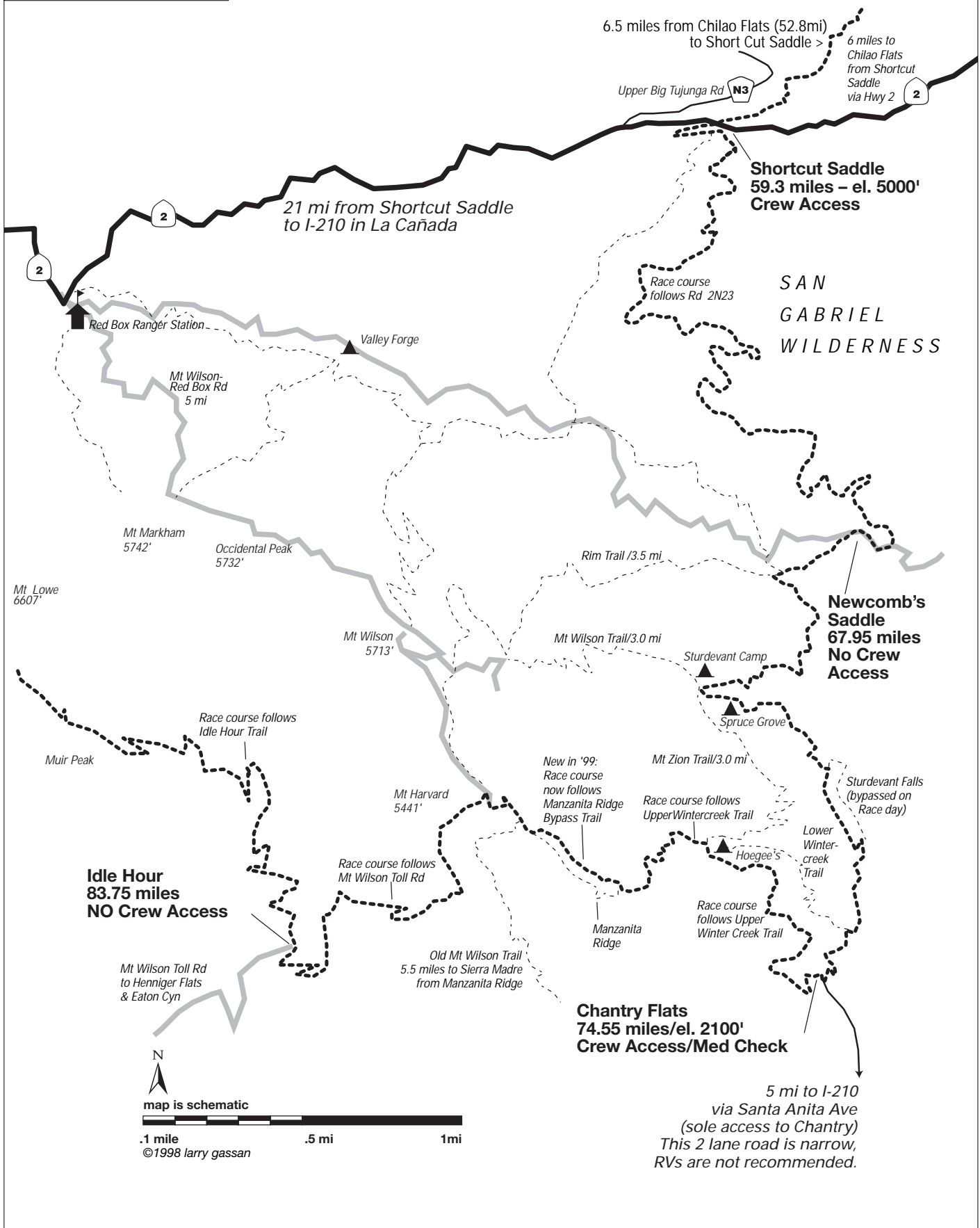
Mile 52.8: Chilao Visitor Center

The Chilao Visitor Center is located within the Charlton-Chilao Recreation Area of the Angeles National Forest on the Angeles Crest Highway. It is also adjacent (1/8 mile) to Chilao Checkpoint (mile 52) at the Chilao Picnic Area. The Center offers an introduction to the forest through a variety of exhibits, trails and activities.



Elevation profile detail: Start through Mile 58

<b>Mile 59.3-83.75</b>
<i>Shortcut Saddle to Idle Hour</i>



Chilao to Chantry, with approaches to Idle Hour and Sam Merrill

### Chilao to Shortcut Saddle

The Race-course continues up over a ridge towards Chilao Campground on the Silver Moccasin Trail. Crossing the blacktop, it skirts the campgrounds to the right.

Continue down about 1/2 mile where the trail connects to a dirt road. Bear left. This dirt road is a rolling climb up to the Charlton Flats blacktop access road. Bear left. You will pass through an open wooded area, with a vintage wooden building on the left. At a picnic clearing right after a USFS pipe-gate, the trail is visible—but not obvious—off to the right.

Contour up the slope. At the Vetter Mtn/Silver Moccasin trail junction, bear left. The Silver Moccasin trail contours along a wooded slope with picnic tables scattered under the trees. You will pass a non-functioning faucet.

Following the NFS trail-markings, you will be contouring across a blacktop road up to the ridge. From here you can see Shortcut Saddle and Mt Wilson in the distance. Follow the trail down the SW facing slope, across the dry creek bed and up the other side. This part of the trail is obvious and there are no turnoffs. You will switchback up through manzanita and live oak. Poison oak makes its first appearance on this slope, take care. Shortcut Saddle is about a mile up from the bottom.

Mile 59.3 to 67.95

Shortcut to Newcomb's Saddle.

The Shortcut Checkpoint will be set up in the road-side pull-out area. The trail resumes on the other side of Highway 2. Follow the NFS trail-wands for a short distance, then bear left on the dirt road 2N23. Follow this road down into West Fork. Cross the "concrete bridge", and

start the long climb up to Newcomb's Saddle. It is a long 2.5 miles to the top. At the pipe-gate, turn right on Road 2N24. Run for .4 miles, bear left at the next "Y". The aid-station is on the south-facing side of the ridge, and you won't see it until you are right on top of it.

About 100' past the Checkpoint, the trail to Newcomb's Pass is on your left. The Pass is .7 miles further. At the Junction, turn left towards Spruce Grove Campground and the Sturtevant Church Camp in Santa Anita Canyon.

From Newcomb's To Chantry Flats via Big Santa Anita Cyn.

The AC100 runner enters Big Santa Anita Canyon at Newcomb's Saddle, the 68 mile point on the course. Sturtevant Camp, one of the more popular San Gabriel Mountain resorts during the Great Hiking Era (1895-1938), is 2.5 miles from Newcomb's Saddle. During training runs, water is available from a faucet at the camp, about 100 feet off the course. Three trails cross near the camp: the Gabrielino National Recreation Trail (the AC100 course), the Sturtevant Trail to Mt. Wilson, and the Mt. Zion Trail.

One of the big attractions of the Canyon are the 75' high Sturtevant Falls, a two mile hike from Chantry Flats. Although the falls are bypassed during the Run for safety reasons, the runner will be able to hear them.

Emerging from the Canyon the AC runner passes by the Lower Winter Creek trail head, crosses the steel-beamed bridge, then heads .75 mile up the paved road to Chantry Flat (mile 75). Chantry Flat is a popular entry point for San Gabriel Mountain hikers and trail run-

ners. As you cross the bridge looking to your right, you will see a check dam constructed of giant cement "Lincoln logs" built by the Los Angeles County Flood Control District and the Forest Service in the early 1960s. To your left you will see stands of oak, alder, willow and bay.

Mile 74.55: Leaving Chantry Flats via the Upper Winter Creek Trail

After leaving Chantry Flats, the AC100 runner travels uphill .5 mile on a paved road until it meets the Upper Winter Creek Trail head. The Upper Winter Creek Trail rolls uphill for 3 miles to the signed 3-way Hoegee's Junction.

The AC100 course bears left up the Winter Creek Trail towards Manzanita Ridge and the Mt. Wilson Trail for 2 miles. The trail to the right leaves the Race-course and heads down towards Hoegee's Camp.

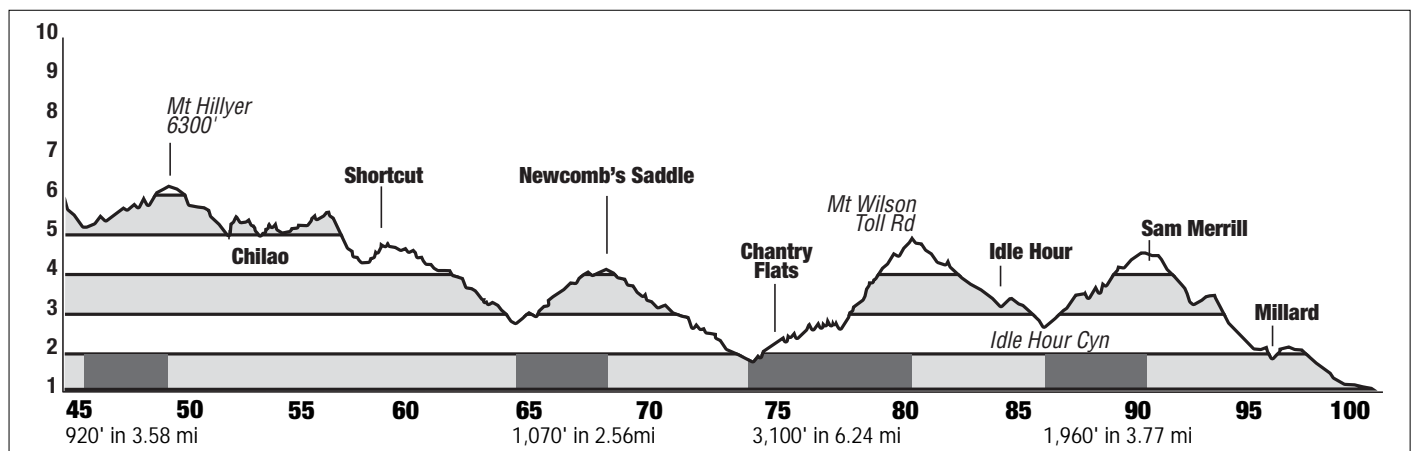
Manzanita Ridge Bypass Trail to Mt Wilson (79 miles)

The AC100 course bears right on the signed Manzanita Ridge bypass trail for .85 miles until it reaches the original Manzanita Ridge/Sierra Madre Trail Jct. The Mt. Wilson Toll Road is another .5 miles beyond.

Mt Wilson Toll Road to Idle Hour: (83.5 miles)

The Manzanita Ridge trail section ends at the Mt Wilson Toll Road. Turn left. The Toll Road contours down on the "city" side of Mt Wilson for about 1.5 miles, when it begins its descent on the opposite side of the ridge into Idle Hour Canyon.

The Idle Hour Checkpoint is located at a switchback where the Idle Hour Trail branches right from the Toll Road, across a new wooden bridge built by AC100



Elevation profile detail: Mile 45 thru 100



Volunteers in 2001. The trail contours to your right up the slope.

Within a half-mile it summits a small saddle and begins to descend on the Idle Hour Canyon Trail. The runner will pass through the Campground and then cross two small creek drainages. The trail then parallels the drainage for a short time before beginning its long rolling climb up and over several ridges and drainages to the Sam Merrill Checkpoint.

Mile 89.25: Sam Merrill Checkpoint

The Sam Merrill Checkpoint is located at the junction of the Mt Lowe Road, Idle-Hour Trail, Inspiration Point Road and the Middle Sam Merrill Trail.

The Middle Sam Merrill Trail bears left from the Idle-Hour Trail. It contours through manzanita, live oaks in decomposing granite formations. Shortly, Pasadena and the San Gabriel Valley vistas are visible again.

The trail descends in switchbacks through exposed red sandstone to the remains of the White City and Mt Lowe Railway. The Middle Sam Merrill trail ends in a 3-way junction with the abandoned Mt Lowe Railway bed (AC100 Race-course) and the Lower Sam Merrill Trail. Turn right, bearing right! (The Lower Sam Merrill Trail drops straight to Lake St. in Altadena!)

The Mt. Lowe Railway Bed (Echo Mtn) to Sunset Trail Head

Runners follow the old railroad bed at a gentle uphill 5% grade along the Echo Mountain Trail from Echo Mountain to the

Sunset Trail head (mile 91) for .8 miles.

Sunset Trailhead to Millard (95.5 miles)

The Sunset Trailhead is less than 100 yards downhill from The Echo Mtn Trail/Mt Lowe Rd junction. The 2.5 mile trail contours and joins the paved Mt Lowe Road to just above Millard Campground. Continue rightward on the blacktop for about 1/8 mile. Pick up the Millard Trail on your right for the next 1/2 mile down into the Millard Campground. At the bottom turn right and proceed up a shallow grade through the campground and to the Checkpoint.

Mile 95.5 – 100: Millard to the Finish

The runner leaves Millard Campground, crossing the shallow stream and continuing leftward on the main dirt road (Brown Mtn Rd.). This will be your last significant climb of the race. Continue on the road for a little over a mile, where you will pick up the El Prieto Trail on your left. The El Prieto Trail descends through a cactus grove and then into the trees in the El Prieto drainage. It follows a rolling downhill course up and around concrete debris dams. It will cross the creek bottom several times. At it's finish the trail meets Lower Brown Mountain Rd (shown on maps as N2N70).

Proceed down the road for 150 yds, then turn left on the blacktop. From here you will stay on the pavement, crossing several bridges in the process.

About a mile from the finish, there is the last trail section on the left. The trail climbs up 100 yards above a pumping

facility, where it intersects the end of W Altadena Drive. Run .3 mile to Lincoln Ave., turn left. Run north on Lincoln Ave for .2 miles. Turn right on W Palm St for .2 miles. Just before Dabney Ave, turn left into park. Run another 150 yards to the finish line.

Mile 100.2:

The Finish, Alta Loma Park.

Alta Loma Park is located at 3330 Lincoln Ave, between W. Palm St and Alta Loma Drive. The Park is accessible from both Lincoln Ave and Windsor/Arroyo exits of the 210 Freeway, the Lincoln exit is a longer drive. Head north on Windsor Ave. Turn right at Ventura Street. Drive .6 miles to Lincoln Ave. Turn left on Lincoln. Drive .7 miles north to W. Palm St. Street parking is available, as the parking lot inside the park may be full.

Finish Line Facilities

The park is generally quiet, shady. Complete with picnic areas and trees, it promises to be somewhat cooler than the Johnson Field finish. There will be a full-service dining area that will be serving food and drink through the night into the day from Saturday night on.

**RVs Are Not Recommended.**

Loma Alta Park has limited maneuverability and parking. It is also an equestrian center. Street parking is available. Watch for parking restrictions.

### Mt Wilson memories...

*The Mt. Wilson Trail in Little Santa Anita Canyon is the oldest trail in the San Gabriel Mountains. During the Great Hiking Era, thousands of Southern Californians rode the Pacific Electric Red Cars to Sierra Madre, disembarked and hiked up this path to the popular trail resort at Orchard Camp.*

*Prof. Thaddeus Lowe, Civil War balloonist, man of fame and fortune, was the quintessential California dreamer. His dream was to build a railway and resort complex high above Pasadena in the San Gabriel Mountains. In the 1890s, his dream became a reality. During the height of its popularity, millions took Lowe's "Railroad to the Clouds" to fine hotels and spectacular views of Southern California.*

*Atop Echo Mountain was the White City with a hotel, observatory and a then the world's largest searchlight purchased from the 1893 Chicago World's Fair. From Echo Mountain tourists could board a trolley and ride another few*

*miles to Mount Lowe Tavern at the end of the line. If you are running this section in the daylight, you will be able to see the old railroad ties and some of the concrete structures along the Echo Mountain Trail. One hundred feet to your left at the Castle Canyon Trail Junction on the Echo Mountain Trail, you will be able to see the large iron bull wheel that pulled the cars up the steep incline from Rubio Canyon. A fire swept through Echo Mountain in the early 1900's leveling all of the White City except the observatory. The foundation of Echo Mountain House and the original chalet are all that remains. The Mount Lowe Tavern burned in 1936. The railway was finally decommissioned in December 1937.*

*All that remains of the fabled Mt Lowe tavern is a peaceful spot under old oaks and a big cone spruce next to a picnic table at the Mt Lowe Campground, just below the Mt Lowe-Idle Hour Junction.*

## 4. Race Day: Driving The Course

Road Closures & Detours: May 2007

Highway 2 is currently closed west of Vincent Gap due to washout, and may not be open in time for the 2008 Race. If so, all crew and support will have to detour around as shown on the map. Please refer to map and directions on page 15.

The Chantry Road is open (barring fire, road-bed blockage, or administrative closure). The Pack Station is a good place to buy a cold drink on a hot day.

Gas Up Before You Go!

There are no gas stations or groceries on Highway 2 between La Cañada and Islip Saddle. Newcomb's Ranch serves the only hot meals on Highway 2, and is located between the Three Points and Chilao Checkpoints.

Mile 0 through 56 (detour option)

The first portion of the Race is very straightforward. Every crew-accessible Checkpoint is located either on Highway 2 or very near to it (Chilao). The Mt Hillyer Checkpoint is not accessible.

**Watch for falling rocks and suddenly-appearing racing motorcycles.**

Short Cut Saddle to Chantry:  
Highway 2 to I-210

Proceed west on Highway 2, following the signs to La Cañada/Flintridge. Highway 2 intersects at the 210. All gas, groceries, and meals are available here.

Get on the 210 Fwy eastbound (towards

San Bernardino). You will be driving in south-easterly direction. You will pass the Windsor/Arroyo and Lincoln exits. Follow the signs for the 210 through the 210/134 interchange. Do not exit to the 134.

You are now driving east through Pasadena. Continue for 7.125 miles. Exit at Santa Anita Ave for Chantry Flats.

Exit the 210 at Santa Anita Ave. Turn left (north), under the freeway. After several lights, you will pass out of strip malls etc. into residential neighborhoods. The road to Chantry will be barred by a pipe gate. Depending on conditions, you may not be able to drive up the road.

RVs and Mountain Roads

RVs are discouraged from driving up to Chantry Flats (75mi). The access road is steep and narrow, with no turnarounds. Parking is at a premium.

To The Finish Line  
From Short-Cut Saddle

Exit the 210 Freeway at the Arroyo/Windsor exit. Drive north on Windsor about 1 mile, past the Jack-In-The-Box on Woodbury.

Alta Loma Park is located at 3330 Lincoln Ave, between W. Palm St and Alta Loma Drive. The Park is accessible from both Lincoln Ave and Windsor/Arroyo exits of the 210 Freeway, the Lincoln exit is a longer drive. Head north on Windsor Ave. Turn right at Ventura Street. Drive .6

miles to Lincoln Ave. Turn left on Lincoln. Drive .7 miles north to W. Palm St. Street To The Finish Line From Chantry

Drive down from Chantry on Santa Anita Cyn Rd. You'll drive down the winding road you climbed up. At about 5 miles, you will see signs for the 210 Fwy. Get on the west-bound lane going back to Pasadena. Follow the 210 towards San Fernando. Exit to the right at the Arroyo/Windsor exit, approximately 2.5 miles N of the 210/134 interchange. You will see the Jack-in-The-Box at the top of the offramp.

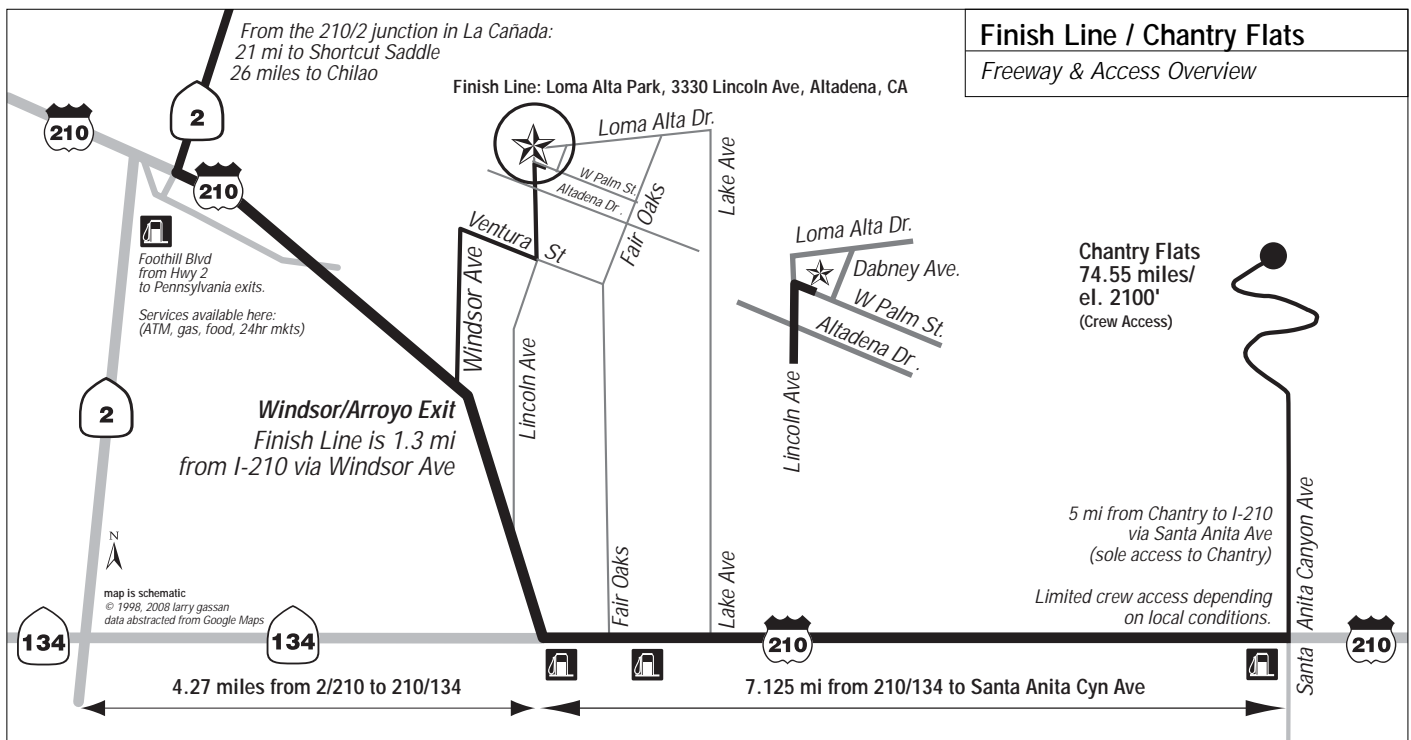
Turn right at the top of the ramp. Drive north 1 mile on Windsor Blvd as described earlier.

Race Day Parking At Islip Saddle

Parking vehicles on narrow shoulders with vehicles on or over fog lines is against traffic laws and is a safety hazard. Our agreement with the CHP is that we not interfere with traffic in any way. The possibility of traffic accidents due to improper parking along Highway 2 must be avoided.

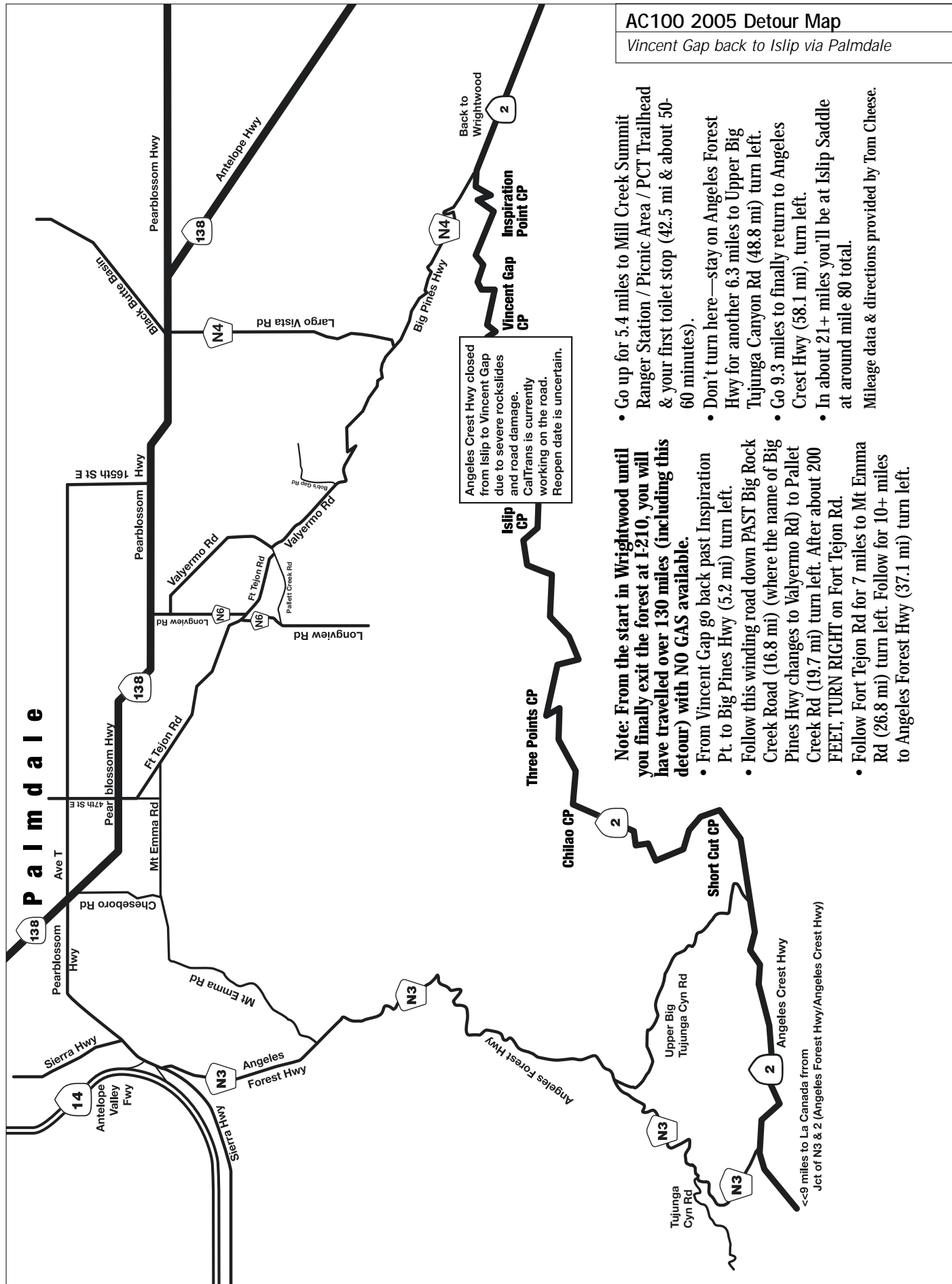
The following measures are in effect:

- We will place temporary NO PARKING signs along the narrow shoulders.
- Encourage parking at pullouts a few hundred feet BEFORE Islip Saddle and along the extra-wide shoulders, whose average width is 9 to 17ft.




Shortcut/Finish Line/Chantry Flat transitions. For Area overview detail, see page 56.






## 5. Awards



*Kevin Dean: He was even happier when he won it.*



Suzanna Bon: a light moment out of Short Cut.



Ashley Idema Nordell, 2006 winner, west of the Dawson trail on the PCT.

**The Awards**

The awards are presented at Johnson's Field on Sunday during the picnic at the conclusion of the Run. The Awards for the Runners are as follows:

- Bronze Ram Award for first male and female finisher, 18 to 75 years.
- Bronze Ten Point Buck Award for the 2nd overall finisher.
- Bronze Cougar Award for first male and female finisher, 30 to 75 years.

- Bronze Arabian Stallion Award for the first male finisher, 35 to 75 years.
- Bronze Rhino Award for first male and female finisher, 40 to 75 years.
- Bronze Eight Point Buck Award for the first male, 45 to 75 years.

9 Races within the Overall Race:  
The Categories

The Ram, 10 Pt Buck, Cougar, Horse, Rhino, and 8 Pt Buck Awards are not traditional Age-Group Awards. Each award represents a different "Race within the

Overall Race." If these were Age-Group Awards the Cougar Award would be available for the first runner who is 35 through 39, not 35 through 75. This unique awards system creates "Nine races within the overall race."

There are two Ram Races, one 10 Pt Buck Race, two Cougar Races, one Horse Race, two Rhino Races, and one 8 Pt Buck Race.

Example: If a 51 year old runner beats all the 35 year old runners, that runner automatically wins the Cougar



Left to right: Sub 24-hr Sterling Silver Buckle; Second Sunrise Buckle, Sub 33-hr Finisher's Buckle, Finisher's Plaque



*The Bronze Grizzly Award.*



*8 Pt Buck Award: Male 45 – 75*



*Cougar Award: Male and Female, 30 – 75.*

Award (which is for 35 to 75) and the fastest 40 year old wins the Rhino Award.

#### *Buckles and Plaques*

- Solid Sterling Silver/Solid 14k Gold Buckle for any runner that breaks the course record. Only one buckle per finisher.
- Solid 14k gold buckle for anyone that breaks the overall course record of 17:35:48.
- Silver Belt Buckle: Solid Sterling Silver for all sub-24 hours finishers
- Second Sunrise Ram Buckle: Solid bronze. For all runners crossing the finish line by the Second Sunrise (24:00 to 25:47 hours).

- 33 Hour Ram Buckle: Solid bronze, all Finishers between 25:47 and 33 hours.
- Distinctive engraved acid-etched metal plate mounted on a solid walnut plaque for all finishers.
- 5-color Finisher t-shirt for all finishers.
- Multi-color t-shirt for all participants.

#### *Eagle Award*

For any runner who completes 10 consecutive Angeles Crest 100 Endurance Runs.

#### *Elk Award*

For any runner who completes 1,000 miles (with no time limit). You will receive credit for either the Eagle or the Elk Award but not both.

#### *California Grizzly Award*

For any runner completing 20 straight finishes, we will provide a Bronze Grizzly Award.

#### *Related Races and Awards:*


##### *Western United States*

Any runner completing the four one hundred mile endurance runs in the Western United States in the same year will be eligible for a distinctive plaque commemorating the accomplishment.

To be eligible, the runner must finish: the Western States 100, the Leadville 100, the Wasatch 100 and the Angeles Crest 100 Mile Endurance Runs.




*Brian Polley, 1st 35+ Horse*



*Stacey Bunton, 1st 30+ (F) Cougar*



*Troy Howard*



*Ruperto Romero, 1st 40+ Rhino*

*Last Great Race on Earth*

Any runner completing the six designated one hundred mile endurance runs in the United States in the same year will be eligible for a distinctive plaque commemorating the accomplishment.

To be eligible, the runner must finish:

- Two races in the Eastern US: the Old Dominion and Vermont Endurance Runs.
- Two races in the Central West: the Wasatch Front 100 and Leadville 100 Endurance Runs.
- Two races in the Western US: the Western States 100 and Angeles Crest 100 Endurance Runs.



*Arabian Stallion Award:  
First male finisher, 35 – 75*



*Elk Award: For 1000 miles finished,  
no time limit.*

*John Muir Trail*

This is not an organized event as the JMT is in a wilderness area where no organized event can be held. Runners completing the trail from Yosemite Valley to Mt. Whitney in ten days will receive a JMT t-shirt. They also may be eligible for a distinctive solid walnut plaque commemorating the accomplishment. We will maintain information for others who may attempt the run and keep track of finishers.

If you are serious about running the JMT, start planning early. Topographic maps and books are available at backpacking stores.

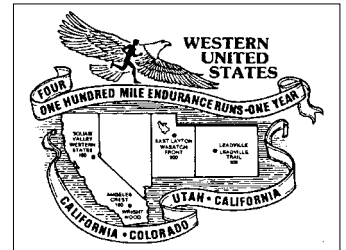
Send specific questions and concerns regarding the JMT with a SASE to the AC100 Race Management.



*Last Great Race (6 x 100)*



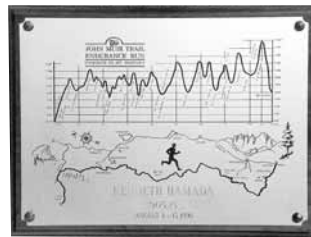
*John Muir Trail*




*Western United States (4 x 100)*



*Plaque for completion of  
the Last Great Race (6 x 100)*



*Plaque for completion of the John  
Muir Trail*



*Plaque for completion of the  
Western United States (4 x 100)*



*Ram's Head Trophy awarded to the Sportsmen of the Year.*



*Rhino Award: Male and Female 40 - 75.*



**How the Awards Work...**

This is the official explanation of the AC100 awards structure. First, discard traditional assumptions about "traditional" age groups.

*Angeles Crest 100 Awards Structure*

Age Group	Ram 18 - 75 m & f	Buck-10pt 18-75 2nd	Cougar 30 - 75 m & f	Arabian Stallion 35 - 75 male only	Rhino 40 - 75 m & f	Buck-8pt 45 - 75 male only
18 - 75						
30 - 75						
35 - 75						
40 - 75						
45 - 75						

"Nine Overall Races in the Race"


The point of the AC100 award structure is to encourage competition by continually leveling the playing field.

- 1) All runners (18-75) can run the Ram Race.
- 2) The runner must be at least 30 to enter the Cougar Race
- 3) A 51 year old runner can run all of the races.
- 4) If a fast 51 year-old runner beat all of the 40 year-old runners, he wins the Rhino Award. He also vacates the Buck Race, giving other runners an opportunity. Jussi Hamalainen did this in 1997.  
Only the "overall winner" in a "traditional age group" is allowed to "race" out of their "traditional age group". At AC100, everyone is encouraged to "race" out of their age group.
- 5) In the AC100 structure, if a fast senior runner beats the younger runner, then he takes their awards.
- 6) At AC100, we reward performance by continually leveling the playing field.
- 7) If you are are 50 and fast, you will do well here.

## 6. 2008 Race Team and Volunteers



*Montrose Search and Rescue, led by John McKently.*



*Andy Morehead*

*Race Director:* Ken Hamada

*Co-Race Director:* Hal Winton  
(AC100 Trail Volunteers  
Trail-Building Program)

*Ass't Race Director:* Andy Morehead  
(Start & Finish Coordinator)

*Ass't Race Director:* George Evans  
(Wrightwood Coord)

*Ass't Race Director:*  
(Amateur Radio Comm. Coord)

*Search & Rescue Coord:* John McKently

*Ass't Race Director:* Gary Hillard,  
(Trail Building Program)

*Medical Director:* Mark Giebel

*US Forestry Service Coordination & Liaison*  
Bruce Quintelier

*USFS Trail-Building Program*  
Hal Winton

*Training Runs:* Hal Winton

thanks also to:

*Ham Radio and Packet Coordinator*  
John Minger

*Drop Bag Transportation*  
Mountain High Ski Resort

*Runners and Volunteers Database*  
Andy Morehead.

*Johnson's Field Coordinator:*

Phil Auzenne & friends, who built the  
hot field showers at Johnson's Field.

*Race Book*

*Design and Art Direction/Photos*

Larry Gassan, and listed contributors

*Database Sources and References:*

John Davis, Andy Morehead, Fred Pilon  
& Don Allison of *UltraRunner*,  
Jeff Robbins, and Dick Sale.

*Editors:* Original 998 edition: Renne  
Gardner, Kathy Hamilton, Geri Kilgariff,  
Leslie Sowle

*Maps and Graphs:*

Larry Gassan. Original 1991 course  
data: Lee Freeman and Larry Blanchard.  
Revised 1998 profile data: Jeff Robbins.  
Arterial maps based on Thomas Bros.  
maps. Course maps based on *Harrison  
Maps; Angeles Crest Front Range, and  
Angeles Crest High Country.*

Checkpoint Coordinators

**Inspiration Point CPC:** Denise Collins

**Vincent Gap CPC:** Robin & Don Crowell

**Islip Saddle CPC:** Ted Schultz

**Kratka Ridge CPC:**

**Eagles Roost CPC:** Alicia Gross

**Cloudburst Summit CPC:**

Darren Cartagena

**Pajarito CPC:** Barry Glennan

**Glenwood CPC:** Andre Slezak

**Three Points CPC:** Marty Minnich

**Mt. Hillyer CPC:** Brian Provost

**Chilao CPC:** Scott Butler

**Shortcut Saddle CPC:** Bill Ramsey

**Newcomb Saddle CPC:** Mike Peralez

**Chantry Flats CPC:** Sharon Spinnler

**Idlehour CPC:** Joe Franko

**Sam Merrill CPC:** Eileen Clark

**Millard CPC:** Jay Grobeson

**Finish Line CPC:** Andy Morehead

**Finish Line Field Coordinator:**

Phil Auzenne

**Finish Line Kitchen Coordinator:**

Leonard Klenk

*Award Ceremony:*

Hal Winton, Andy Morehead and Ken Hamada

*Wrightwood Volunteers:*

The Wrightwood Fire Dept:

- manned the medical check Friday before the race and at Islip Saddle on race day
- provided the manpower for the Friday night pre-race dinner
- provided the lights and public address system at the race start on Saturday morning
- transported the drop bags to Islip Saddle.

Search and Rescue Coordination

*Sierra Madre Search and Rescue*

Dick Sale, Steve Millenbach, Arnold Gaffrey, Lin Kroll and the Team.

*Altadena Search and Rescue*

*Montrose Search and Rescue*

John McKently and the Team.

Trail Marking for the 2006 race:

• **Wrightwood to Acorn Trail:**

George Evans

• **Acorn Trail to Inspiration Point:**

George Evans

• **Inspiration Point to Vincent Gap:**

Eric Kajiwara

• **Vincent Gap: to Islip Saddle:**

Eric Kajiwara





*Sam Merrill Crew: Left to right: Ken Rankin, Cindy Rankin, Bret Roberts, Dan Roberts, Ross Clark, Mark Ryne, Eileen Clark, Jeff Su, Sarah Woo (KF6RPS), Steve Woo (KE6ONT), Ron Hanke (KF6VOX), Melody Muzquiz, Jeff White, Bill Westphal (WB6YPF).*



*Three Points Aid Station, headed by Marty Minnich.*

- **Islip Saddle to Eagle's Roost:**  
John Marnell
- **Eagle's Roost to Cloudburst Summit:**  
Gary Hilliard
- **Cloudburst Summit to Three Points:**  
Garry Curry
- **Three Points to Mt. Hillyer:**  
Brian Provost
- **Hillyer to Chilao:** Liz Hodges
- **Chilao to Shortcut Saddle:**  
Hal Winton
- **Shortcut to Newcomb's Saddle:**  
Mike Peralez
- **Newcomb's Saddle to Chantry Flats:** Bill Dickey
- **Mt. Wilson Toll Road to Idlehour Campground:** Joe Franko
- **Idlehour CP to Idlehour Campground:**  
Joe Franko
- **Idlehour Campground to Sam Merrill Trail:** Fred Pollard
- **Sunset Trailhead to Millard Campground:** Jay Grobeson
- **Millard Campground to Finish:**  
Brian Provost

## 7. Course Wildlife



### Poison Oak

Poison oak is distinctive by its triple leaf pattern with prominent veins and shiny surface. In the summer, leaves are yellowish-green, pink, or reddish, with small white or tan berries. In the fall, the leaves turn bright red or russet brown.

Poison oak is prevalent on the Upper Winter Creek Trail between Chantry Flats and Manzanita Ridge before the Wilson Toll Road. It reappears in Idle Hour Canyon, especially at the bottom. The next occurrences are on the Sunset Trail going into Millard Campground.


**If you contact poison oak:** wash with Fels-Naptha soap and cold water immediately, or Tecnu solvent, or generous floods of rubbing alcohol in a pinch. These may remove enough of the oil and save you from a major outbreak. Avoiding hot showers for 24 hours after exposure may reduce the degree of irritation.

### Rattlesnakes

The Southern Pacific Rattlesnake is the most common rattlesnake inhabiting the San Gabriel Mountains. Average adult size is from 3 to 4 feet, but they may reach 5 feet. The rattlesnake usually announces itself by its distinctive rattle.

Snakes lack means of regulating body temperature, so daily and seasonal temperatures affect their degree of activity. In late fall, the snakes seek shelter in animal burrows or rock crevices. Here they spend the winter until the temperature rises in the spring. In the summer, the snakes are more active in the evening and morning, avoiding the mid-day heat.

Rattlesnakes have no external ears and have poor eyesight, but they do pick up ground tremors and have a keen sense of smell. This is how they



can detect your presence from a distance.

The reaction of a rattlesnake when disturbed depends on the conditions at the moment. Sex, age, species, weather and environmental conditions are important factors in rattlesnake behavior. A rattlesnake will generally withdraw or try to escape when encountered. But if it is cornered, teased or stepped on, it will put up a good fight.

Rattlesnakes are occasionally sighted during the Run. To reduce risk: **STAY ON THE MAINTAINED TRAILS.**

Once you're bitten, rattlesnake venom's primary course is through tissue, not the bloodstream. The venom is quite viscous and elements in the toxin break down tissue as it proceeds. The more venom in the bite, the more the progress. Unless one has been medically trained and knows how to use tourniquets, don't use the suction cup, the tourniquet or the blades to cut the area of the bite.

Fangs are about 3/4" long so the venom is injected quite deeply. Therefore one would need to cut quite deeply to get at the site and in doing so could sever an artery or a vein, ligaments or muscles, and as well introduce harmful bacteria (sucking on a bite, for example, introduces quite a bit of bacteria).

Tourniquets restrict blood flow and can further damage the area already being damaged by the venom—since the venom travels through tissue, those bitten have time to get help.

Hikers and runners are advised to move. Walking out, even with a leg bite, is much better than waiting for a companion to reach civilization and then coming back to get you. The longer you wait to get help, the more tissue can be destroyed.

If you have a cellphone, call 911 and ask for help for transport but keep moving out towards a road or a place where you get signal. If you are bitten on your hand or arm, keep that arm (hand, etc.) in a heart-neutral position. In other words, do not hold your arm above your head or keep your hand below your heart but rather try to hold your arm so the bite area is level with your heart. This position seems to slow the progress of the venom.

Don't try to catch the snake and kill it. Doctors no longer need to see the type of rattlesnake. The antivenom used (at \$3,000 per vial and most people need at least 6 of these to start with) is a resulting mixture of four different types of snake venom that has been injected into sheep and then the antibodies have been culled to make the antivenom.

If you find yourself suddenly very close to a snake and the snake is moving along and away from you, just stop and do not move at all OR if you cannot stand to do that, take a very large step backwards and away from the snake. Most rattlesnakes are shorter than 3-1/2-4' and a good long step backwards will put you out of range should the snake feel cornered/threatened and turn to strike at you.

### Black Bears

Two kinds of black bear inhabit California: the northwestern black bear and the Sierra Nevada black bear. They have not been hunted extensively in the state.

Black bears aren't just black. Their colors range from black and dark brown to cinnamon, light brown, and even yellow and bluish hues. Often cubs of one litter will be different colors.

Black bears eat everything: vegetation, berries, insects, honey, carrion, fish, frogs, fruit and nuts. In overpopulated areas, bears will eat tree bark, damaging second growth timber. While they don't normally prey on game or domestic livestock, they have been known to kill other animals.

The adult bear normally weighs between 200 and 300 pounds. The largest black bear in California on record weighed 498 pounds.

Mating season is in June. That's the only time male bears are with females. Females initially breed at three years of age, then every other year. The gestation period is about 7 1/2 months.

Bears den up and sleep during the winter, living off their stored fat. The young are born during this dormant period, usually in January. They are born blind and weigh only six to eight ounces.

While bears appear clumsy with their flat footed, shuffling gait, they can travel fast and climb trees with ease. Bears tend

to be nocturnal and usually aren't active during the day.

The last California Grizzly Bear in southern California was shot in 1903. Large and ferocious, these animals killed livestock and many early settlers. They even stalked the slopes of Mt. Baden-Powell. Grizzlies were eventually judged too dangerous and exterminated in California. The last grizzly bear in California was killed in 1922 in Tulare County.

#### Sightings Of Mountain Lions

There have been a significant number of mountain lion sightings in local foothills. A healthy mountain lion population coupled with habitat loss are among the reasons for increased sightings

**Less than forty Americans have been killed by mountain lions, and approximately thirty have been injured. Compare this to an average of 40,000 deaths per year from highway fatalities.**

Throughout the West, mountain lions are now classified as game animals, which means hunting is regulated to prevent excessive "harvest." In addition, in 1989, Californians passed a law that gives the cats full protection from hunting. This law also mandated special funding to protect their habitat.

These measures worked. Most observers agree that there are now more mountain lions in the West than there were 20 or even 50 years ago. One indication is the attacks on humans.

Like other big cats, mountain lions specialize in killing large mammals with hooves, primarily deer and elk. They're also able to live on smaller prey.

A human standing up is not the right shape for a cat's prey. An erect person's



head and neck are in the wrong place. Most adult humans are taller than typical lion's prey. The location of the neck is the most important, for that's where the cat bites to kill. When a bear encounters a big cat, it stands up in a defensive mode.

A person sitting, squatting or bending over looks a lot like four-legged prey. So standing up, facing the mountain lion, not running away, making a lot of noise, and putting on a face, may deter big cat attacks.

#### Bighorn Sheep


Bighorn sheep, like mountain goats and caribou, are a wilderness species intolerant of human disturbance.

Bighorn sheep are round, thick, and short-bodied. The pelage, similar to that of deer, is darker on rams than ewes. The Nelson bighorn is light steel-gray in color. The California bighorn is light, pearl-gray. The peninsula bighorn is paler than either.

Adult rams usually weigh up to 140 pounds. Prime animals weigh 200 pounds or more. The head and horns alone may be over 30 pounds in large specimens. Ewes are much smaller and lighter.

Male and female bighorn grow horns they never shed. Growth rings on the horns indicate the animal's age. Ewe horns are erect and flat, measuring up to 10 inches long on adults. Mature rams have round, curving horns which may be a half circle, three-quarters, or even a full circle. The horns on a two-year-old ram look like ewe horns. At three years of age, rams are distinguished from ewes by larger, more curled horns.

Bighorns live up to 17 years. Their life span depends on range conditions. For most of the year, bighorns divide into ewe bands and ram bands. During breeding season (October through December), they gather into mixed groups. Females breed at 18 months. The gestation period is about six months. Lambs are born in April and early May, usually as singles—twins are uncommon. Lambs are completely weaned at four to five months of age.



Bighorn sheep can go a long time without water, and may range as far as 20 miles from the closest water source.

Adults seldom come to water while on green, succulent feed. Lambs never come to water while nursing.

In the summer, California bighorn scatter in high mountain country above timberline. They migrate down in the fall to spend the winter on lower ranges. Bighorn sheep feed on grass, sedges, forbs and browse. Succulent forage is extremely important during the long, hot, dry periods of the year.

Since 1873, state law has afforded the bighorn year-around protection, but poaching still occurs in remote areas.





There are an estimated 2,000 to 2,500 bighorn in California, throughout the San Gabriel Mountains, Death Valley National Monument, and Joshua Tree National Monument.

#### Deer in the San Gabriels

There are five kinds of mule deer in California, all considered to be members of the same species, *Odocoileus hemionus*. They are: Columbian black-tailed deer, California mule deer, Rocky Mountain mule deer, Southern mule deer, and the burro mule deer.

Deer are primarily browsing animals. They eat twigs, buds, and leaves of shrubs and trees. They also rely on acorns in some areas. In the spring and fall they will eat grasses, weeds and other green herbaceous plants.

Deer have keen hearing. Air movement governs its sense of smell. Deer have poor vision for stationary objects but are quick to catch motion.

Bucks alone have antlers. Antlers are shed every year in midwinter and the bucks go bare-headed until a new set starts to grow in early spring. They grow anew each year.

Growing antlers are covered with a velvet-like skin until fully developed, at which time the skin is shed. During the growing period the antlers are filled with blood and nerves and are sensitive and easily injured. By the time the mating season begins, the antlers have shrunk and become hard and insensitive and the velvet has been rubbed off.

The size of the antlers and the number of points on each side generally increase as the deer progresses toward maturity, after which the number of points may be less numerous in old age. However, both size and the number of points may vary

#### Course Wildlife

with the diet, particularly in the first year of life. A yearling on good feed may have three-point antlers and a three-year-old on poor feed may wear only spikes. An adult buck in the prime of life ordinarily has four points on each side. Antlers are unreliable as indicators of age. Age can be determined only by tooth development and wear.

Both bucks and does have reddish coats during the summer, but their colors change to gray in the fall as the long hairs of their coats grow out to form the winter pelage. Fawns are born with spotted coats but lose the spots about 8 to 10 weeks after birth, or about the time they are weaned.

In California, deer seldom breed before they are 16 to 18 months old. The necks of the bucks become swollen several weeks before the actual breeding season and remain so until the breeding activity subsides. Does may have as many as three separate breeding periods during the season, spaced about 28 days apart. If they fail to breed during the first period, they may breed during the second or third period.

Breeding seasons vary with elevation and latitude, but are generally timed so that the young are born during the time of the year when green herbaceous feed is available. The does carry their young for 195-210 days or about seven months and commonly bear single fawns.

The peak of the fawning season varies throughout the State, from early April in parts of coastal California to mid-July in the Sierra Nevada. Some fawns are born earlier and some are born later than the peak periods. Fawns are usually weaned about 60 to 90 days after birth.

The California mule deer is the second most abundant subspecies of deer in the State and is found in abundance in the San Gabriel Mountains.

The animal is migratory except in coastal Southern California and foothill areas where snow does not cause range shifts. The breeding season occurs in October or November in areas along the coast, but extends as late as mid-December in high mountain ranges in the interior.

Nobody knows how many deer were in California when the early settlers arrived. Historical records indicate that in pioneer times deer may not have been as common in the high mountains as they are now, but they were numerous in the valleys and foothills.

After the gold rush hit California with full impact and the settlers began to crowd in, the deer population began to decline. Although market and hide hunting, as well as the day-by-day take of deer for food by individual settlers, is usually charged with having caused the decline in deer numbers, overgrazing and range depletion also had a major impact. As a result of these factors, the deer population reached a low ebb around the turn of the century.

Today, the deer are the most abundant and most popular big game animal in California.

In the face of phenomenal increases in the human population with its attendant spread of settlement and cultivation of the soil, mining, logging, livestock grazing, and all the other activities that have changed the primitive aspect of the land, deer have made a big comeback.

The growing deer population is the result of several factors, the most important of which is the ability of deer to live close to humans. Populations of some species of native animals have declined or have disappeared entirely as a result of man's civilization. However, the deer, like the coyote, has adapted itself to and benefited from many of man's activities.

Clearing of foothill and mountain homesteads, timber cutting, and forest fires have created openings and led to the spread of palatable herbs and browses that have actually improved the deer habitat. The establishment of protective laws and enforcement by game wardens gave the adaptable deer enough protection to take advantage of their ability to reproduce and multiply.

Since mountain lions inhabit the same range as the deer and deer make up a large part of its diet, the growing deer population has created an opportunity for its natural predator, the mountain lion, to thrive.

## 8. Finishers by Rank



*Finish Line 1994: Ben Hian, Elaina McMahon, Evelyn Marshall and Joe Schlereth*

### Ranking and Index Notes

Finishers are indexed by time and name (starting on page 40). Winners are indicated in boldface.

Awards are listed in full when possible.

Finishers for the Last Great Race(s), the Western United States, and John Muir Trail are listed after the finisher index.

### Awards Abbreviations

G/S Buckle: Gold/Silver Buckle  
LGR5: Last Great Race (5 races)

LGR6: Last Great Race (6 Races)

W4: Western United States

Ram's Head: Sportsman of the Year

JMT: John Muir Trail

2nd SR: Second Sunrise

Rank	Name	Home	Time	Year	Award	Rank	Name	Home	Time	Year	Award
1	Jim O'Brien, 36	CA	17:35:48	1989	G/S Buckle	34	Carlos Herrera, 22	MEX	20:10:33	2007	10 Pt Buck
2	Hal Koerner, 30	OR	18:37:29	2006	Ram	35	Bill Kissell, 32	CA	20:10:52	1987	
3	Ben Hian, 25	CA	18:39:48	1994	Ram	<b>36</b>	<b>Jussi Hamalainen, 45</b>	<b>CA</b>	<b>20:12:56</b>	<b>1991</b>	<b>G/S Buckle</b>
4	Ben Hian, 27	CA	18:50:24	1996	Ram	37	Jussi Hamalainen, 41	FIN	20:15:20	1987	
5	Jorge Pacheco, 34	CA	18:52:24	2003	Ram	38	Kaname Sakurai, 35	JPN	20:15:27	2000	Cougar
6	Jorge Pacheco, 33	CA	19:05:06	2001	Ram	39	Joe Schlereth, 45	CA	20:17:25	1995	
7	Ben Hian, 29	CA	19:05:35	1998	Ram	40	Jussi Hamalainen, 46	CA	20:18:05	1992	
8	Tom Nielsen, 40	CA	19:07:50	1999	Ram	41	Hans Put, 39	NY	20:18:13	2000	Arabian Stallion
9	Tom Nielsen, 41	CA	19:09:04	2000	Ram	<b>42</b>	<b>Jim Gensichen, 39</b>	<b>CA</b>	<b>20:21:49</b>	<b>1988</b>	<b>G/S Buckle</b>
10	Jorge Pacheco, 36	CA	19:10:28	2004	Ram	43	Tom Nielsen, 37	CA	20:22:22	1996	Cougar
11	Ben Hian, 26	CA	19:11:11	1995	Ram	44	Tom Nielsen, 47	CA	20:23:07	2006	Cougar
12	Scott Jurek, 24	SD	19:15:06	1998		45	Kevin Sawchuk, 32	VA	20:23:14	1997	
13	Fred Shufflebarger, 44	CA	19:22:16	1992	G/S Buckle	46	Tom Nielsen, 46	CA	20:26:18	2005	Horse
14	Tom Nielsen, 39	CA	19:26:08	1998	Cougar	47	Ian Torrence, 27	NV	20:26:19	1999	10 Pt Buck
15	Gabriel Flores, 29	CA	19:30:36	1995		48	Leland Barker, 39	UT	20:30:26	1997	
16	Guillermo Medina, 30	CA	19:30:36	2004	Cougar	49	Jussi Hamalainen, 43	CA	20:31:21	1989	
17	Jussi Hamalainen, 44	CA	19:31:24	1990	G/S Buckle	50	Jussi Hamalainen, 47	CA	20:33:25	1993	
18	Guillermo Medina, 29	CA	19:33:13	2005	Ram	51	Kyle Hoang, 35	CA	20:35:30	2006	Horse
19	Kevin Dean, 36	CA	19:34:41	2007	Ram	52	Lon Freeman, 29	CA	20:38:18	2004	
20	Cirildo Gonzalez, 43	MEX	19:37:03	1997	Ram	53	Justin Angle, 33	WA	20:38:50	2007	
21	Jim Gensichen, 38	CA	19:37:13	1987	G/S Buckle	54	Ian Torrence, 25	NV	20:40:37	1997	
22	Fred Shufflebarger, 45	CA	19:41:44	1993	Ram	55	Stephen Harris, 41	CA	20:43:04	1995	
23	Andy Jones-Wilkins, 37	CA	19:43:18	2005	Cougar	56	Guillermo Medina, 28	CA	20:45:12	2003	10 Pt Buck
24	Jim Pellon, 37	CA	19:44:44	1987		57	Brian Polley, 36	CA	20:45:17	2007	Horse
25	Joe Schlereth, 44	CA	19:50:47	1994	Rhino	58	Joe Schlereth, 46	CA	20:46:34	1996	Rhino
26	Scott Jurek, 25	WA	19:51:19	1999	10 Pt Buck	59	Osbaldo Nava Lopez, 35	CA	20:51:16	2007	
27	Jussi Hamalainen, 49	CA	19:51:26	1995	Rhino, Eagle	60	Ian Torrence, 26	NV	20:52:21	1998	
28	Jim O'Brien, 34	CA	19:51:47	1987		61	Juan Herrera, 28	MEX	20:52:29	1997	
29	Andy Jones-Wilkins, 36	CA	19:53:06	2004	Horse	62	Madero Herrera, 25	AZ	20:54:45	1996	
30	Troy Howard, 34	CA	20:00:23	2007	Cougar	63	Patrik Gunnarsson, 33	CA	20:57:53	1998	
31	Joe Schlereth, 43	CA	20:04:11	1993		64	Jeff Hines, 36	CA	20:59:04	1996	
32	Andy Jones-Wilkins, 36	CA	20:07:30	2003	Cougar	65	Joe Schlereth, 42	CA	20:59:18	1992	
33	Tom Nielsen, 38	CA	20:09:22	1997	Cougar	66	Hal Koerner, 28	CO	20:59:24	2004	



Kevin Sawchuck &amp; Doug Spencer, finish line 1999.




Suzanne Brana, 1999


Rank	Name	Home	Time	Year	Award	Rank	Name	Home	Time	Year	Award
67	Dale Capewell, 31	CA	21:04:30	1994		127	Andy Jones-Wilkins, 33	AZ	22:15:36	2000	
68	Guillermo Medina, 31	CA	21:05:15	2006		128	Joseph Kulak, 35	CO	22:16:12	2003	LGR6
69	Jussi Hamalainen, 42	CA	21:05:22	1988		129	Jeff Hines, 40	CA	22:16:49	2000	
70	Hans Put, 37	NY	21:06:08	1998	Horse	130	Joseph Franko, 44	CA	22:17:51	1990	
71	Al Val Verde, 40	CA	21:06:09	1998	Rhino	131	Lou Pals, 50	CDN	22:18:21	1992	
72	Jeff Riley, 37	OR	21:08:33	2006		132	Dean Dobberteen, 32	CA	22:19:33	2007	
73	Guillermo Medina, 26	CA	21:13:05	2000	10 Pt Buck	133	Cirildo Gonzalez, 44	MEX	22:20:05	1998	
74	Chip Parsons, 38	CA	21:13:05	1992		134	Heikki Ingstrom, 34	UT	22:21:03	1992	
75	Osbaldo Nava Lopez, 34	MEX	21:14:28	2006		135	Marshall Ulrich, 38	CO	22:22:14	1989	LGR6
76	Stephen Harris, 34	CA	21:17:40	1988		136	David Balsley, 42	NY	22:22:35	1989	
77	Douglas Spencer, 39	CA	21:17:53	1997		137	Kevin Sawchuk, 34	CA	22:23:53	1999	
78	Bill Finkbeiner, 36	CA	21:18:28	1992	W4	138	David Park, 39	CA	22:24:51	1995	
79	Jussi Hamalainen, 48	CA	21:19:46	1994		139	Douglas Spencer, 41	CA	22:25:25	1999	Horse
80	Jack Slater, 42	CA	21:20:17	1989		140	Donald Caldwell, 45	CA	22:27:50	1989	
81	Jussi Hamalainen, 51	CA	21:20:55	1997	Rhino	141	Mark Marcelli, 42	CA	22:29:18	2001	
82	Dean Karnazes, 41	CA	21:21:18	2003	Horse	142	Dennis Huffman, 45	CA	22:29:28	1994	
83	Fred Shufflebarger, 43	CA	21:24:01	1991		143	Dana Taylor, 33	CA	22:29:28	1994	
84	Jonathan Worswick, 34	CA	21:27:32	1997		144	Martyn Greaves, 48	GB	22:30:20	1987	
85	Joe Schlereth, 39	CA	21:31:58	1989		145	Alfred Bogenhuber, 48	CA	22:31:05	1988	
86	Dan Barger, 25	CA	21:35:20	1990		146	Bruce Hoff, 32	CA	22:31:17	1995	
87	Ruperto Romero, 42	CA	21:35:26	2007	Rhino	147	Craig Thornley, 39	OR	22:31:18	2003	
88	Kurt Madden, 39	CA	21:35:53	1994		148	John Demorest, 38	CA	22:31:54	1989	
89	Martimiano Cervantes, 46	CA	21:36:59	1998	8pt Buck	149	Jussi Hamalainen, 52	CA	22:33:46	1998	Buffalo
90	Joe Schlereth, 41	CA	21:37:27	1991	W4	150	Kathy Britcliffe, 34	CA	22:36:57	1989	
91	Jack Slater, 41	CA	21:40:05	1988		151	David Flynt, 38	CA	22:39:30	1994	
92	Stephen Harris, 40	CA	21:40:16	1994		152	Sherry Kae Johns, 40	AZ	22:39:35	1995	Rhino
93	Adaberto Mendoza, 49	CA	21:41:18	2001	Elk	153	Scott Mills, 48	VA	22:40:59	1999	Rhino
94	Stephen Harris, 44	CA	21:42:46	1998		154	Patrik Gunnarsson, 32	CA	22:42:05	1997	
95	Stephen Harris, 43	CA	21:43:04	1997		155	Angel Perez, 36	CA	22:42:18	2007	
96	Jack Slater, 43	CA	21:45:14	1990		156	Stephen Harris, 42	CA	22:43:41	1996	
97	Ron Ehrhard, 28	CA	21:47:14	1998		157	Wayne McGilvery, 31	CA	22:44:26	1999	
98	Carlos Torres, 20	MEX	21:47:24	2005	Ram's Head	158	Carlos Banderas, 47	CA	22:45:05	1997	8pt Buck
99	Stephen Harris, 38	CA	21:49:56	1992		159	Joe Schlereth, 40	CA	22:46:19	1990	
100	Jeff Hines, 35	CA	21:50:36	1995		160	Guillermo Medina, 25	CA	22:47:35	1999	
101	<b>Richard Provost, 40</b>	<b>CA</b>	<b>21:52:00</b>	<b>1986</b>	<b>G/S Buckle</b>	161	Angel Perez, 32	CA	22:48:18	2003	
102	Carlos Banderas, 48	CA	21:53:52	1998		162	Micah White, 38	CA	22:48:24	2001	
103	David Park, 38	CA	21:54:33	1994		163	Jussi Hamalainen, 40	CA	22:49:00	1986	
104	Adaberto Mendoza, 48	CA	21:55:35	2000	Rhino	164	Rolly Portelance, 47	CA	22:49:06	1990	
105	Jussi Hamalainen, 50	CA	21:55:40	1996	Buffalo	165	Dennis Huffman, 42	CA	22:49:56	1991	
106	Dick Brainard, 44	MA	21:56:06	1989		166	Blake Wood, 37	NM	22:50:38	1995	
107	Dave Atlas, 33	MT	21:56:13	1992		167	Guillermo Medina, 32	CA	22:50:40	2007	
108	John-Mark Staude, 26	AZ	21:56:18	1991		168	John Cave, 32	WA	22:51:55	1992	
109	Jack Slater, 39	CA	21:59:00	1986		169	Scott McKenzie, 40	CA	22:53:48	1995	
110	Phill Kiddoo, 29	CA	22:00:00	2004		170	Gabriel Flores, 32	CA	22:53:59	1998	
111	<b>Suzanna Bon, 43</b>	<b>CA</b>	<b>22:00:15</b>	<b>2007</b>	<b>Ram, ss/14k buckle</b>	171	Tom Winter, 45	CA	22:54:40	1994	
112	Ruperto Romero, 42	CA	22:00:23	2006	Rhino	172	Kirk Apt, 33	CO	22:55:34	1995	
113	<b>Evelyn Marshall, 37</b>	<b>CA</b>	<b>22:01:16</b>	<b>1995</b>	<b>Ram</b>	173	Jussi Hamalainen, 55	CA	22:56:24	2001	
114	Lance Davis, 33	CA	22:03:10	1993		174	Pat Whyte, 41	CA	22:57:07	1989	
115	Ignace Matthys, 32	BEL	22:05:26	1991		175	William Ramsey, 44	CA	22:57:14	1997	
116	Carlos Banderas, 50	CA	22:05:48	2000	8pt Buck	176	Carlos Banderas, 43	CA	22:59:25	1994	
117	Joseph Franko, 45	CA	22:08:07	1991		177	Ralph West, 43	CA	23:02:04	1987	
118	David Flynt, 39	CA	22:08:17	1995		178	Monte Mackey, 45	CA	23:03:18	2001	
119	Douglas Spencer, 38	CA	22:08:53	1996		179	Carlos Herrera, 21	MEX	23:04:06	2006	
120	Guillermo Medina, 27	CA	22:09:30	2001		180	Marc Gallardo, 31	CA	23:05:46	1996	
121	Derrick Carr, 39	VA	22:11:14	2000	10pt Buck	181	Carlos Banderas, 45	CA	23:06:42	1995	
122	Tim Seminoff, 38	UT	22:12:07	1996		182	Ernesto Henriquez, 39	CA	23:06:42	1995	
123	Tom Cheese, 31	CA	22:12:56	1990		183	Adaberto Mendoza, 51	CA	23:07:18	2003	Rhino
124	Ben Hian, 24	CA	22:14:00	1993		184	Dan Barger, 23	CA	23:07:31	1988	
125	Ashley Nordell, 27	CA	22:14:19	2007		185	Chris Christensen, 35	CA	23:07:48	1992	
126	David Goggins, 32	CA	22:15:19	2007		186	<b>Suzanne Brana, 41</b>	<b>CA</b>	<b>23:08:47</b>	<b>1999</b>	<b>Cougar</b>
						187	John Pearch, 30	WA	23:10:30	2003	



Sherry Kae Johns, 1997



Grant Sisler, 2007



Jussi Hamalainen, 2004-19 Finishes

Rank	Name	Home	Time	Year	Award	Rank	Name	Home	Time	Year	Award
188	Shawn McDonald, 29	CA	23:10:42	1995		249	Richard Hillestad, 44	CA	23:41:00	1986	
189	Angel Perez, 35	CA	23:11:16	2006		250	Ian Torrence, 31	NV	23:41:12	2004	
190	Craig Thornley, 42	OR	23:11:28	2006		251	Kaname Sakurai, 34	JPN	23:41:16	1998	Ram's Head
191	Bill Carlson, 32	CA	23:12:17	1992		252	Kevin Lee, 32	CA	23:41:40	1996	
192	Bill Kee, 40	CA	23:12:24	1997		253	Jussi Hamalainen, 60	CA	23:43:11	2006	Buffalo
193	Mark Marcelli, 36	CA	23:13:18	1995		254	Thomas Green, 42	MD	23:43:46	1992	
194	Don Redmond, 22	CA	23:14:11	1990		255	Barry Condron, 30	CA	23:44:35	1994	
195	Dan Williams, 52	CA	23:14:30	2001		256	Rocky Allen, 30	CA	23:44:44	2007	
196	Chris Cole, 23	CA	23:17:00	1986		257	Shawn McDonald, 32	CA	23:44:55	1998	
197	Ken Gregorich, 42	CA	23:17:06	2001		258	David Adams, 41	WY	23:45:10	1993	
198	Kyle Hoang, 34	CA	23:17:12	2005		259	Juan Sanchez, 38	CA	23:45:23	2007	
<b>199</b>	<b>Sherry Kae Johns, 42</b>	<b>NM</b>	<b>23:18:00</b>	<b>1997</b>	<b>Ram</b>	260	Bernard Coudurier, 44	CA	23:45:47	1996	
200	Jay Grobeson, 38	CA	23:18:09	1999		261	Hollis Lenderking, 40	CA	23:46:46	1990	
201	David Lygre, 47	WA	23:18:36	1989		<b>262</b>	<b>Vicki DeVita, 38</b>	<b>CA</b>	<b>23:46:56</b>	<b>1991</b>	<b>G/S Buckle</b>
202	Joe Franiak, 30	CA	23:18:49	1991		263	Michael Modzelewski, 36	CA	23:47:20	1989	
203	Rob McNair, 45	CA	23:19:07	2000		264	Scott Modzelewski, 27	AZ	23:47:20	1989	
204	Mark Marcelli, 48	CA	23:20:03	2007	8 Pt Buck	265	John Cave, 31	CA	23:47:30	1991	
205	Scott McKenzie, 41	CA	23:20:37	1996		266	John Demorest, 42	CA	23:47:32	1993	
206	Tom Sloan, 41	CA	23:21:08	1989		267	Mike Fiorito, 29	NC	23:48:35	1996	
207	Phil Penna, 42	CA	23:21:26	1990		268	Jamil Coury, 22	AZ	23:49:07	2007	
208	Kent Crites, 37	CA	23:22:58	1988		269	Nick Coury, 19	AZ	23:49:07	2007	
209	Michael Gregg, 28	CA	23:23:00	1986		270	Scott McKenzie, 39	CA	23:49:52	1994	
210	Thomas Winter, 42	CA	23:23:09	1990		271	Larry Gassan, 41	CA	23:50:04	1996	
211	Bill Kee, 38	CA	23:24:12	1995		272	Herb Tanzer, 38	CA	23:51:02	1990	
212	Al Val Verde, 42	CA	23:24:32	2000		273	Louis Paciello, 34	AZ	23:51:19	2000	
213	Peter Gagarin, 44	MA	23:25:11	1989		274	Devv Reinstein, 34	CA	23:51:25	1990	
214	Rob McNair, 44	CA	23:26:11	1998		275	Jack Slater, 44	CA	23:51:26	1991	
215	Ray Bell, 44	FL	23:27:27	1988	W4	276	Noel Hanna, 31	IRE	23:51:29	1998	Ram's Head
216	Jussi Hamalainen, 54	FIN	23:27:46	2000	Buffalo	277	Stewart Dufield, 36	WA	23:51:42	1991	
217	Alex Feldman, 40	ID	23:28:07	1997		278	Jennifer Johnston, 35	CA	23:51:57	1999	Cougar
218	Gary Johnson, 38	CA	23:28:09	1991		279	Jamie Williams, 45	CA	23:51:57	1994	
<b>219</b>	<b>Jennifer Johnston, 34</b>	<b>CA</b>	<b>23:28:43</b>	<b>1998</b>	<b>Ram</b>	280	Whit Rambach, 36	CA	23:52:00	2003	
220	Willis McCarthy, 35	CA	23:29:01	1990		281	Micah White, 37	CA	23:52:09	2000	
<b>221</b>	<b>Ashley Idema, 26</b>	<b>OR</b>	<b>23:29:05</b>	<b>2006</b>	<b>Ram</b>	282	Gordon Hardman, 38	CO	23:53:00	1989	LGR6
222	Stu Sherman, 49	CA	23:29:18	2004	Rhino	283	Devin Corcoran, 48	CA	23:53:06	2005	8pt Buck
223	Jay Grobeson, 44	CA	23:29:24	2005	Rhino, Elk	284	Jack Slater, 45	CA	23:53:18	1992	
224	Danny Westergaard, 31	CA	23:29:32	1990		285	Larry Harlan, 37	CA	23:53:44	1996	
225	Jeff Thompson, 39	CA	23:29:54	1990		286	Wendell Robison, 38	WY	23:54:00	1990	
226	Ian Maddieson, 44	CA	23:30:05	1986		287	Jack Slater, 40	CA	23:54:25	1987	
227	Wendell Robison, 37	WY	23:30:34	1989		288	Jeff Pecsar, 38	CA	23:55:15	1988	
228	Jay Grobeson, 36	CA	23:30:43	1997		289	Francisco Fabian, 50	CA	23:55:24	2001	
229	Brian Polley, 35	CA	23:32:08	2006		290	Garry Curry, 33	CA	23:55:25	1987	
230	Jussi Hamalainen, 53	CA	23:32:52	1999	8pt Buck	291	Robert Prado, 34	CA	24:01:16	1988	
231	Scott Mills, 44	VA	23:33:07	1995		292	John Bandur, 48	WA	24:04:00	1986	
232	Dana Miller, 42	UT	23:33:24	1993		293	Stephen Harris, 45	CA	24:06:47	1999	
233	Duke Bartoo, 47	CA	23:34:02	1999		294	Adaberto Mendoza, 54	CA	24:07:31	2006	
234	Brent Teal, 33	CA	23:34:08	2007		295	Stacey Bunton, 43	OR	24:10:28	2006	Cougar
235	John Robinson, 34	OR	23:34:46	2000		296	Caz Scislowicz, 51	CA	24:12:07	2000	
236	Nate McDowell, 28	OR	23:35:29	2000		297	Jay Grobeson, 43	CA	24:20:00	2004	2nd Sunrise
237	Larry Goodman, 33	CA	23:35:48	1990		298	Kellen Betts, 22	CA	24:28:06	2004	
238	Blake Wood, 38	NM	23:36:16	1996		299	Jennifer Henderson, 37	CA	24:28:27	1996	Ram
<b>239</b>	<b>Susan Gimbel, 43</b>	<b>CA</b>	<b>23:37:05</b>	<b>1990</b>	<b>G/S Buckle</b>	300	Martin Ramires, 34	AZ	24:28:27	1996	
240	Denis Trafecanty, 53	CA	23:37:09	1996		301	Adaberto Mendoza, 47	CA	24:30:01	1998	
241	Bruce Hoff, 29	CA	23:37:15	1992		302	Edith Bogenhuber, 47	CA	24:31:04	1991	
242	Angel Perez, 34	CA	23:38:24	2005		303	Gene Thibeault, 49	CA	24:32:14	1995	
243	Walter Allison, 35	CA	23:38:34	1990		<b>304</b>	<b>Jennifer Johnston, 40</b>	<b>CA</b>	<b>24:32:24</b>	<b>2004</b>	<b>Ram</b>
244	Willis McCarthy, 42	CA	23:39:19	1997		305	Vence Pedroia, 52	CA	24:34:09	1999	Buffalo
245	Eveyln Marshall, 36	CA	23:39:37	1994	Ram	306	Bill Kee, 42	CA	24:34:17	1999	
246	Tom Nielsen, 35	CA	23:39:37	1994		307	Derrick Carr, 38	VA	24:34:34	1999	
247	Caesar Cepeda, 37	CA	23:39:41	2000		308	Rafael Arceo, 35	CA	24:37:18	2003	
248	Devin Corcoran, 49	CA	23:40:34	2006	8 Pt Buck	309	Vince Pedroia, 52	CA	24:37:32	1998	



Ben Hian, 1994



Evelyn Marshall, 1993



Gabriel Flores & son Gabriel, 1998

Rank	Name	Home	Time	Year	Award	Rank	Name	Home	Time	Year	Award
310	Diana Finkel, 31	CO	24:39:06	2003	Ram	370	Mike Trevino, 25	CA	25:36:37	2000	
311	Jorge Pacheco, 32	CA	24:39:39	2000		371	Grant Sisler, 30	CA	25:37:11	2007	2nd Sunrise
312	David Flynt, 38	CA	24:40:48	1993		372	Jay Grobeson, 35	CA	25:37:25	1996	
313	Vincent Balch, 41	CA	24:42:02	1997		373	William Stenzel, 26	CA	25:37:31	2000	
314	David Coblentz, 43	NM	24:43:25	2006		374	Jay Grobeson, 37	CA	25:38:51	1998	LGR6
315	Dale Sutton, 47	CA	24:44:30	1987		375	Tracy Bahr, 31	OR	25:41:12	2003	Cougar
316	George Beech, 41	CO	24:50:02	1991		376	Mark "PineNut" Kiner, 30	CA	25:41:12	2004	
317	Gary Hilliard, 49	CA	24:50:16	2004	8 Pt Buck	377	Curt Ringstad, 41	OR	25:42:36	1993	
318	Micheal McCarthy, 42	OR	24:50:16	2006		378	Brandon Sybrowsky, 22	UT	25:44:42	1993	
319	Denis Trafecanty, 54	CA	24:52:48	1997	Buffalo	379	Nancy Tinker, 40	CA	25:44:48	1991	
320	Vince Pedroia, 54	CA	24:52:59	2000		380	Juan Herrera, 32	MEX	25:45:26	2000	
321	Julie Fingar, 30	CA	24:53:24	2005	Ram	381	Brian Farr, 43	CA	25:47:57	2007	
322	Marc Gallardo, 32	CA	24:53:52	1997		382	Rob Cain, 53	OR	25:48:25	2007	
323	Rob McNair, 52	CA	24:54:20	2006		383	Andrew Heard, 41	AZ	25:49:56	2007	
324	Jussi Hamalainen, 58	CA	24:55:06	2004	Buffalo	384	Raymond Villeneuve, 38	CDN	25:52:30	1992	
325	Monte Mackey, 41	CA	24:55:57	1997		385	Jana Gustman, 34	CA	25:55:24	2001	Cougar
326	Nick Bassett, 50	WY	24:56:49	1995	Buffalo	386	Steve Harvey, 44	CA	25:55:31	1988	
327	Stacey Buntun, 44	OR	24:57:45	2007	Cougar	387	Mark Cosmas, 38	AZ	25:56:30	2005	
328	Wayne Gibbons, 31	CA	24:58:07	1990		388	Jeff Huff, 37	HI	25:56:47	1999	
329	Tom Sloan, 40	CA	24:58:26	1988		389	Stephen Harris, 47	CA	25:57:06	2001	
330	Greg Pirkl, 32	HI	24:59:14	2000		390	Jay Grobeson, 40	CA	25:57:18	2001	
331	Jeff Huff, 38	HI	24:59:15	2000		391	Terry Crawford, 42	CA	25:57:25	1990	
332	Edward Boggess, 39	CO	24:59:58	1997		392	Al Val Verde, 39	CA	25:58:11	1997	
333	Perry Petschar, 41	CA	25:00:55	1995		393	Denis Trafecanty, 58	CA	25:58:18	2001	
334	Rob McNair, 43	CA	25:02:18	1997		394	Troy Limb, 44	CA	26:00:00	2005	
335	Ed Masters, 37	UT	25:04:41	1989		395	Tim Ball, 32	CA	26:02:04	1991	
336	Elaina McMahon, 39	CA	25:05:33	1996	Cougar	396	John Bandur, 51	WA	26:03:20	1989	
337	Martha Swatt, 33	WY	25:06:00	1995		397	Rene Casteran, 42	OR	26:03:20	1989	W4
338	Dan Barger, 29	CA	25:06:08	1994		398	Jussi Hamalainen, 56	CA	26:04:12	2003	8pt Buck
339	Jeff Arndt, 48	AK	25:06:30	2001		399	Scott Eppelman, 40	TX	26:04:14	2006	
340	Thomas Winter, 39	CA	25:08:37	1987		400	Linda Elam, 45	CA	26:04:16	1991	W4
341	Monte Mackey, 35	CA	25:08:54	1991		401	akabill Molmen, 54	HI	26:04:42	1998	
342	Adalberto Mendoza, 54	CA	25:09:43	2007	Buffalo	402	Ronda Sundermeier, 37	OR	26:06:12	2004	Cougar
343	Donald Welch, 39	CA	25:10:21	2007		403	Tony Ostrom, 45	CA	26:07:56	2000	
344	Bernard Coudurier, 45	CA	25:10:38	1997		404	Gary Ritchie, 58	CA	26:08:18	1998	
345	Jennifer Johnston, 36	MI	25:11:24	2000	Ram	405	David Daly, 40	CA	26:08:30	2001	
346	Peter Palmer, 44	CT	25:14:18	1997		406	Ted Winters, 48	CA	26:09:00	1986	
347	Rafael Arceo, 38	CA	25:14:28	2006		407	Deborah Askew, 41	CA	26:09:15	1999	Rhino
348	Bill Graney, 46	CA	25:14:28	2006		408	Bill Kee, 48	CA	26:11:30	2005	
349	Vince Pedroia, 51	CA	25:14:36	1997		409	Jean-Paul Mazaud, 43	CA	26:13:02	1995	
350	Evelyn Marshall, 35	CA	25:15:09	1993	Ram	410	akabill Molmen, 56	HI	26:14:24	2000	
351	Donald Tucker, 32	UT	25:16:14	1989		411	Garry Curry, 42	CO	26:14:50	1996	
352	Sue Johnston, 40	VT	25:16:30	2006	Rhino 2nd S/R	412	Jay Grobeson, 33	CA	26:15:33	1994	
353	Walter Morrison, 52	CA	25:16:54	1990		413	Stephanie Ehret, 43	CO	26:16:11	2006	
354	Troy Limb, 43	CA	25:18:18	2004		414	Harry Bruell, 37	CO	26:16:11	2006	
355	Peter Gagarin, 41	MA	25:19:00	1986		415	Dave Robinson, 34	CA	26:16:19	1996	
356	Jeff Arndt, 51	AK	25:20:24	2004		416	Bernard Coudurier, 43	CA	26:16:33	1995	
357	Robert Volkenand, 57	OR	25:21:16	1988		417	Nancy Tinker, 42	CA	26:17:59	1993	
358	Mike Malinin, 36	CA	25:22:06	2004		418	Tracy Bahr, 32	OR	26:20:30	2005	Cougar
359	Jennifer Johnston, 37	CA	25:23:36	2001	Ram	419	Edward Boggess, 41	CO	26:21:52	1999	LGR6
360	Edith Bogenhuber, 46	CA	25:23:37	1990		420	Phil Galdi, 36	CA	26:23:00	1986	
361	Barry Condron, 30	CA	25:23:42	1993		421	Nick Bassett, 52	WY	26:23:10	1997	
362	William Ramsey, 43	CA	25:26:11	1996		422	Wally Hesseltine, 60	CA	26:23:24	2003	Buffalo
363	Patrick Stewart, 35	CA	25:31:03	1997		423	Richard Gates, 35	UT	26:24:18	1992	W4
364	Dennis Huffman, 44	CA	25:31:56	1993		424	Rafael Arceo, 33	CA	26:24:30	2001	
365	Jay Grobeson, 34	CA	25:32:46	1995		425	Jack Nosco, 30	CA	26:25:04	1992	
366	David Capron, 53	CA	25:33:47	1998		426	Garry Curry, 35	CA	26:25:20	1989	
367	Larry Vandenburg, 46	WA	25:34:42	2000		427	Elaina McMahon, 38	CA	26:25:54	1995	
368	Jeff Arndt, 47	AK	25:34:51	2000		428	Dale Sutton, 46	CA	26:27:00	1986	
369	Lee McKinley, 47	CA	25:36:19	2007		429	David Overstreet, 46	CA	26:27:11	2006	





Tom Nielsen (r) with pacer Jeff Hines, 2005.




Tracy Bahr (r) and pacer Jay Anderson at Shortcut Saddle, 2005

Rank	Name	Home	Time	Year	Award	Rank	Name	Home	Time	Year	Award
430	Jimmy Freeman, 29	CA	26:27:32	2006		490	Robert DeVelice, 46	AK	27:01:55	2000	
431	Francisco Fabian, 48	CA	26:28:38	1999		491	Dan Brenden, 54	AZ	27:02:12	2005	LGR6
432	Edward Lujan, 51	CA	26:30:09	1989		492	Micah White, 41	CA	27:03:06	2004	
433	Jeff Hagen, 46	CA	26:30:33	1993		493	Jimmy Fullerton, 52	CA	27:03:17	2006	
<b>434</b>	<b>Kathy Britcliffe, 33</b>	<b>CA</b>	<b>26:30:55</b>	<b>1988</b>	<b>G/S Buckle</b>	494	Maria Lemus, 42	CA	27:03:17	2006	
435	Hoberto Serrano, 40	CA	26:31:07	2006		495	Jeff Mailloux, 32	ID	27:04:04	1992	
436	Kent Crites, 43	CA	26:31:13	1994		496	Suzanne Brana, 40	CA	27:04:20	1998	Cougar
437	Russell Moore, 49	CA	26:33:13	1988		497	Garry Curry, 40	CO	27:04:34	1994	
438	Gabriel Flores, 28	CA	26:33:38	1994		498	Jeffrey Robbins, 45	CA	27:05:32	1997	
439	Vince Pedroia, 48	CA	26:33:41	1994		499	Bill Kee, 48	CA	27:05:36	2003	
440	Jack Nosco, 33	CA	26:33:51	1995		500	Gary Hilliard, 50	CA	27:06:24	2005	
441	Wally Hesseltine, 61	CA	26:34:30	2004		501	Luis Escobar, 34	CA	27:06:29	1997	
442	Jeffrey Robbins, 46	CA	26:34:57	1998		502	Duke Bartoo, 48	CA	27:07:06	2000	
443	Larry Webster, 56	WA	26:35:55	1989		503	Bob Ulloa, 51	CA	27:07:07	2000	
444	Barbara Frye-Krier, 47	FL	26:38:06	2001	W4, Rhino	504	David Van Wicklin, 61	CA	27:07:12	2003	
445	Bobby Keogh, 57	NM	26:38:06	2001		505	Rocky Allen, 29	CA	27:08:12	2006	
446	Leif Rustvold, 32	OR	26:38:46	2007		506	Nancy Tinker, 35	CA	27:09:17	1989	
447	Leslie Vitale, 42	CA	26:39:08	1995		507	Devin Corcoran, 34	CA	27:09:36	2001	
448	Jussi Hamalainen, 61	CA	26:40:19	2007		508	David Cepoi, 27	CA	27:12:18	1992	
449	Jimmy Fullerton, 50	CA	26:40:23	2004		509	Jack Nosco, 29	CA	27:13:04	1991	
450	Diane Ridgeway, 47	CO	26:40:35	1996	Rhino	510	Rod Bien, 31	OR	27:13:18	2003	
451	Moe Beaulieu, 46	CA	26:40:46	1990		511	Paul Braun, 34	CA	27:13:45	1996	
452	Bill Lee, 40	CO	26:41:50	1989		512	Jack Nosco, 38	CA	27:14:06	2000	
453	Jay Anderson, 48	CA	26:42:12	2004		513	Larry Gassan, 38	CA	27:14:20	1993	
454	Milan Furin, 45	SVK	26:42:22	1995	Ram's Head	514	Wally Hesseltine, 62	CA	27:14:30	2005	
455	Paul Ralyea, 37	VA	26:42:33	2004		515	Wendell Robison, 36	WY	27:15:07	1988	LGR5
456	Jerry Blinn, 42	CA	26:43:27	1989		516	Kermit Cuff, 49	CA	27:15:22	2007	
457	Duke Bartoo, 45	CA	26:43:41	1997		517	Jimmy Fullerton, 49	CA	27:15:36	2003	
458	Joseph Franko, 46	CA	26:44:34	1992		518	Elaina McMahon, 37	CA	27:15:48	1994	
459	Denis Trafecanty, 60	CA	26:45:12	2003		519	Vince Pedroia, 55	CA	27:16:06	2001	
460	Gary Henslee, 45	CA	26:45:17	1996		520	Hal Chiasson, 58	CA	27:16:12	2001	
461	Francisco Fabian, 49	CA	26:45:27	2000		521	Jussi Hamalainen, 59	CA	27:16:18	2005	
462	Jim Musselman, 39	GA	26:46:29	1999	LGR6	522	Ivan Buzik, 56	CA	27:16:47	2000	
463	William Ramsey, 48	CA	26:46:29	1999		523	Stacey Bunton, 40	OR	27:17:06	2003	Rhino
464	Byron Melendy, 47	CA	26:46:30	1990		524	Mark Samuelson, 39	CA	27:18:05	1992	
465	Chris Stephenson, 40	CA	26:46:30	2005		525	Adam Ray, 40	CA	27:18:08	2006	
466	Larry Castano, 37	CA	26:46:52	1990		526	James Furnish, 50	CA	27:18:30	1992	
467	Jack Slater, 46	CA	26:47:30	1993		527	Raymond Greenlaw, 39	GA	27:18:41	2000	
468	Steve Harvey, 42	CA	26:48:00	1986		528	Kenneth Farley, 40	CA	27:20:12	2005	
469	Bob Ulloa, 47	CA	26:48:33	1996		529	Gene Joseph, 41	AZ	27:20:51	1993	
470	Stephen Harris, 46	CA	26:48:40	2000		530	Milt Scholl, 30	OR	27:20:51	1987	
471	James Maynard, 37	CA	26:49:30	2005		531	Kevin Lee, 36	CA	27:21:19	2000	
472	Pamela Reed, 34	AZ	26:49:48	1995		532	Ofelia Bermudez, 40	CA	27:21:27	1996	
473	Dan Brenden, 55	AZ	26:53:16	2006		533	Dennis Huffman, 43	CA	27:21:40	1992	
474	Rob Byrne, 43	CA	26:54:06	2001		534	Richard Buck, 43	CA	27:22:25	1989	
475	Dan Williams, 54	CA	26:54:18	2003		535	Susan Gimbel, 41	CA	27:22:27	1988	
476	Mike Burke, 56	OR	26:54:18	2006		536	Vince Pedroia, 49	CA	27:22:40	1995	
477	Fred Vance, 43	CA	26:54:20	1995		537	Joanne Urioste, 43	NV	27:22:40	1995	Rhino
478	Jim Good, 46	CA	26:55:06	2004		538	Rick Kelley, 46	AZ	27:22:45	1996	
479	John Price, 49	OR	26:55:20	2007		539	Larry Castano, 38	CA	27:23:38	1991	
480	Jack Slater, 47	CA	26:55:46	1994		540	Eric Hodges, 51	CA	27:24:36	2000	W4
481	David Capron, 52	CA	26:56:13	1997		541	Paul Bonnett-Castillo, 38	AZ	27:24:48	1999	
482	Joseph Franko, 47	CA	26:56:38	1993		542	Jerry Little, 30	CO	27:24:50	1998	
483	Byron Melendy, 53	CA	26:56:41	1994		543	Jonathan Kimura, 21	CA	27:25:30	2001	
484	Damon Collier, 40	CA	26:58:13	2006		544	David Turner, 33	CA	27:25:31	1994	
485	Randy Calvert, 44	NV	26:58:38	1997		545	John Peacock, 51	NV	27:26:00	1989	
486	Willis McCarthy, 33	CA	26:59:31	1988		546	Gabor Kozinc, 41	CA	27:26:30	2004	
487	Dean Dobberteen, 24	CA	27:00:47	1999		547	Chuck Eidenschink, 36	OR	27:27:45	1989	
488	Ted McDonald, 43	CA	27:00:53	2007		548	Wayne Christopherson, 41	MI	27:28:13	1989	
489	Lance Goss, 45	CA	27:01:10	1990		549	John McComish, 51	CA	27:29:25	1988	



Dixie Madsen, 1997



Hal Koerner, 2004



Cirildo Gonzalez, 1998 Ram

Rank	Name	Home	Time	Year	Award	Rank	Name	Home	Time	Year	Award
550	Randy Rhodes, 44	CO	27:30:50	1994		610	Toni Stermolle, 39	CA	27:58:11	1991	
551	Michael LeFebvre, 33	CA	27:31:36	1993		611	Dan Barger, 21	CA	27:59:00	1986	
552	Paul Garnett, 38	CA	27:32:00	1986		612	Garry Curry, 32	CA	27:59:00	1986	
553	Gill Cornell, 42	CA	27:32:42	1992		613	Burgess Harmer, 48	NV	27:59:08	1990	W4
554	William Ramsey, 47	CA	27:32:59	2000		614	Scott Willis, 29	CA	27:59:15	1991	
555	Thomas Knutson, 50	MN	27:33:00	2000		615	Carol O'Hear, 31	WA	27:59:20	2006	
556	Al Solish, 36	CA	27:33:00	1986		616	Michael Suter, 50	CA	27:59:22	1997	
557	Joe Clapper, 38	VA	27:34:28	1997		617	Marc Andrieux, 45	FRA	28:00:30	2001	
558	Frank Earnest, 53	CA	27:34:36	2004	W4, LGR6	618	Karl Jensen, 51	CAN	28:01:46	1999	LGR6
559	Michael Campbell, 54	VA	27:35:24	2004		619	Robert Robak, 39	CA	28:02:12	1991	
560	Cindie Grunt, 41	OR	27:35:49	1991		620	Jason Hodde, 26	IN	28:02:33	1996	
561	Danny Westergaard, 35	CA	27:36:03	1994		621	Dan Brenden, 56	AZ	28:02:46	2007	LGR6
562	David Ruvalcaba, 52	CA	27:36:20	2006		622	Jeff Stein, 40	CA	28:03:00	2006	
563	Kelly Solverson, 35	CA	27:38:36	2005		623	William Ramsey, 48	CA	28:04:18	2001	
564	Ed Furtaw, 43	NV	27:38:52	1991		624	Bob Cowdrey, 50	CA	28:04:42	1994	
565	Monica Scholz, 33	CAN	27:39:06	2000	Cougar	625	Wendell Robison, 43	WY	28:05:02	1995	
566	Honey Albrecht, 48	AZ	27:39:08	2007	Rhino	626	Garry Curry, 37	CO	28:05:05	1991	
567	Brian MacKenzie, 32	CA	27:39:39	2007		627	Jack Murray, 46	CA	28:05:34	2007	
568	Perry Petschar, 39	CA	27:40:04	1993		628	Robert Pike,	CA	28:05:47	1987	
569	Jeff Stevenson, 48	CA	27:40:21	1994		629	Wendell Doman, 44	CA	28:06:06	2003	
570	Rafael Arceo, 31	CA	27:40:37	1999		630	Hal Chiasson, 61	CA	28:06:18	2004	
571	Tom Whitaker, 32	CA	27:40:55	2007		631	Whit Rambach, 31	CA	28:06:34	1998	
572	Robert Robak, 45	CA	27:41:17	1997		632	Joanne Urioste, 46	NV	28:06:51	1994	
573	Michael Dimkich, 33	CA	27:42:12	2001		633	Bill Walz, 37	CA	28:06:54	2007	
574	Danny Westergaard, 46	CA	27:42:30	2005		634	Stephen Fukumoto, 38	CA	28:07:01	1988	
575	Jamshid Khajavi, 51	WA	27:42:36	2004	W4, LGR6	635	Ken Macleod, 41	CDN	28:07:41	1992	
576	Kim Gimenez, 40	CA	27:43:06	2004	Rhino	636	Milt Scholl, 32	OR	28:08:05	1989	
577	John McComish, 50	CA	27:43:12	1987		637	William Ramsey, 50	CA	28:08:30	2003	
578	Monica Scholz, 34	CAN	27:43:24	2001		638	Garry Curry, 53	CO	28:08:43	2007	
579	Marc Reynolds, 42	CA	27:43:55	1990		639	Randy Wojno, 47	CO	28:08:43	2007	
580	Ted Winter,	CA	27:44:08	1987		640	Lee Kern, 36	MT	28:09:07	1993	
581	Michael Martin, 41	CA	27:44:32	1989		641	Paul Schmidt, 41	CA	28:09:08	1993	
582	John Mark, 40	CA	27:44:40	1992		642	Lou Martin, 39	CA	28:09:33	1991	
583	Joanie Mork, 38	CA	27:44:40	1992		643	Loren Fitzwater, 40	CA	28:09:40	1995	
584	Kathy Welch, 39	CA	27:44:40	1992		644	Seth Roberts, 44	MA	28:10:20	1996	
585	David Pirogowicz, 44	CA	27:45:46	1996		645	Gary Wang, 27	CA	28:10:20	1995	
586	Howard MacNair,	CA	27:45:55	1987		646	Hiroe Sakurai, 35	JPN	28:10:37	2000	
587	Arthur Moore, 57	OH	27:46:17	1994		647	Paul Akiyama, 51	NV	28:10:56	1995	
588	Stephen Fukumoto, 37	CA	27:47:01	1987		648	Maureen McGrath, 36	CA	28:11:31	1998	
589	Frank Ives, 49	CA	27:47:29	1991		649	Eric Robinson, 28	CA	28:12:36	1996	
590	Justin Soares, 21	OR	27:47:29	2000		650	Milton Scholl, 40	OR	28:13:04	1997	
591	Thomas Knutson, 49	MN	27:47:43	1999	W4	651	Elaina McMahan, 36	CA	28:13:58	1993	
592	Clem LaCava, 52	OR	27:48:14	2000		652	Jack Murray, 43	CA	28:14:18	2004	
593	Lyman Perry, 33	HI	27:48:27	2000		653	Doug Woods, 45	CA	28:14:30	1989	
594	Burgess Harmer, 49	NV	27:48:53	1991	W4, LGR5	654	Eric Hodges, 49	CA	28:14:52	1998	
595	Richard Hayes, 49	CA	27:49:16	2000		655	Eric Priedkalns, 35	CA	28:15:16	2006	
596	Elaina McMahan, 41	CA	27:50:39	1998	Rhino	656	Hal Chiasson, 55	CA	28:17:00	1998	
597	Jim Orr,	CA	27:50:41	1987		657	Danny Westergaard, 45	CA	28:17:18	2004	
598	Keith Richards-Dinger, 36	CA	27:51:30	2004		658	Christine Gibbons, 33	NJ	28:17:25	1995	
599	Chrissy Weiss, 43	CA	27:53:06	2004		659	Wayne Gibbons, 36	NJ	28:17:25	1995	
600	akabill Molmen, 55	HI	27:53:17	1999		660	Joe Livak, 51	NV	28:17:42	1992	
601	Jacqueline Odre, 31	HI	27:53:17	1999		661	Jeffery LaMora, 26	UT	28:17:57	1999	
602	Tom Magram, 38	CA	27:54:00	1986		662	Steve McRae, 41	CA	28:18:13	1992	
603	Jack Resh, 55	CA	27:54:00	1986		663	Eric Dinger, 30	AZ	28:18:18	2004	
604	Dennis Werth, 49	CO	27:54:21	1991		664	Kent Holder, 49	CA	28:18:36	1988	
605	Chris Cole, 27	CA	27:54:57	1990		665	Hal Chiasson, 57	CA	28:19:00	2000	
606	Steve McCormick, 46	CA	27:55:55	1990		666	Lisa Conover, 43	WI	28:20:12	2001	
607	Tom Waddell, 48	CA	27:56:07	1994		667	Jeff Pettigrew, 42	CA	28:20:24	1996	
608	Randy Isler, 41	NM	27:56:37	1998		668	Chris Scott, 47	CA	28:20:24	1996	
609	Richard Gates, 32	UT	27:57:14	1989		669	Lisa Conover, 48	WI	28:20:31	2006	



Rick Bearden, 2007



Hans Put, 1998 Horse Award



Jay Grobeson: Elk Award, ten and done! 2005

Rank	Name	Home	Time	Year	Award	Rank	Name	Home	Time	Year	Award
670	John Liebeskind, 46	OR	28:20:53	2007		730	Joseph Franko, 43	CA	28:46:35	1989	
671	Dick Collins, 56	CA	28:21:18	1989		731	Mike Palmer, 43	CA	28:46:39	1996	
672	Eric Priedkalns, 36	CA	28:21:39	2007		732	Joe Magruder, 46	CA	28:46:43	1992	
673	Anne Langstaff, 36	CA	28:21:43	1997	Cougar	733	Joseph Tennison, 25	CA	28:48:10	2006	
674	Jack Meyer, 44	CA	28:22:45	2007		734	Duke Bartoo, 44	CA	28:48:26	1996	
675	Tonya Mauldin, 46	CA	28:22:54	1993		735	Jeff Bender, 31	CA	28:48:35	1993	
676	Jeff Bender, 32	CA	28:23:22	1994		736	Michael Soltesz, 41	CA	28:48:40	1997	
677	Maggie Anderson, 43	NZ	28:23:27	1995		737	Hans-Dieter Weisshaar, 59	GER	28:48:55	1999	Ram's Head
678	Jack Nosco, 38	CA	28:23:46	1990		738	Mick Donoff, 52	CD	28:48:56	1996	
679	Edith Bogenhuber, 48	CA	28:24:05	1992		739	Mario Flores, 41	CA	28:49:01	1991	
680	Garry Curry, 52	CO	28:24:10	2006		740	Josef Luptowicz, 46	CA	28:49:17	1990	
681	Dick Collins, 57	CA	28:24:34	1990	W4	741	Robert Adjemian, 46	CA	28:49:28	1993	
682	Chris Jensen, 43	CA	28:24:54	2007		742	Jeff Parker, 32	NV	28:49:33	1991	
683	Catherine Mather, 42	CAN	28:25:00	2000	Rhino	743	Fenton Cross, 53	CA	28:49:41	1997	
684	Fred Dimmick, 39	NY	28:25:23	1996		744	Stephen Harris, 49	CA	28:50:00	2003	
685	Carlos Diaz, 45	CA	28:25:36	2001		745	Lee Muchow, 46	CA	28:50:02	1986	
686	Damon Collier, 37	CA	28:26:12	2005		746	Gary Zicker, 46	NV	28:50:02	1997	
687	Eric Demazure, 44	FRA	28:26:24	2004	SY	747	Jimmy Fullerton, 51	CA	28:51:00	2005	
688	John Peacock, 55	NV	28:26:42	1993		748	Wendell Robison, 39	WY	28:51:24	1991	LGR5
689	Burgess Harmer, 50	NV	28:26:45	1992	W4, LGR5	749	Leslie Bardessono, 44	CA	28:51:35	2006	
690	Richard Vander Stucken, 55	CA	28:27:23	1994		750	Ben Field, 43	CA	28:51:38	2007	
691	Barry Condron, 29	CA	28:27:47	1992		751	Garry Curry, 41	CO	28:51:47	1995	Eagle
692	Frederico Fuentes, 34	MEX	28:28:12	2004		752	Robert Schipsi, 46	CA	28:51:55	2007	
693	Michael McDonald, 54	CA	28:28:25	1998		753	Bozena Maslanka, 30	CA	28:51:56	1997	
694	Jack Meyer, 43	CA	28:28:32	2006		754	Garry Curry, 43	CO	28:52:12	1997	
695	Leland Kern, 41	MT	28:28:45	1998		755	Mario Flores, 40	CA	28:52:12	1990	
696	Fred Vance, 39	CO	28:28:47	1991		756	Bruce Mauldin, 46	CA	28:52:20	1994	
697	Greg Pirkl, 33	HI	28:29:07	2001		757	Ray Hermanson, 45	CA	28:52:38	1988	
698	Matt Palocsay, 23	CA	28:30:19	2000		758	Ron Lowy, 43	CA	28:54:00	1986	
699	Richard Tufts, 43	CA	28:30:24	1987		759	Todd Leigh, 48	CA	28:54:07	1990	
700	Howard Cohen, 42	CA	28:31:02	2000		760	James Pepin, 37	CA	28:55:00	1986	
701	Diane Eastman, 45	CA	28:31:04	1987		761	Janine Duplessis, 45	WA	28:55:16	1999	LGR6
702	Eric Kajiwara, 49	CA	28:31:13	1996		762	Charles Park, 49	CA	28:55:18	2003	
703	Lee Freeman, 48	CA	28:32:02	1991		763	Eric Hodges, 48	CA	28:56:48	1997	
704	Jose Wilkie, 33	KY	28:33:20	1996		764	Greg Klein, 39	CA	28:57:05	1993	
705	Carl Jess, 41	NM	28:33:21	2000		765	James Rapp, 38	NV	28:57:34	1995	
706	Richard Buck, 42	CA	28:33:43	1988		766	Dave Olney, 48	CA	28:59:06	1990	
707	Thomas Harry, 51	CA	28:34:26	2006		767	Bert Meyer, 44	CT	28:59:11	1989	
708	William Ramsey, 45	CA	28:34:43	1998		768	Fred Zalokar, 29	NV	28:59:14	1989	
709	Pete Sercel, 25	CA	28:34:55	1991		769	Ryochi Morita, 47	CA	28:59:21	1990	
710	Dave Olney, 46	CA	28:34:57	1988		770	Michael Andress, 43	CA	28:59:56	1989	
711	Phil Royalty, 27	NV	28:35:19	1996		771	Rafael Arceo, 37	CA	29:00:06	2005	
712	Denny Hagele, 44	CA	28:36:37	1988	LGR5	772	Scott Parker, 39	AL	29:00:06	2003	
713	Nancy March, 47	CA	28:37:12	1994		773	Jim U'Ren, 35	CA	29:00:22	1988	
714	Wendell Robison, 42	WY	28:37:12	1994		774	Fenton Cross, 59	CA	29:01:06	2003	
715	Jeff Thompson, 38	CA	28:38:08	1989		775	William Ramsey, 42	CA	29:01:56	1995	
716	Douglas Spencer, 48	CA	28:38:28	2006		776	Doug McKeever, 46	WA	29:02:13	1993	
717	Hal Chiasson, 60	CA	28:38:30	2003		777	Jim Glinn, 47	CA	29:02:23	1991	
718	Larry Fambrough, 52	CA	28:38:52	1997		778	Ted Harlan, 28	CO	29:03:18	2004	
719	Fred Vance, 44	CA	28:39:00	1996		779	Garry Curry, 45	CO	29:03:19	1999	
720	John Radich, 35	CA	28:39:31	1988		780	Eric Kajiwara, 51	CA	29:03:22	1998	
721	Amelia Valinsky-Fillipow, 38	CA	28:40:31	2007		781	Maria Calvert, 38	CA	29:04:27	1998	
722	Mike Malinin, 38	CA	28:40:33	2006		782	Jeff Pettigrew, 32	CA	29:05:18	1995	
723	Paul Rork, 45	CA	28:40:54	1992		783	Dale Sulton, 56	CA	29:05:24	1995	
724	Jack Perrodin, 59	CA	28:41:08	1988		784	Barbara Ann Elia, 50	CA	29:06:14	1995	Buffalo
725	Richard Adams, 52	CA	28:41:57	1995		785	Jeff Arndt, 46	AK	29:06:33	1999	
726	Lorraine Gersitz, 37	CA	28:42:22	1991		786	Robert Develice, 45	AK	29:06:33	1999	
727	Mark Hartinger, 42	WA	28:42:47	1999		787	Robert Robak, 47	CA	29:06:59	1999	
728	Maureen McGrath, 31	CA	28:45:18	1993		788	akabill Molman, 57	HI	29:07:00	2001	
729	Rick Kelley, 49	AZ	28:45:54	1999		789	Kristina Irvin, 40	CA	29:08:23	1998	



Rob Cain, 2007



Fred Shufflebarger & Hal Winton, 1994



Hiroe Sakurai, 1998 Sportsman of the Year

Rank	Name	Home	Time	Year	Award	Rank	Name	Home	Time	Year	Award
790	Garry Curry, 50	CO	29:09:24	2004		850	Paul Walczak, 40	NC	29:31:10	1996	
791	Lee Schmidt, 55	CA	29:09:30	1994		851	Jay Anderson, 50	CA	29:31:10	2006	
792	Stephanie Green, 35	CA	29:10:18	2004		852	Sabin Snow, 48	AZ	29:31:34	1990	
793	Robert Thomas, 37	CA	29:10:35	1993		853	Doug Taylor, 47	NJ	29:31:34	1990	
794	Perry Petschar, 40	CA	29:10:42	1994		854	Phil Royalty, 23	CA	29:31:36	1992	
795	Bob Ulloa, 45	CA	29:10:42	1994		855	Ken Greco, 34	AZ	29:32:12	2001	
796	Larry Gassan, 36	CA	29:10:44	1991		856	Chris Thornley, 37	AZ	29:32:13	2007	
797	Lisa Deaton, 43	CA	29:10:46	1996		857	Garry Curry, 39	CO	29:33:15	1993	
798	John Surdyk,	IL	29:10:51	1987		858	Ed Humphrey,	CA	29:33:35	1987	
799	Rick Kelley, 47	AZ	29:11:00	1997		859	Gary Rutenberg, 39	CA	29:33:35	1987	
800	Ferdinand deSouza, 36	UT	29:11:11	1989		860	Paul Akiyama, 49	CA	29:33:42	1993	
801	Todd Zaayer, 26	CA	29:11:11	1988		861	Ivan Buzik, 55	CA	29:34:17	1999	
802	Jurgen Teichert, 32	GER	29:11:18	2000		862	Danny Westergaard, 36	CA	29:35:17	1995	
803	Michael Suter, 48	CA	29:11:44	1995		863	Sharlene Cadwallader, 50	CA	29:35:19	1999	Buffalo
804	Todd Leigh, 44	CA	29:12:00	1986		864	Paul Schmidt, 39	CA	29:35:25	1991	
805	Richard Lawrence, 35	CA	29:13:11	1997		865	Jeff Stevenson, 50	CA	29:35:45	1996	
806	Kaoru Takahashi, 32	NY	29:13:13	1999		866	Richard Hayes, 50	CA	29:36:18	2001	
807	Jack Murray, 42	CA	29:13:18	2003		867	Richard Lawrence, 33	CA	29:36:42	1995	
808	David Capron, 51	CA	29:14:03	1996		868	John Quinn, 35	CA	29:37:01	1996	
809	Duke Bartoo, 46	CA	29:14:06	1998		869	Richard Bellante, 36	CA	29:37:17	1988	
810	Scott Sullivan, 42	CA	29:14:12	2001		870	Rose Ehman, 34	CA	29:37:26	1993	
811	Sheila Hasham, 44	CA	29:15:00	1986		871	Marc Sager, 43	CA	29:37:35	1996	
812	David Hardin, 31	CA	29:15:32	1997		872	Mike Stephens, 59	CA	29:38:10	2007	
813	David Jones, 29	CA	29:15:33	1997		873	Daniel Marcus, 39	IL	29:38:24	2005	
814	Paul Akiyama, 50	NV	29:15:43	1994	W4	874	Glen Jaques, 47	BC	29:38:25	1989	
815	Jim Gill, 47	CA	29:16:12	2005		875	Dennis Coffee, 38	CA	29:39:00	1986	
816	Burgess Harmer, 52	NV	29:16:50	1994	LGR6	876	Austin Weiss, 30	CO	29:39:04	1993	
817	Dixie Madsen, 60	CA	29:18:01	1997	Rhino	877	Susan Baehre, 42	VA	29:39:18	2001	
818	Julian Jamison, 34	CA	29:19:03	2007		878	Wendell Robison, 44	WY	29:39:27	1996	
819	Stan Jensen, 46	CA	29:19:09	1999	W4, LGR6	879	Joanne Urioste, 44	NV	29:39:27	1996	
820	Joseph Tennison, 26	CA	29:19:17	2007		880	William Gilli, 32	AR	29:39:44	1989	
821	Fred Dimmick, 38	NY	29:19:19	1995		881	George Velasco, 41	CA	29:40:04	1994	
822	Fenton Cross, 56	CA	29:19:27	2000		882	Richard Hayes, 48	CA	29:40:07	1999	
823	Dick Tufts, 45	CA	29:19:35	1989		883	Mark Carter, 25	AZ	29:40:27	1999	
824	Fernand Michaud, 54	NV	29:20:19	1997		884	Phil Royalty, 21	CA	29:40:42	1990	
825	Jonathan de St Paer, 34	CA	29:20:28	2007		885	Bob Bachani, 48	AZ	29:41:06	2003	
826	Lisa Conover, 46	WI	29:21:00	2004		886	Jay Grobeson, 32	CA	29:41:06	1993	
827	John Price, 47	OR	29:21:12	2005		887	Andrew Salinger, 36	CA	29:41:06	2004	
828	Michael Thomas, 35	CO	29:21:40	1997		888	Troy Limb, 42	CA	29:41:18	2003	
829	Tracy Thomas, 39	CA	29:21:57	2000		889	Mike Malinin, 33	CA	29:41:18	2001	
830	Karyn Kroljic, 33	CA	29:22:00	1992		890	Ted Liao, 46	CA	29:41:19	2007	
831	Wendell Robison, 40	WY	29:22:00	1992		891	Jeffrey Johnson, 24	UT	29:41:44	1994	
832	Ronni Ross-Wilde, 36	CA	29:23:58	1996		892	Fernand Michaud, 53	NV	29:41:50	1996	
833	Bob Givens, 45	TX	29:24:33	1989		893	Gene Joseph, 46	AZ	29:42:34	1998	
834	Scott Willis, 33	CA	29:24:38	1995		894	Norm Albert, 31	CA	29:42:53	1988	
835	Gary Ritchie, 54	CA	29:25:10	1994		895	Bill Dickey, 51	CA	29:43:03	1990	
836	George Velasco, 43	CA	29:25:52	1996		896	Howie Stern, 33	CA	29:43:12	2003	
837	Don Williams, 34	AZ	29:26:26	1999		897	Scott Willis, 27	CA	29:43:16	1989	
838	Cindie Grunt, 44	OR	29:27:15	1994	LGR6	898	Douglas Spencer, 36	CA	29:43:52	1994	
839	Bud Phillips, 49	CO	29:28:16	1996		899	John Radich, 32	CA	29:44:00	1986	
840	Michael Thomas, 33	CO	29:28:54	1995		900	Marc Sager, 41	CA	29:44:04	1994	
841	Steve Kohler,	CA	29:29:12	1987		901	Dixie Madsen, 54	CA	29:44:20	1991	
842	Ray Hermanson, 47	CAN	29:29:13	1990		902	Eric Kajiwara, 57	CA	29:46:00	2004	
843	Jim Whaley, 41	CA	29:30:10	1988		903	Howie Stern, 31	CA	29:46:24	2001	
844	Terry Cammack, 45	CA	29:30:16	1991		904	John Holmes, 55	FL	29:46:32	1997	
845	Blakely Hume, 24	NV	29:30:27	1998		905	Jay Norman, 59	TX	29:46:32	1997	
846	Richard Greenbauer, 37	CA	29:30:30	2004		906	Jerry Zatorski, 42	CA	29:46:36	2005	
847	Josef Luptowitz, 48	CA	29:30:30	1991		907	Damon Roy Collier, 30	CA	29:47:00	1996	
848	William Ramsey, 51	CA	29:30:30	2004		908	Laura Spaeth, 28	CA	29:47:24	1990	
849	Vince Pedroia, 50	CA	29:31:10	1996		909	Brian Luschwitz, 38	ca	29:47:30	2005	



Barbara Elia, 1997



Garry Curry, 2004




Rafael Arcero, Shortcut Saddle, 2003

Rank	Name	Home	Time	Year	Award	Rank	Name	Home	Time	Year	Award
910	Ed Ayres, 48	CT	29:48:32	1990		970	Jeff Pettigrew, 35	CA	30:09:56	1998	
911	Bob Beach, 42	CA	29:49:00	1986		971	Herman Cohen, 53	CA	30:09:59	1992	
912	Jerry Lile, 42	CA	29:49:06	2001		972	Mark Olson, 48	CA	30:10:10	1995	
913	Richard Senelly, 46	HI	29:49:16	1990		973	Roger Weingaertner, 50	CA	30:10:56	1997	
914	Tom James, 51	CA	29:49:56	1995		974	Larry Ramaekers, 53	CA	30:12:18	2005	
915	Glen Williams, 28	CA	29:50:37	1989		975	Rico Ramirez, 49	CA	30:12:21	1993	
916	Jack Perrodin, 61	CA	29:50:39	1990		976	Hal Winton, 61	CA	30:12:32	1992	W4, LGR5
917	Ruben Cantu, 53	CA	29:50:55	1996		977	Brian Luschwitz, 40	CA	30:13:22	2007	
918	Hap Arnold, 52	CA	29:51:00	1986		978	Phil Wright, 47	CA	30:13:33	1991	
919	Kathy Berry, 41	CA	29:51:24	1991		979	Garry Curry, 36	CO	30:13:50	1990	
920	Todd Leigh, 50	CA	29:51:25	1992		980	Conn Day, 31	CO	30:13:50	1990	
921	Paul Akiyama, 53	NV	29:51:26	1997		981	Winston Mitchell, 48	CA	30:14:46	1997	
922	Douglas Wilde, 39	CA	29:51:56	1992		982	Tommy Gallagher, 46	NV	30:15:00	2003	
923	Hans-Dieter Weisshaar, 60	GER	29:53:37	2000	W4, LGR6	983	Donald Werth, 47	CO	30:15:48	1989	
924	Phil Wright, 46	CA	29:54:19	1990		984	Darrell Holm, 38	CA	30:16:00	1999	
925	Steven Patt, 55	CA	29:54:24	2004		985	Keith Richards-Dinger, 21	CA	30:16:12	2003	
926	Jason Lakey, 28	CA	29:54:30	2003		986	Karl Schick, 32	CA	30:16:46	1989	
927	Steve McRae, 43	CA	29:54:42	1994		987	Frank Pitts, 62	CA	30:16:54	1993	
928	Richard Tufts, 42	CA	29:55:00	1986		988	Ron Cunningham, 50	OR	30:17:08	1998	
929	Willard Weston, 46	CA	29:55:06	2007		989	Jerry Bloom, 50	CA	30:17:12	2003	
930	Eb Englemann, 51	OR	29:55:08	1993		990	John Marshall, 53	CA	30:17:20	1990	
931	Lee Schmidt, 53	CA	29:55:08	1992		991	Richard Gillespie, 50	CA	30:17:26	1996	
932	Robert Tuller, 35	NY	29:55:36	1999	W4, LGR6	992	Mark Kahler, 37	CA	30:17:26	1996	
933	Karl Jensen, 51	CAN	29:55:52	2000		993	John Spykerman, 30	CA	30:17:41	1995	
934	Kevin Sayers, 41	MD	29:55:53	2000		994	Victoria Huffman, 37	CA	30:17:43	1990	
935	John Radich, 41	CA	29:55:58	1996		995	Jerry Bloom, 51	CA	30:18:30	2004	
936	Mark Olson, 50	CA	29:56:01	1997		996	Fenton Cross, 54	CA	30:18:59	1998	
937	Michael Peralez, 34	CA	29:56:01	1997		997	Sean O'Brien, 43	CA	30:19:02	2006	
938	Norm Albert, 40	CA	29:56:36	1997		998	Andy Kumeda, 38	CA	30:19:22	2006	
939	Eric Robinson, 29	CA	29:57:04	1997		999	Matthew Moore, 43	CA	30:19:30	1999	
940	Paul Schmidt, 38	CA	29:57:35	1990		1000	Barry Fisher, 58	CA	30:20:06	2003	
941	Gary Wright, 43	WA	29:57:37	1994		1001	James Hamilton, 54	CA	30:20:07	1997	
942	Eric Edmunds,	CA	29:57:49	1987		1002	Richard Fisher, 48	NV	30:20:17	1997	
943	Jim Longwith, 52	CA	29:58:00	1998		1003	Ed Englemann, 51	OR	30:21:42	1993	
944	Elaina McMahon, 35	CA	29:58:05	1992		1004	Dan Dempster, 48	CA	30:22:45	1995	
945	Russ Gamble, 44	CA	29:58:08	1990		1005	Matthew Dickie, 31	CA	30:23:01	2007	
946	Scott Diamond, 39	OR	29:59:04	2000		1006	Wendell Robison, 41	WY	30:23:50	1993	
947	Fenton Cross, 57	CA	29:59:06	2001		1007	Curtis B. Davis, 42	CA	30:24:02	2007	
948	Nick Klaich, 46	NV	29:59:24	1991	W4	1008	Bud Phillips, 48	CA	30:24:19	1995	
949	Herb Tanimoto, 45	CA	29:59:34	1994		1009	Stan Jensen, 42	CA	30:24:31	1995	
950	John Greer, 37	AZ	30:00:31	1996		1010	Fernand Michaud, 57	NV	30:24:36	2000	
951	Thomas O'Neal, 42	CA	30:02:08	1987		1011	Tom Gallagher, 43	NV	30:24:37	2000	
952	Mike Palmer, 44	CA	30:02:11	1997		1012	R. C. Pruitt, 42	CA	30:24:43	1994	
953	Fenton Cross, 62	CA	30:03:06	2006		1013	Will Uher, 53	CA	30:26:09	1999	
954	John Radich, 53	CA	30:03:51	2007		1014	Gordon Hubbard, 53	CA	30:26:53	1989	
955	Ernie Baker, 49	CA	30:04:00	1986		1015	Mike Palmer, 45	CA	30:27:09	1998	
956	Joan Szarfinski, 53	CA	30:04:00	1992		1016	Scott Rozic, 27	CA	30:27:22	2000	
957	John Canby, 22	CA	30:04:18	1996		1017	Dixie Madsen, 53	CA	30:28:00	1990	
958	Clark Hall, 49	VA	30:04:30	1998		1018	Bozena Maslanka, 31	CA	30:28:01	1998	
959	Scott Sullivan, 48	CA	30:04:47	2007		1019	Ricardo Ornelas, 34	CA	30:28:09	2007	
960	Andy Kumeda, 39	CA	30:04:47	2007		1020	Saralie Liner-Jigamian, 36	CA	30:28:26	1989	
961	Allen Bursey, 40	CA	30:06:00	2005		1021	Judy Palmer, 32	CA	30:28:26	1989	
962	Catra Corbett, 35	CA	30:06:03	2000		1022	Ferdinand deSouza, 35	UT	30:28:45	1988	
963	Rick Cooper, 41	MT	30:06:42	1999		1023	Peter Penland, 43	CA	30:28:50	1999	
964	Hartmut Rutzen, 59	GER	30:06:45	2000		1024	Jose Wilkie, 36	KY	30:29:44	1999	
965	Mike Stephens, 45	CA	30:07:24	2003		1025	Dan Dempster, 47	CA	30:30:08	1994	
966	Cindie Grunt, 43	OR	30:07:53	1993		1026	Bill Dickey, 53	CA	30:30:21	1992	
967	Bill Antholine, 28	AZ	30:08:20	1997		1027	Robert Adjemian, 45	CA	30:30:45	1992	
968	Larry Grill, 56	CA	30:08:21	2006		1028	Garry Curry, 46	CO	30:31:23	2000	
969	Lisa Conover, 40	WI	30:09:56	1998		1029	Rick Kelley, 50	AZ	30:31:23	2000	



Elena Sherman, 1998



Justin Angle, 2007



Bruce Hoff, 1995

Rank	Name	Home	Time	Year	Award	Rank	Name	Home	Time	Year	Award
1030	Tom Chapman, 45	OR	30:31:36	2004		1090	Mike Palmer, 54	CA	30:46:58	2007	
1031	Robert Carswell, 38	CDN	30:32:01	1994		1091	Max Welker, 50	WA	30:47:28	1992	
1032	Debra Melvin, 45	CA	30:32:27	1999		1092	Scott Sullivan, 47	CA	30:47:33	2006	
1033	Eric Kajiwara, 48	CA	30:32:32	1995		1093	Roger Dike, 63	AK	30:47:48	1990	
1034	Frank Pitts, 61	CA	30:32:35	1992		1094	Garry Curry, 38	CO	30:48:01	1992	
1035	Lisa Allen, 33	CO	30:32:49	1997		1095	Ricardo Ornelas, 33	CA	30:48:10	2006	
1036	Lee Freeman, 43	CA	30:33:00	1986		1096	Stephen Simmons, 22	WV	30:48:39	1998	
1037	Marc Sager, 39	CA	30:33:00	1992		1097	Francisco Fabian, 54	CA	30:49:06	2005	
1038	Allan Kaplan, 40	CA	30:33:27	1995		1098	Richard Buck, 45	CA	30:49:23	1991	
1039	Mark Falcone, 48	CA	30:33:30	2005		1099	Robert Tavernini, 33	TX	30:49:39	2000	W4, LGR6
1040	Garrett Ohara, 39	CA	30:34:12	2005		1100	Robert Tuller, 31	NY	30:50:36	1995	
1041	Richard Schuler, 36	NJ	30:34:16	1996		1101	Gordon Hubbard, 48	CA	30:51:43	1987	
1042	Hans-Dieter Weisshaar, 67	GER	30:34:45	2007		1102	John Spykerman, 32	CA	30:52:13	1997	
1043	William Ramsey, 52	CA	30:35:00	2005	Eagle	1103	Howie Stern, 36	CA	30:52:33	2006	
1044	Tim Potter, 46	MN	30:35:05	2000		1104	Steve Teal, 38	CA	30:52:36	2003	
1045	Mary Kathleen Barry, 40	CA	30:35:14	1999		1105	Brick Robbins, 32	CA	30:52:39	1991	JMT
1046	Mark Chamley, 42	CA	30:35:31	1995		1106	Marc Greenberg, 39	WA	30:52:44	1990	
1047	Jacqueline Odre, 30	HI	30:35:35	1998		1107	Earl Preeper, 39	CAN	30:52:44	1996	
1048	Robert Loyer, 51	CA	30:36:04	1989		1108	Jeff Kozak, 29	CA	30:52:45	2003	
1049	Bob Ulloa, 48	CA	30:36:26	1997		1109	Kevin O'Grady, 31	OH	30:52:50	1990	
1050	Mike Rouse, 45	CA	30:37:00	1998		1110	Phil Royalty, 31	NV	30:53:22	2000	
1051	Gabor Kozinc, 43	CA	30:37:28	2006		1111	James Hamilton, 56	CA	30:53:29	1999	
1052	Bill Losey, 34	OH	30:37:28	2006		1112	Scott Willis, 28	CA	30:53:57	1990	
1053	John Metz, 48	CA	30:37:30	1991		1113	Gordon Hubbard, 49	CA	30:53:58	1988	
1054	Alan Cohn, 42	CO	30:38:14	1997		1114	John Liebeskind, 40	OR	30:54:12	2001	
1055	Scott Willis, 30	CA	30:38:37	1992		1115	Ken Ward, 44	OR	30:54:12	2001	
1056	Dave Damas, 43	CA	30:38:41	1991		1116	Cynthia Heaton, 30	CA	30:54:13	1987	
1057	Jose Wilkie, 30	KY	30:38:57	1993		1117	Chris Cole, 29	CA	30:54:39	1992	W4
1058	Anstr Davidson, 49	VA	30:39:00	1994		1118	Kathy Hamilton, 46	CA	30:54:46	1996	
1059	Garry Curry, 47	CO	30:39:06	2001		1119	Tom Rowe, 44	MT	30:55:17	1992	
1060	Eugene Trahern, 36	WA	30:39:50	1999		1120	Duke Bartoo, 43	CA	30:55:19	1995	
1061	Roland Martin, 39	NE	30:40:11	1988	W4	1121	Hiroe Sakurai, 33	JPN	30:56:06	1998	Ram's Head
1062	Gary Inouye, 50	CA	30:40:12	2003		1122	Juergen Heilbock, 41	GER	30:56:07	2006	
1063	Julie Wu, 29	CA	30:40:12	2003		1123	Michael Turon, 51	CA	30:56:24	1998	
1064	Mark McKinney, 32	CA	30:40:22	2000		1124	Dixie Madsen, 56	CA	30:56:28	1993	
1065	John Spykerman, 35	CA	30:40:37	2000		1125	Mike Hamilton, 43	WA	30:57:11	1996	
1066	Catra Corbett, 41	CA	30:41:05	2006		1126	Sean Cuniff, 34	NM	30:58:05	2006	
1067	Kent Goetz, 34	CA	30:41:31	1994		1127	Matthias Schoeck, 30	CA	30:58:10	2000	
1068	Joe Magruder, 48	CA	30:42:06	1994		1128	Sandy Israel, 47	CA	30:58:35	1994	
1069	John Ingro, 57	CA	30:42:07	1991		1129	Bob Ulloa, 50	CA	30:58:58	1999	
1070	Jack Chang, 46	CA	30:42:35	2006		1130	Carl Yates, 67	CA	30:59:08	1994	
1071	Dennis Coffee, 39	CA	30:42:48	1987		1131	Joan Risse, 47	CA	30:59:09	1996	
1072	Max Hooper, 43	AR	30:42:51	1989		1132	Jim Miller, 44	CA	30:59:55	1990	
1073	Lauren Cepeda, 33	CA	30:42:58	1998		1133	Don Lundell, 45	CA	31:00:47	2007	
1074	Jay Anderson, 44	CA	30:43:09	2000		1134	Leif Rustvold, 31	OR	31:01:24	2006	
1075	Michael Kogutek, 49	CA	30:43:47	1998		1135	Richard Fisher, 47	NV	31:02:58	1996	
1076	David Saine, 47	CA	30:44:20	1996		1136	Michael Turon, 52	CA	31:03:00	1999	
1077	Frederick Stafford, 39	WA	30:44:20	1996		1137	Xy Weiss, 45	CA	31:03:27	2006	
1078	Bobb Ankeney, 50	CA	30:44:36	2003		1138	Thomas Nyce, 41	AZ	31:03:39	2000	
1079	Jason Dorgan, 38	WI	30:44:36	2004		1139	Tim Sheedy, 51	CA	31:04:08	2000	
1080	Bill Harns, 49	CA	30:45:06	1995		1140	Brooks Wade, 51	AK	31:04:46	1996	
1081	Dave Remington, 54	CA	30:45:06	1995		1141	Jeff Stevenson, 49	CA	31:04:48	1995	
1082	Catra Corbett, 40	CA	30:45:24	2005	Rhino	1142	Sandee Miller, 44	CO	31:05:00	1997	
1083	Kristina Irvin, 46	CA	30:45:24	2004		1143	Gary Wright, 39	WA	31:05:01	1990	
1084	Jorge Pacheco, 37	CA	30:45:24	2005		1144	Leland Kern, 39	MT	31:05:09	1996	
1085	Robert Adjemian, 40	CA	30:45:51	1987		1145	John Spykerman, 36	CA	31:05:24	2001	
1086	Gary Dudley, 44	CA	30:45:57	1997		1146	David Spaulding, 36	HI	31:05:40	1990	
1087	Rob Volkenand, 58	OR	30:46:38	1989	W4	1147	Bob Moses, 40	CA	31:06:00	1986	
1088	Steve Harvey, 46	CA	30:46:46	1990		1148	Richard Adams, 51	CA	31:06:52	1994	
1089	Ruben Cantu, 54	CA	30:46:52	1997		1149	Jim Magill, 50	CA	31:07:03	1996	W4, LGR6



Eugene Trahern, 2005



Ronda Sundermeier & Stacy Bunton, 2004



Michael Bur, Three Points, 2004

Rank	Name	Home	Time	Year	Award	Rank	Name	Home	Time	Year	Award
1150	Mark Chamley, 39	CA	31:07:29	1992		1210	George Durr, 45	CA	31:24:06	1991	
1151	Scott Sullivan, 46	CA	31:07:36	2005		1211	Robert Harris, 36	CA	31:24:12	2004	
1152	Bill Harns, 45	CA	31:07:50	1991		1212	Mike Ehlerman, 34	AZ	31:24:26	1999	
1153	Bob Moses, 45	CA	31:07:50	1991		1213	Bill Harns, 50	CA	31:24:48	1996	
1154	Eric Kajiwara, 54	CA	31:08:18	2001		1214	Joe Magruder, 50	CA	31:24:48	1996	
1155	Robert Barr, 48	CA	31:08:30	2003		1215	Jay Anderson, 43	CA	31:24:50	1999	
1156	Doug Greener, 35	CA	31:08:50	1998		1216	Stephen Simmons, 21	WV	31:24:55	1997	
1157	Eric Kajiwara, 58	CA	31:09:00	2005		1217	Garry Curry, 49	CO	31:25:06	2003	
1158	Jeff Stevenson, 59	CA	31:09:24	2005		1218	Brent Speers, 45	CA	31:25:06	2003	
1159	John Hopkins, 47	CA	31:09:47	1992		1219	Lee Freeman, 46	CA	31:25:21	1989	
1160	Todd Leigh, 49	CA	31:10:07	1991		1220	Patrick Peters, 51	CA	31:25:33	1996	
1161	Phil Wright, 48	CA	31:11:03	1992		1221	Robert Adjemian, 50	CA	31:26:03	1997	
1162	Bill Gebbie, 46	CA	31:11:09	1989		1222	Mike Hamilton, 41	WA	31:26:18	1994	
1163	Michael Gleman, 48	FL	31:11:44	1996		1223	Howard Cohen, 43	CA	31:26:30	2001	
1164	Jonathan Gunderson, 29	CA	31:11:52	2007		1224	Ben Novak, 32	CA	31:26:40	2007	
1165	Gary Wright, 44	WA	31:11:57	1995		1225	Scott Sullivan, 41	CA	31:26:49	2000	
1166	Suzi Thibeault, 42	CA	31:12:28	1989	W4	1226	Louise Elaine Comar, 47	CA	31:27:08	2000	
1167	Frank Pitts, 60	CA	31:12:30	1991		1227	Joan Risse, 46	CA	31:27:20	1995	
1168	Renne Gardner, 38	CA	31:13:17	1996		1228	Norm Albert, 42	CA	31:27:22	1999	
1169	Hiroimi Hatta, 35	JPN	31:13:17	1996	Ram's Head	1229	Blakely Hume, 22	CA	31:28:04	1996	
1170	Katsuyuki Hatta, 32	JPN	31:13:17	1996	Ram's Head	1230	Douglas Spencer, 37	CA	31:28:04	1995	W4, LGR6
1171	Scott Sullivan, 40	CA	31:13:32	1999		1231	Jeffrey Tincher, 37	IN	31:28:12	1993	
1172	Conrad Daniel, 52	CA	31:14:05	2000		1232	Bruce Purdy, 36	MI	31:28:13	1993	
1173	Scott Parker, 37	AL	31:14:06	2001		1233	Rod Barnes, 43	CA	31:28:19	1991	
1174	Bob Szekeresh, 46	CA	31:14:14	1993		1234	Philip Pierce, 53	MA	31:28:50	1994	
1175	Marty Coffey, 41	CA	31:15:36	1991		1235	Ernest Stolen, 58	AK	31:29:08	2007	
1176	Lou Peyton, 45	AR	31:15:36	1989	W4	1236	Todd Leatherwood, 32	TX	31:29:39	2000	
1177	Victoria DeVita, 47	CA	31:16:01	2000		1237	Vilma Mejia, 40	CA	31:30:05	1991	
1178	Paul Stofko, 24	AZ	31:16:16	2000		1238	Robert Adjemian, 52	CA	31:30:08	1999	
1179	Bozena Maslanka, 32	CA	31:17:12	1999		1239	Bob Szekeresh, 50	CA	31:30:19	1997	
1180	Floyd Whiting, 51	NV	31:17:13	1992	W4, LGR5	1240	Damon Collier, 31	AR	31:30:20	1997	
1181	Richard Buck, 41	CA	31:17:21	1987		1241	Mike Palmer, 48	CA	31:30:24	2001	
1182	Joe Magruder, 55	CA	31:17:24	2001		1242	Charlie Chandonia, 56	TX	31:30:34	1997	
1183	Garry Curry, 44	CO	31:17:25	1998		1243	Bert Meyer, 52	CT	31:30:59	1997	
1184	Ed Demoney, 42	VA	31:17:25	1987		1244	Mona Gutierrez, 42	CA	31:31:06	2004	
1185	Gordon Hubbard, 52	CA	31:17:40	1991		1245	Skip Bailey, 41	CA	31:31:08	1993	
1186	Thierry Poupard, 45	FRA	31:18:06	1999		1246	Mike Palmer, 49	CA	31:31:12	2003	
1187	Dan Harshburger, 44	CA	31:18:55	1991		1247	Mike Stephens, 41	CA	31:31:23	1999	
1188	William Gilli, 38	AR	31:19:03	1995		1248	Bill Sublett, 43	VA	31:31:24	2000	
1189	Wayne Mandelbaum, 52	CA	31:19:24	2007		1249	Damon Collier, 35	CA	31:31:30	2001	
1190	Shannon Lyons, 54	CA	31:20:20	1998	Buffalo	1250	George Velasco, 45	CA	31:31:46	1998	
1191	Howie Stern, 37	CA	31:20:24	2007		1251	Bill Dickey, 49	CA	31:31:55	1988	
1192	Kenneth Tannehill, 45	CA	31:20:30	2006		1252	Frank Pitts, 57	CA	31:32:00	1988	
1193	Mike Palmer, 47	CA	31:20:39	2000		1253	Jeff Hagen, 45	CA	31:32:30	1992	
1194	Richard Lawrence, 32	CA	31:21:28	1994		1254	Frederick Riemer, 45	UT	31:32:30	1992	W4
1195	Kevin Lutz, 46	CA	31:21:36	2003		1255	Michael Britt, 49	WA	31:32:52	2000	
1196	Barbara Miller, 46	CA	31:21:55	1991	W4	1256	Michael Britt, 49	WA	31:32:52	2000	
1197	Dave Damas, 45	CA	31:22:00	1993		1257	Elena Sherman, 45	CA	31:33:50	1998	
1198	Bob Cox, 47	NV	31:22:03	1989		1258	Elena Sherman, 45	CA	31:33:50	1998	
1199	Burgess Harmer, 47	NV	31:22:03	1989		1259	Bob Ulloa, 52	CA	31:34:24	2001	
1200	David Emmons, 39	CA	31:22:11	1996		1260	Duke Bartoo, 49	CA	31:34:30	2001	
1201	Jason Hodde, 27	IN	31:22:19	1997	W4, LGR6	1261	George Velasco, 42	CA	31:34:42	1995	
1202	Scott Sullivan, 44	CA	31:22:24	2003		1262	David Harris, 45	CA	31:34:44	1998	
1203	Barbara Miller, 49	CA	31:23:15	1993		1263	Brent Speers, 47	CA	31:35:06	2005	
1204	Janice O'Grady, 47	CA	31:23:28	1996		1264	Mitchell Rossman,	MN	31:35:41	1999	
1205	Henry Canales, 44	CA	31:23:31	1990		1265	Larry Kelly, 37	CA	31:35:46	1997	
1206	R. C. Pruitt, 38	CA	31:23:31	1990		1266	Jeff Stevenson, 51	CA	31:36:01	1997	
1207	Jeanine Carlson, 46	MA	31:23:35	2000		1267	Paul Walczak, 43	VA	31:36:39	1999	
1208	Robert Longwell, 57	CA	31:23:46	1996		1268	John Strom, 49	NY	31:36:55	1989	
1209	Helen Klein, 66	CA	31:24:02	1989	W4	1269	Stuart Gleman, 49	FL	31:37:15	1994	



Lauren Cepeda, finish line 1998



John Price (r), 2007




Catra Corbett & Xy Weiss, 2005

Rank	Name	Home	Time	Year	Award	Rank	Name	Home	Time	Year	Award
1270	Curtis B. Davis, 38	CA	31:37:30	2003		1330	Brad Holderman, 36	CA	31:50:02	1998	
1271	Catra Corbett, 36	CA	31:37:36	2001		1331	Todd Leigh, 58	CA	31:50:04	2000	
1272	Scott Willis, 26	CA	31:38:07	1988		1332	Elijah Liao, 35	CA	31:50:14	2007	
1273	Adrian Crane, 36	CA	31:38:24	1991		1333	Sarah Spelt, 41	CA	31:50:33	2000	
1274	Karen Powers, 45	WY	31:38:48	1995		1334	Gary Holloway, 35	ID	31:50:34	1997	W4
1275	Gordon Hubbard, 51	CA	31:38:57	1990		1335	Gary Miller, 60	CA	31:50:34	1997	
1276	Stan Zychowski, 52	CO	31:39:11	2000		1336	David Saine, 48	CA	31:50:34	1997	
1277	Scott Parker, 36	AZ	31:39:22	2000		1337	Raymond Solis, 41	CA	31:51:07	1997	
1278	Lorraine Sorensen, 53	CA	31:39:24	2003	Buffalo	1338	Michael Kogutek, 57	CA	31:51:14	2006	
1279	Terry Cammack, 43	CA	31:39:25	1989		1339	John Radich, 52	CA	31:52:00	2006	
1280	Mary Kathleen Barry, 40	CA	31:39:27	1998		1340	Scott Willis, 25	CA	31:52:07	1987	
1281	Lee Jebian, 57	CA	31:39:39	1998		1341	Allan Kaplan, 42	CA	31:52:12	1997	
1282	Albert Miller, 35	OR	31:39:42	1989		1342	Dick Collins, 58	CA	31:52:29	1991	
1283	Alan Nozaki, 35	HI	31:39:54	1990		1343	Gary Waldsmith, 50	CA	31:52:29	1991	
1284	Fernand Michaud, 56	NV	31:40:18	1999		1344	Marc Greenberg, 36	WA	31:52:43	1987	
1285	Kevin Cassidy, 33	AUS	31:40:29	1993		1345	Rick Van Hoorne, 52	CA	31:52:43	1987	
1286	Catra Corbett-McNeely, 38	CA	31:40:30	2003		1346	Byron Melendy, 48	CA	31:53:04	1989	
1287	Bill Roeh, 49	CA	31:40:34	1994		1347	David Gribble, 31	NV	31:53:12	2007	
1288	Daniel Wilson, 49	CO	31:40:46	2007		1348	Tom Gallagher, 42	NV	31:53:15	1999	
1289	Hans-Dieter Weisshaar, 66	GER	31:41:02	2006	Rams Head	1349	Jeff Swan, 30	CA	31:53:21	2007	
1290	Kyong Martin, 49	CA	31:41:18	2004		1350	Sam Voltaggio, 49	TX	31:53:25	2000	
1291	Larry Decker, 45	GA	31:41:24	1992		1351	Rick Kelley, 51	AZ	31:53:35	2001	
1292	Barbara Ann Elia, 52	CA	31:41:29	1997	Buffalo	1352	Robert Davidson, 34	AZ	31:53:41	1989	
1293	Thomas Dill, 47	CA	31:41:41	1992		1353	Paul DiMarco, 45	TX	31:54:06	1999	
1294	Joey Ann Kimball, 22	CA	31:42:12	1999		1354	Phil Wright, 55	CA	31:54:10	1999	
1295	Fred Abramowitz, 54	CO	31:42:19	2006		1355	Frank Pitts, 66	CA	31:54:16	1997	
1296	Mike Palmer, 45	CA	31:43:05	1999		1356	Claudia Newsome, 40	CA	31:54:25	1990	
1297	Terri Hayes, 47	NV	31:43:07	1990		1357	Frank Pitts, 68	CA	31:54:29	1999	
1298	Steve Harvey, 49	CA	31:43:10	1993		1358	Matt Palocsay, 22	CA	31:54:34	1999	
1299	Carrie Burrous, 26	CA	31:43:16	1995		1359	John Fries, 50	CA	31:55:52	2007	
1300	Jess Heroux,	CDN	31:43:54	1992		1360	Jeannie Wood, 35	CA	31:56:00	1986	
1301	Bill Gebbie, 44	CA	31:44:06	1987		1361	William Maida, 37	CA	31:56:04	1988	
1302	Manuel G. Garcia, 54	CA	31:44:12	2003		1362	Jeff Brettler, 44	CA	31:56:18	2005	
1303	Terri Hayes, 48	NV	31:44:25	1991		1363	Gerald Reichert, 41	ND	31:56:27	1995	
1304	Sarah Spelt, 45	CA	31:44:30	2004		1364	Tom Geha, 40	CA	31:56:50	2007	
1305	Jack Slater, 48	CA	31:44:58	1995	Eagle	1365	Brian Elliott, 42	CA	31:57:12	1995	
1306	Tommy Gallagher, 47	NV	31:45:00	2004		1366	Dan Harshburger, 43	CA	31:58:23	1990	
1307	Georgia Gibbon, 36	CA	31:45:00	2005		1367	Booth Hartley, 45	CA	31:58:43	1987	
1308	Marc Greenberg, 40	WA	31:45:00	1991		1368	Bill Braun, 51	CA	31:59:02	1999	
1309	Donald Matthias, 55	CA	31:45:05	1991		1369	Ben Anella, 52	CA	31:59:16	1997	
1310	Jonathan Gunderson, 27	CA	31:45:06	2005		1370	Ronda Sundermeier, 34	OR	31:59:36	2001	
1311	Mike Stephens, 45	CA	31:45:12	2005		1371	Vilma Mejia, 44	CA	31:59:50	1995	
1312	Michael DelaRosa, 44	CA	31:45:31	1991		1372	Gary Wright, 47	WA	32:00:03	1998	
1313	Bill Mack, 40	CA	31:45:41	1993		1373	Matthew Kavanaugh, 41	CA	32:00:15	1998	
1314	Tom Gallagher, 41	NV	31:45:50	1998		1374	Nadia Costa, 32	CA	32:00:24	2003	
1315	Frank Pitts, 59	CA	31:45:56	1990		1375	Wendy Young, 47	CA	32:00:24	2003	
1316	Robert Josephs, 42	CA	31:47:16	1997		1376	John Eugster, 49	NV	32:00:59	1999	
1317	Mike Stephens, 43	CA	31:47:24	2001		1377	Larry Davidson, 42	NV	32:01:10	1989	
1318	Eugene Trahern, 42	OR	31:47:36	2005		1378	Stan Zychowski, 48	WY	32:01:17	1996	
1319	Xy Weiss, 44	CA	31:47:36	2005		1379	Rob Hacker, 46	CO	32:01:30	2006	
1320	Bill Matella, 39	CA	31:47:52	1987		1380	Mark Jacob, 47	CA	32:01:30	2006	
1321	Julia Bramer, 36	CA	31:48:05	2000		1381	Larry Hall, 49	IL	32:02:12	2003	
1322	Stan Zychowski, 46	CA	31:48:07	1994		1382	John Strom, 45	NY	32:02:13	1987	
1323	Marie Boyd, 47	CA	31:48:08	1995		1383	Saralie Liner-Jigamian, 35	CA	32:02:24	1987	
1324	Charlie Murdach, 34	CA	31:48:30	2003		1384	Glen Williams, 26	CA	32:02:24	1987	
1325	Rick Bearden, 50	CA	31:49:09	2007		1385	Jay Dobrowski, 28	CA	32:02:35	2007	
1326	Garry Curry, 51	CO	31:49:12	2005		1386	Dan Bratches, 35	ME	32:03:24	2003	
1327	David Jones, 51	CA	31:49:17	1999		1387	PJ Salmonson, 43	HI	32:03:53	1990	
1328	Russ Gamble, 41	CA	31:49:55	1991		1388	Stan Zychowski, 43	CA	32:04:04	1991	
1329	John Radich, 49	CA	31:50:00	2003		1389	Caroline Spencer, 38	WI	32:04:15	2000	





Duke Bartoo: 1st buckle in 7 finishes, 1999



Oswaldo Nava Lopez and pacer (l), 2007



Scott Jurek, 1999

Rank	Name	Home	Time	Year	Award	Rank	Name	Home	Time	Year	Award
1390	Mark Wood, 44	WI	32:04:16	2000		1449	Norman Richardson, 50	MA	32:19:24	2005	
1391	Tracy Thomas, 38	CA	32:04:45	1999		1450	Peter Louis Goren, 18	CA	32:19:24	2001	
1392	David Penny, 32	CA	32:05:04	1995		1451	Lee Schmidt, 52	CA	32:19:43	1991	
1393	Mori Hannemann, 36	CA	32:05:12	2001		1452	Tom Weigt, 48	MN	32:20:13	2000	
1394	Marli Cline, 32	CA	32:05:18	2001		1453	Lou Bello, 37	MN	32:20:14	2000	
1395	Phil Shattuck, 44	CA	32:06:02	1988		1454	Loren Leonard, 61	CA	32:20:26	1990	
1396	Scott Sullivan, 39	CA	32:06:10	1998		1455	Milo Lewis, 39	CA	32:20:33	1991	
1397	Henry Canales, 46	CA	32:06:16	1988		1456	Steve Cassell, 40	NV	32:20:59	1989	
1398	H.E. Foster, 46	CA	32:06:16	1988		1457	J. R. Young, 44	CA	32:21:00	2003	
1399	Frank Pitts, 63	CA	32:07:00	1994		1458	Chuck Haraway, 44	CO	32:21:17	1992	
1400	Robert Kellogg, 53	MN	32:07:09	1996		1459	Allan Kaplan, 41	CA	32:21:18	1996	
1401	Loren Leonard, 62	CA	32:07:09	1991		1460	Bertha Marineo, 52	CA	32:21:31	1998	W4
1402	Kathy Maynard, 44	CA	32:07:09	1991		1461	Julia Bramer, 35	CA	32:22:02	1999	
1403	Tom Weigt, 44	MN	32:07:09	1996		1462	Thomas Murphy, 24	CA	32:22:06	1994	
1404	Stefan Schlett, 38	GER	32:08:14	2000		1463	Larry Decker, 44	GA	32:22:52	1991	
1405	Blakley Hume, 21	CA	32:08:29	1995		1464	Rick Kelley, 48	AZ	32:22:56	1998	
1406	Carl Yates, 64	CA	32:08:30	1991		1465	Hartmut Frenzel, 37	CA	32:23:18	2005	
1407	Eric Kajiwara, 56	CA	32:08:36	2003		1466	John Marshall, 52	CA	32:23:28	1989	
1408	James Hamilton, 53	CA	32:08:53	1996		1467	Michael Bur, 35	MD	32:23:30	2000	
1409	Bill Harns, 44	CA	32:09:14	1990		1468	Hal Chiasson, 64	CA	32:23:50	2007	
1410	Ben Gaetos, 50	CA	32:10:10	2007		1469	Anstr Davidson, 51	VA	32:24:03	1996	
1411	Charlie Mercer, 33	CA	32:10:30	2003		1470	Robert Adjemian, 47	CA	32:24:04	1994	
1412	Dennis Koors, 35	CA	32:10:48	2007		1471	Clement Choy, 52	CA	32:24:15	1999	
1413	Gordon Hubbard, 47	CA	32:11:00	1986		1472	Robert Andruilis, 38	AZ	32:24:19	2006	
1414	Bob King, 44	CA	32:11:00	1986		1473	Daniel Lovell, 34	CA	32:24:37	2000	
1415	Jack Nosco, 35	CA	32:11:09	1987		1474	Larry Mann, 36	CA	32:24:38	2000	
1416	Carmela Layson, 37	CA	32:11:32	2007		1475	Ray Gruenewald, 41	WA	32:25:36	2001	
1417	Sandra Sanger, 37	CA	32:11:35	2007		1476	Margaret Smit, 34	MT	32:25:50	1989	
1418	Robert Tuller, 26	CA	32:11:55	1990		1477	Vicki DeVita, 50	CA	32:26:06	2003	
1419	Frederick Davis III, 52	OH	32:12:18	2000		1478	Joe Sheehy, 52	CA	32:26:11	2000	
1420	Ted McDonald, 42	CA	32:12:20	2006		1479	Tommy Gallagher, 48	NV	32:26:16	2005	
1421	Stan Zychowski, 44	CA	32:12:35	1992		1480	Nancy Shura, 51	CA	32:26:30	2001	
1422	David Turner, 30	CA	32:12:46	1991		1481	Richard Bellante, 42	CA	32:26:47	1994	Buffalo
1423	Bill Andrews, 46	CA	32:13:11	1998	W4, LGR6	1482	Mary Lou Pentasuglio, 41	CA	32:26:52	1995	
1424	Ana Braga-Levagg, 47	CA	32:13:28	2007		1483	Robert Karwasky, 31	CA	32:27:00	1986	
1425	Michael Vavrin, 24	CA	32:13:30	1997		1484	Linda Dewees, 49	CA	32:27:15	2006	
1426	Scott Sullivan, 45	CA	32:14:24	2004		1485	Booth Hartley, 46	CA	32:27:32	1988	
1427	Wayne Kocher, 62	NV	32:14:27	1999		1486	Gary Wright, 46	WA	32:27:34	1997	
1428	Raymond Solis, 38	CA	32:14:33	1994		1487	Thomas O'Neal, 41	CA	32:27:45	1986	
1429	Gary Zicker, 45	NV	32:14:54	1996		1488	A. J. Shaka, 40	CA	32:27:49	1998	
1430	Robert Baird, 44	CA	32:15:00	2005		1489	Barry Shaka, 36	CA	32:27:49	1998	
1431	Terry Eckenwiler, 36	CA	32:15:11	1994		1490	Ed Arasim, 54	CA	32:28:00	1994	
1432	Randy Klassen, 48	CA	32:15:24	2001		1491	Paul Schmidt, 42	CA	32:28:00	1994	
1433	David Emmons, 37	CA	32:15:31	1994		1492	Bill Harns, 54	CA	32:28:03	2000	
1434	Marc Greenberg, 45	WA	32:15:37	1996		1493	Milo Lewis, 35	CA	32:28:08	1988	
1435	Thomas Harry, 49	CA	32:16:00	2004		1494	Karlheinz Kobus, 37	GR	32:28:18	2003	
1436	Mike Palmer, 53	CA	32:16:01	2006		1495	John Ingro, 55	CA	32:28:51	1989	
1437	Bob Norton, 53	CA	32:16:11	1991		1496	Bert Meyer, 49	CT	32:29:53	1994	
1438	Mark Ryne, 52	CA	32:16:22	2006		1497	Tim Sheedy, 54	CA	32:30:06	2003	
1439	Eric Kajiwara, 52	CA	32:16:31	1999		1498	Bill Harns, 53	CA	32:30:29	1999	
1440	Rick Miller, 44	CA	32:16:31	1999		1499	Stuart Sorensen, 56	CA	32:30:30	2001	
1441	Patricia Hall, 41	VA	32:17:02	1998		1500	Greg Minter, 38	CA	32:31:39	1999	
1442	Larry Mann, 37	CA	32:17:06	2001		1501	Fred Pollard, 65	CA	32:32:06	2004	
1443	Steve McRae, 47	CA	32:17:20	1998		1502	Shannon Farar-Griever, 44	CA	32:33:06	2005	
1444	Lora Zagnoli, 38	CA	32:18:23	2000		1503	Hans-Dieter Weisshaar, 65	GER	32:33:06	2005	
1445	Gary Wright, 41	WA	32:18:35	1992		1504	Vanessa Jones, 42	CA	32:33:24	2004	
1446	Glen Zirbel, 59	CA	32:18:44	1990	LGR5	1505	Wendy Young, 50	CA	32:33:35	2006	
1447	Mark Wieneke, 54	CA	32:19:18	2005		1506	Kathy Hamilton, 43	CA	32:33:53	1993	
1448	Andy Kumeda, 37	CA	32:19:24	2005		1507	Lee Schmidt, 54	CA	32:33:54	1993	

Finishers by Rank



Honey Albrecht, 2007



Louis Paciello, 2000



Carlos Banderas, 1997, Buck

Rank	Name	Home	Time	Year	Award	Rank	Name	Home	Time	Year	Award
1508	Joe Florio, 40	CA	32:34:09	2000		1544	George Velasco, 47	CA	32:42:03	2000	
1509	Leroy Sena, 43	CA	32:34:16	1997		1545	Tony Farinella, 50	CA	32:42:16	1991	
1510	Robert Andrulis, 37	AZ	32:34:18	2005		1546	Damon Dockstader, 23	TX	32:42:35	1991	
1511	Joseph Franko, 50	CA	32:34:18	1995		1547	Dong Ngo, 51	FL	32:42:43	1989	
1512	Jeff Washburn, 49	MA	32:34:18	1999		1548	Wendell Robison, 45	WY	32:42:55	1997	
1513	Dixie Madsen, 58	CA	32:34:21	1995	LGR6	1549	Tommy Gallagher, 50	NV	32:43:26	2007	
1514	Bill Harns, 52	CA	32:34:23	1998		1550	Jim Ingalls, 47	IN	32:43:29	1992	W4, Eagle
1515	Tony Jankowski, 44	CA	32:34:31	1997		1551	Garry Curry, 34	CA	32:43:35	1988	W4, LGR5
1516	Bonnelle Murphy, 49	CA	32:34:51	1997		1552	Conn Allen Day, 29	IN	32:43:35	1988	
1517	David Harris, 44	CA	32:35:00	1997		1553	Ross Zimmerman, 39	AZ	32:44:42	1992	
1518	John Rhodes, 55	NV	32:35:06	2003		1554	Kurt Lund, 40	CA	32:45:00	1991	
1519	Terry Rhodes, 47	NV	32:35:06	2003		1555	Wes Barrett, 55	CA	32:45:12	1991	
1520	Gary Zicker, 40	NV	32:35:12	1991		1556	Kenneth Hubbard, 56	VA	32:45:18	2003	
1521	Michael Landa, 27	CA	32:35:28	2006		1557	Jeffery Su, 43	CA	32:45:26	2006	
1522	Tracie Essick, 34	CA	32:35:49	1995		1558	Joe Pospichal, 37	CA	32:45:27	2000	
1523	Mike Stephens, 48	CA	32:36:22	2006		1559	Brian Poepfel, 44	MN	32:45:49	1999	
1524	Gary Wright, 49	WA	32:36:43	2000		1560	Leon Draxler, 57	WA	32:45:54	1999	
1525	Fred Holmes, 60	TX	32:36:46	1997		1561	George Velasco, 40	CA	32:46:10	1993	LGR6
1526	Joanie Mathieson, 45	CA	32:36:50	1991		1562	Michael Bur, 38	MD	32:50:18	2003	
1527	Jerry Armstrong, 30	CA	32:37:02	2007		1563	Roy Warner, 31	CA	32:50:30	1990	LGR6
1528	Jeffery Su, 41	CA	32:37:18	2004		1564	George Velasco, 44	CA	32:50:40	1997	
1529	Robert Adjemian, 57	CA	32:37:24	2004		1565	Dimitri Kieffer, 33	WA	32:50:44	1999	
1530	George Velasco, 54	CA	32:37:50	2007		1566	Dale Coats, 61	CA	32:51:00	1999	
1531	Diana Rush, 47	CA	32:38:06	2007		1567	Jeff Mikesell, 38	AZ	32:51:49	1999	
1532	Tom Janzen, 54	CA	32:38:34	2006		1568	Mark Ryne, 50	CA	32:52:18	2004	
1533	John Squires,	CA	32:38:44	1987		1569	George Velasco, 46	CA	32:52:22	1999	
1534	Robin Hale, 40	CA	32:39:14	1992		1570	Gordon Hubbard, 53	CA	32:52:33	1992	
1535	Raymond Villeneuve, 39	CDN	32:39:16	1993		1571	Gary Wright, 37	WA	32:52:46	1988	
1536	Mike Campbell, 40	CA	32:39:40	1994		1572	Maureen McGrath, 30	CA	32:53:18	1992	
1537	Joseph Franko, 42	CA	32:40:23	1988		1573	Michael Siltman, 37	IL	32:57:34	2006	
1538	Suzi Clark, 41	CA	32:40:56	1988							
1539	Mike Palmer, 42	CA	32:41:30	1995							
1540	Bill Matella, 41	CA	32:41:47	1989							
1541	Allan Kaplan, 37	CA	32:41:48	1992							
1542	Ben Benjamin, 60	OR	32:41:48	2007							
1543	Phil Rosenstein, 37	WI	32:41:53	2007							



Robert Baird (2005).



Jim Rustvoldt, 2007



Dean Karnazes, 2003



Jana Gustman and Jennifer Johnston, 2001



Mike Dimkich, 2001



Sharlene Cadwallader, 1999

A		
Abramowitz, Fred, 54	CO	31:42:19 2006
Adams, David, 41	WY	23:45:10 1993
Adams, Richard, 51	CA	31:06:52 1994
Adams, Richard, 52	CA	28:41:57 1995
Adjemian, Robert, 40	CA	30:45:51 1987
Adjemian, Robert, 45	CA	30:30:45 1992
Adjemian, Robert, 46	CA	28:49:28 1993
Adjemian, Robert, 47	CA	32:24:04 1994
Adjemian, Robert, 50	CA	31:26:03 1997
Adjemian, Robert, 52	CA	31:30:08 1999
Adjemian, Robert, 57	CA	32:37:24 2004
Akiyama, Paul, 49	CA	29:33:42 1993
Akiyama, Paul, 50	NV	29:15:43 1994 W4
Akiyama, Paul, 51	NV	28:10:56 1995
Akiyama, Paul, 53	NV	29:51:26 1997
Albert, Norm, 31	CA	29:42:53 1988
Albert, Norm, 40	CA	29:56:36 1997
Albert, Norm, 42	CA	31:27:22 1999
Albrecht, Honey, 48	AZ	27:39:08 2007 Rhino
Allen, Lisa, 33	CO	30:32:49 1997
Allen, Rocky, 29	CA	27:08:12 2006
Allen, Rocky, 30	CA	23:44:44 2007
Allison, Walter, 35	CA	23:38:34 1990
Anderson, Jay, 43	CA	31:24:50 1999
Anderson, Jay, 44	CA	30:43:09 2000
Anderson, Jay, 48	CA	26:42:12 2004
Anderson, Jay, 50	CA	29:31:10 2006
Anderson, Maggie, 43	NZ	28:23:27 1995
Andrews, Michael, 43	CA	28:59:56 1989
Andrews, Bill, 46	CA	32:13:11 1998 W4, LGR6
Andrieux, Marc, 45	FRA	28:00:30 2001
Andrulis, Robert, 37	AZ	32:34:18 2005
Andrulis, Robert, 38	AZ	32:24:19 2006
Anella, Ben, 52	CA	31:59:16 1997
Angle, Justin, 33	WA	20:38:50 2007
Ankeney, Bobb, 50	CA	30:44:36 2003
Antholine, Bill, 28	AZ	30:08:20 1997
Apt, Kirk, 33	CO	22:55:34 1995
Arasim, Ed, 54	CA	32:28:00 1994
Arceo, Rafael, 31	CA	27:40:37 1999
Arceo, Rafael, 33	CA	26:24:30 2001
Arceo, Rafael, 35	CA	24:37:18 2003
Arceo, Rafael, 37	CA	29:00:06 2005
Arceo, Rafael, 38	CA	25:14:28 2006
Armstrong, Jerry, 30	CA	32:37:02 2007
Arndt, Jeff, 46	AK	29:06:33 1999
Arndt, Jeff, 47	AK	25:34:51 2000
Arndt, Jeff, 48	AK	25:06:30 2001
Arndt, Jeff, 51	AK	25:20:24 2004
Arnold, Hap, 52	CA	29:51:00 1986
Askew, Deborah, 41	CA	26:09:15 1999 Rhino
Atlas, Dave, 33	MT	21:56:13 1992
Ayres, Ed, 48	CT	29:48:32 1990
B		
Bachani, Bob, 48	AZ	29:41:06 2003
Baehre, Susan, 42	VA	29:39:18 2001
Bahr, Tracy, 31	OR	25:41:12 2003 Cougar
Bahr, Tracy, 32	OR	26:20:30 2005 Cougar
Bailey, Skip, 41	CA	31:31:08 1993
Baird, Robert, 44	CA	32:15:00 2005
Baker, Ernie, 49	CA	30:04:00 1986
Balch, Vincent, 41	CA	24:42:02 1997
Ball, Tim, 32	CA	26:02:04 1991
Balsley, David, 42	NY	22:22:35 1989
Banderas, Carlos, 43	CA	22:59:25 1994
Banderas, Carlos, 45	CA	23:06:42 1995
Banderas, Carlos, 47	CA	22:45:05 1997 8pt Buck
Banderas, Carlos, 48	CA	21:53:52 1998
Banderas, Carlos, 50	CA	22:05:48 2000 8pt Buck
Bandur, John, 48	WA	24:04:00 1986
Bandur, John, 51	WA	26:03:20 1989
Bardessono, Leslie, 44	CA	28:51:35 2006
Barger, Dan, 21	CA	27:59:00 1986
Barger, Dan, 23	CA	23:07:31 1988
Barger, Dan, 25	CA	21:35:20 1990
Barger, Dan, 29	CA	25:06:08 1994
Barker, Leland, 39	UT	20:30:26 1997
Barnes, Rod, 43	CA	31:28:19 1991
Barr, Robert, 48	CA	31:08:30 2003
Barrett, Wes, 55	CA	32:45:12 1991
Barry, Mary Kathleen, 40	CA	31:39:27 1998
Barry, Mary Kathleen, 40	CA	30:35:14 1999
Bartoo, Duke, 43	CA	30:55:19 1995
Bartoo, Duke, 44	CA	28:48:26 1996
Bartoo, Duke, 45	CA	26:43:41 1997
Bartoo, Duke, 46	CA	29:14:06 1998
Bartoo, Duke, 47	CA	23:34:02 1999
Bartoo, Duke, 48	CA	27:07:06 2000
Bartoo, Duke, 49	CA	31:34:30 2001
Bassett, Nick, 50	WY	24:56:49 1995 Buffalo
Bassett, Nick, 52	WY	26:23:10 1997
Beach, Bob, 42	CA	29:49:00 1986
Bearden, Rick, 50	CA	31:49:09 2007
Beaulieu, Moe, 46	CA	26:40:46 1990
Beech, George, 41	CO	24:50:02 1991
Bell, Ray, 44	FL	23:27:27 1988 W4
Bellante, Richard, 36	CA	29:37:17 1988
Bellante, Richard, 42	CA	32:26:47 1994 Buffalo
Bello, Lou, 37	MN	32:20:14 2000
Bender, Jeff, 31	CA	28:48:35 1993
Bender, Jeff, 32	CA	28:23:22 1994
Benjamin, Ben, 60	OR	32:41:48 2007
Bermudez, Ofelia, 40	CA	27:21:27 1996
Berry, Kathy, 41	CA	29:51:24 1991
Betts, Kellen, 22	CA	24:28:06 2004
Bien, Rod, 31	OR	27:13:18 2003
Blinn, Jerry, 42	CA	26:43:27 1989
Bloom, Jerry, 50	CA	30:17:12 2003
Bloom, Jerry, 51	CA	30:18:30 2004
Bogenhuber, Alfred, 48	CA	22:31:05 1988
Bogenhuber, Edith, 46	CA	25:23:37 1990
Bogenhuber, Edith, 47	CA	24:31:04 1991
Bogenhuber, Edith, 48	CA	28:24:05 1992
Bogges, Edward, 39	CO	24:59:58 1997
Bogges, Edward, 41	CO	26:21:52 1999 LGR6
Bon, Suzanna, 43	CA	22:00:15 2007 Ram
Bonnett-Castillo, Paul, 38	AZ	27:24:48 1999
Boyd, Marie, 47	CA	31:48:08 1995
Braga-Levagg, Ana, 47	CA	32:13:28 2007
Brainard, Dick, 44	MA	21:56:06 1989
Bramer, Julia, 35	CA	32:22:02 1999
Bramer, Julia, 36	CA	31:48:05 2000
Brana, Suzanne, 40	CA	27:04:20 1998 Cougar
Brana, Suzanne, 41	CA	23:08:47 1999 Cougar
Bratches, Dan, 35	ME	32:03:24 2003
Braun, Bill, 51	CA	31:59:02 1999
Braun, Paul, 34	CA	27:13:45 1996
Brenden, Dan, 54	AZ	27:02:12 2005 LGR6
Brenden, Dan, 55	AZ	26:53:16 2006
Brenden, Dan, 56	AZ	28:02:46 2007 LGR6
Brettler, Jeff, 44	CA	31:56:18 2005
Britcliffe, Kathy, 33	CA	26:30:55 1988 G/S Buckle
Britcliffe, Kathy, 34	CA	22:36:57 1989
Britt, Michael, 49	WA	31:17:21 2000
Britt, Michael, 49	WA	31:32:52 2000
Bruell, Harry, 37	CO	26:16:11 2006
Buck, Richard, 41	CA	31:17:21 1987
Buck, Richard, 42	CA	28:33:43 1988
Buck, Richard, 43	CA	27:22:25 1989
Buck, Richard, 45	CA	30:49:23 1991
Bunton, Stacey, 40	OR	27:17:06 2003 Rhino
Bunton, Stacey, 43	OR	24:10:28 2006 Cougar
Bunton, Stacey, 44	OR	24:57:45 2007 Cougar
Bur, Michael, 35	MD	32:23:30 2000
Bur, Michael, 38	MD	32:50:18 2003
Burke, Mike, 56	OR	26:54:18 2006
Burrous, Carrie, 26	CA	31:43:16 1995
Bursey, Allen, 40	CA	30:06:00 2005
Buzik, Ivan, 55	CA	29:34:17 1999
Buzik, Ivan, 56	CA	27:16:47 2000
Byrne, Rob, 43	CA	26:54:06 2001
C		
Cadwallader, Sharlene, 50	CA	29:35:19 1999 Buffalo
Cain, Rob, 53	OR	25:48:25 2007
Caldwell, Donald, 45	CA	22:27:50 1989
Calvert, Maria, 38	CA	29:04:27 1998
Calvert, Randy, 44	NV	26:58:38 1997
Cammack, Terry, 43	CA	31:39:25 1989
Cammack, Terry, 45	CA	29:30:16 1991
Campbell, Michael, 54	VA	27:35:24 2004
Campbell, Mike, 40	CA	32:39:40 1994
Canales, Henry, 46	CA	32:06:16 1988
Canales, Henry, 44	CA	31:23:31 1990
Canby, John, 22	CA	30:04:18 1996
Cantu, Ruben, 53	CA	29:50:55 1996
Cantu, Ruben, 54	CA	30:46:52 1997
Capewell, Dale, 31	CA	21:04:30 1994
Capron, David, 51	CA	29:14:03 1996
Capron, David, 52	CA	26:56:13 1997
Capron, David, 53	CA	25:33:47 1998
Carlson, Bill, 32	CA	33:12:17 1992
Carlson, Jeanine, 46	MA	31:23:35 2000
Carr, Derrick, 38	VA	24:34:34 1999
Carr, Derrick, 39	VA	22:11:14 2000 10pt Buck
Carswell, Robert, 38	CDN	30:32:01 1994
Carter, Mark, 25	AZ	29:40:27 1999
Cassell, Steve, 40	NV	32:20:59 1989
Cassidy, Kevin, 33	AUS	31:40:29 1993
Castano, Larry, 37	CA	26:46:52 1990
Castano, Larry, 38	CA	27:23:38 1991
Casteran, Rene, 42	OR	26:03:20 1989 W4
Cave, John, 31	CA	23:47:30 1991
Cave, John, 32	WA	22:51:55 1992
Cepeda, Caesar, 37	CA	23:39:41 2000
Cepeda, Lauren, 33	CA	30:42:58 1998
Cepoi, David, 27	CA	27:12:18 1992
Cervantes, Martimiano, 46	CA	21:36:59 1998 8pt Buck
Chamley, Mark, 39	CA	31:07:29 1992



Ted McDonald (r), 2007



Joe Magruder, 2001



Mona Gutierrez, 2003

Chamley, Mark, 42	CA	30:35:31	1995
Chandonia, Charlie, 56	TX	31:30:34	1997
Chang, Jack, 46	CA	30:42:35	2006
Chapman, Tom , 45	OR	30:31:36	2004
Cheese, Tom, 31	CA	22:12:56	1990
Chiasson, Hal, 55	CA	28:17:00	1998
Chiasson, Hal, 57	CA	28:19:00	2000
Chiasson, Hal, 58	CA	27:16:12	2001
Chiasson, Hal, 60	CA	28:38:30	2003
Chiasson, Hal , 61	CA	28:06:18	2004
Chiasson, Hal, 64	CA	32:23:50	2007
Choy, Clement, 52	CA	32:24:15	1999
Christensen, Chris, 35	CA	23:07:48	1992
Christopherson, Wayne, 41	MI	27:28:13	1989
Clapper, Joe, 38	VA	27:34:28	1997
Clark, Suzi, 41	CA	32:40:56	1988
Cline, Marli, 32	CA	32:05:18	2001
Coats, Dale, 61	CA	32:51:00	1999
Coblentz, David, 43	NM	24:43:25	2006
Coffee, Dennis, 38	CA	29:39:00	1986
Coffee, Dennis, 39	CA	30:42:48	1987
Coffey, Marty, 41	CA	31:15:36	1991
Cohen, Herman, 53	CA	30:09:59	1992
Cohen, Howard, 42	CA	28:31:02	2000
Cohen, Howard, 43	CA	31:26:30	2001
Cohn, Alan, 42	CO	30:38:14	1997
Cole, Chris, 23	CA	23:17:00	1986
Cole, Chris, 27	VA	27:54:57	1990
Cole, Chris, 29	CA	30:54:39	1992 W4
Collier, Damon, 31	AR	31:30:20	1997
Collier, Damon, 35	CA	31:31:30	2001
Collier, Damon, 37	CA	28:26:12	2005
Collier, Damon, 40	CA	26:58:13	2006
Collier, Damon Roy, 30	CA	29:47:00	1996
Collins, Dick, 56	CA	28:21:18	1989
Collins, Dick, 57	CA	28:24:34	1990 W4
Collins, Dick, 58	CA	31:52:29	1991
Comar, Louise Elaine, 47	CA	31:27:08	2000
Condron, Barry, 29	CA	28:27:47	1992
Condron, Barry, 30	CA	25:23:42	1993
Condron, Barry, 30	CA	23:44:35	1994
Conover, Lisa, 40	WI	30:09:56	1998
Conover, Lisa, 43	WI	28:20:12	2001
Conover, Lisa, 46	WI	29:21:00	2004
Conover, Lisa, 48	WI	28:20:31	2006
Cooper, Rick, 41	MT	30:06:42	1999
Corbett, Catra, 35	CA	30:06:03	2000
Corbett, Catra, 36	CA	31:37:36	2001
Corbett, Catra, 40	CA	30:45:24	2005 Rhino
Corbett, Catra, 41	CA	30:41:05	2006
Corbett-McNeely, Catra, 38	CA	31:40:30	2003
Corcoran, Devin, 34	CA	27:09:36	2001
Corcoran, Devin, 48	CA	23:53:06	2005 8pt Buck
Corcoran, Devin, 49	CA	23:40:34	2006 8 Pt Buck
Cornell, Gill, 42	CA	27:32:42	1992
Cosmas, Mark, 38	AZ	25:56:30	2005
Costa, Nadia, 32	CA	32:00:24	2003
Coudurier, Bernard, 43	CA	26:16:33	1995
Coudurier, Bernard, 44	CA	23:45:47	1996
Coudurier, Bernard, 45	CA	25:10:38	1997
Coury, Jamil, 22	AZ	23:49:07	2007
Coury, Nick, 19	AZ	23:49:07	2007
Cowdrey, Bob, 50	CA	28:04:42	1994

Cox, Bob, 47	NV	31:22:03	1989
Crane, Adrian, 36	CA	31:38:24	1991
Crawford, Terry, 42	CA	25:57:25	1990
Crites, Kent, 37	CA	23:22:58	1988
Crites, Kent, 43	CA	26:31:13	1994
Cross, Fenton, 53	CA	28:49:41	1997
Cross, Fenton, 54	CA	30:18:59	1998
Cross, Fenton, 56	CA	29:19:27	2000
Cross, Fenton, 57	CA	29:59:06	2001
Cross, Fenton, 59	CA	29:01:06	2003
Cross, Fenton, 62	CA	30:03:06	2006
Cuff, Kermit, 49	CA	27:15:22	2007
Cunniff, Sean, 34	NM	30:58:05	2006
Cunningham, Ron, 50	OR	30:17:08	1998
Curry, Garry, 32	CA	27:59:00	1986
Curry, Garry, 33	CA	23:55:25	1987
Curry, Garry, 34	CA	32:43:35	1988 W4, LGR5
Curry, Garry, 35	CA	26:25:20	1989
Curry, Garry, 36	CO	30:13:50	1990
Curry, Garry, 37	CO	28:05:05	1991
Curry, Garry, 38	CO	30:48:01	1992
Curry, Garry, 39	CO	29:33:15	1993
Curry, Garry, 40	CO	27:04:34	1994
Curry, Garry, 41	CO	28:51:47	1995 Eagle
Curry, Garry, 42	CO	26:14:50	1996
Curry, Garry, 43	CO	28:52:12	1997
Curry, Garry, 44	CO	31:17:25	1998
Curry, Garry, 45	CO	29:03:19	1999
Curry, Garry, 46	CO	30:31:23	2000
Curry, Garry, 47	CO	30:39:06	2001
Curry, Garry, 49	CO	31:25:06	2003
Curry, Garry , 50	CO	29:09:24	2004
Curry, Garry, 51	CO	31:49:12	2005
Curry, Garry, 52	CO	28:24:10	2006
Curry, Garry, 53	CO	28:08:43	2007

<b>D</b>			
Daly, David, 40	CA	26:08:30	2001
Damas, Dave, 43	CA	30:38:41	1991
Damas, Dave, 45	CA	31:22:00	1993
Daniel, Conrad, 52	CA	31:14:05	2000
Davidson, Anstr, 49	VA	30:39:00	1994
Davidson, Anstr, 51	VA	32:24:03	1996
Davidson, Larry, 42	NV	32:01:10	1989
Davidson, Robert, 34	AZ	31:53:41	1989
Davis, Curtis B., 38	CA	31:37:30	2003
Davis, Curtis B., 42	CA	30:24:02	2007
Davis, Lance, 33	CA	22:03:10	1993
Davis III, Frederick, 52	OH	32:12:18	2000
Day, Conn, 31	CO	30:13:50	1990
Day, Conn Allen, 29	IN	32:43:35	1988
de St Paer, Jonathan, 34	CA	29:20:28	2007
Dean, Kevin, 36	CA	19:34:41	2007 Ram
Deaton, Lisa, 43	CA	29:10:46	1996
Decker, Larry, 44	GA	32:22:52	1991
Decker, Larry, 45	GA	31:41:24	1992
DelaRosa, Michael, 44	CA	31:45:31	1991
Demazure, Eric , 44	FRA	28:26:24	2004 SY
Demoney, Ed, 42	VA	31:17:25	1987
Demorest, John, 38	CA	22:31:54	1989
Demorest, John, 42	CA	23:47:32	1993
Dempster, Dan, 47	CA	30:30:08	1994
Dempster, Dan, 48	CA	30:22:45	1995
deSouza, Ferdinand, 35	UT	30:28:45	1988

deSouza, Ferdinand, 36	UT	29:11:11	1989
Develice, Robert, 45	AK	29:06:33	1999
DeVelice, Robert, 46	AK	27:01:55	2000
DeVita, Vicki, 38	CA	23:46:56	1991 G/S Buckle
DeVita, Vicki, 50	CA	32:26:06	2003
DeVita, Victoria, 47	CA	31:16:01	2000
Deweese, Linda, 49	CA	32:27:15	2006
Diamond, Scott, 39	OR	29:59:04	2000
Diaz, Carlos, 45	CA	28:25:36	2001
Dickey, Bill, 49	CA	31:31:55	1988
Dickey, Bill, 51	CA	29:43:03	1990
Dickey, Bill, 53	CA	30:30:21	1992
Dickie, Matthew, 31	CA	30:23:01	2007
Dike, Roger, 63	AK	30:47:48	1990
Dill, Thomas, 47	CA	31:41:41	1992
DiMarco, Paul, 45	TX	31:54:06	1999
Dimkich, Michael, 33	CA	27:42:12	2001
Dimmick, Fred, 38	NY	29:19:19	1995
Dimmick, Fred, 39	NY	28:25:23	1996
Dinger, Eric, 30	AZ	28:18:18	2004
Dobberteen, Dean, 24	CA	27:00:47	1999
Dobberteen, Dean, 32	CA	22:19:33	2007
Dobrowski, Jay, 28	CA	32:02:35	2007
Dockstader, Damon, 23	TX	32:42:35	1991
Doman, Wendell, 44	CA	28:06:06	2003
Donoff, Mick, 52	CD	28:48:56	1996
Dorgan, Jason , 38	WI	30:44:36	2004
Draxler, Leon, 57	WA	32:45:54	1999
Dudney, Gary, 44	CA	30:45:57	1997
Duplessis, Janine, 45	WA	28:55:16	1999 LGR6
Durr, George, 45	CA	31:24:06	1991
Dutfield, Stewart, 36	WA	23:51:42	1991

<b>E</b>			
Earnest, Frank , 53	CA	27:34:36	2004 W4, LGR6
Eastman, Diane, 45	CA	28:31:04	1987
Eckenwiler, Terry, 36	CA	32:15:11	1994
Edmunds, Eric,	CA	29:57:49	1987
Ehlerman, Mike, 34	AZ	31:24:26	1999
Ehman, Rose, 34	CA	29:37:26	1993
Ehret, Stephanie, 43	CO	26:16:11	2006
Ehrhard, Ron, 28	CA	21:47:14	1998
Eidenschink, Chuck, 36	OR	27:27:45	1989
Elam, Linda, 45	CA	26:04:16	1991 W4
Elia, Barbara Ann, 50	CA	29:06:14	1995 Buffalo
Elia, Barbara Ann, 52	CA	31:41:29	1997 Buffalo
Elliott, Brian, 42	CA	31:57:12	1995
Emmons, David, 37	CA	32:15:31	1994
Emmons, David, 39	CA	31:22:11	1996
Englemann, Eb, 51	OR	29:55:08	1993
Englemann, Ed, 51	OR	30:21:42	1993
Eppelman, Scott, 40	TX	26:04:14	2006
Escobar, Luis, 34	CA	27:06:29	1997
Essick, Tracie, 34	CA	32:35:49	1995
Eugster, John, 49	NV	32:00:59	1999

<b>F</b>			
Fabian, Francisco, 48	CA	26:28:38	1999
Fabian, Francisco, 49	CA	26:45:27	2000
Fabian, Francisco, 50	CA	23:55:24	2001
Fabian, Francisco, 54	CA	30:49:06	2005
Falcone, Mark, 48	CA	30:33:30	2005
Fambrough, Larry, 52	CA	28:38:52	1997
Farar-Griever, Shannon, 44	CA	32:33:06	2005
Farinella, Tony, 50	CA	32:42:16	1991



Manuel Garcia, 2003



Norman Richardson, 2005



Gary Hilliard, 2005

Farley, Kenneth, 40	CA	27:20:12	2005
Farr, Brian, 43	CA	25:47:57	2007
Feldman, Alex, 40	ID	23:28:07	1997
Field, Ben, 43	CA	28:51:38	2007
Fingar, Julie, 30	CA	24:53:24	2005 Ram
Finkbeiner, Bill, 36	CA	21:18:28	1992 W4
Finkel, Diana, 31	CO	24:39:06	2003 Ram
Fiorito, Mike, 29	NC	23:48:35	1996
Fisher, Barry, 58	CA	30:20:06	2003
Fisher, Richard, 47	NV	31:02:58	1996
Fisher, Richard, 48	NV	30:20:17	1997
Fitzwater, Loren, 40	CA	28:09:40	1995
Flores, Gabriel, 28	CA	26:33:38	1994
Flores, Gabriel, 29	CA	19:30:36	1995
Flores, Gabriel, 32	CA	22:53:59	1998
Flores, Mario, 40	CA	28:52:12	1990
Flores, Mario, 41	CA	28:49:01	1991
Florio, Joe, 40	CA	32:34:09	2000
Flynt, David, 38	CA	24:40:48	1993
Flynt, David, 38	CA	22:39:30	1994
Flynt, David, 39	CA	22:08:17	1995
Foster, H.E., 46	CA	32:06:16	1988
Franiak, Joe, 30	CA	23:18:49	1991
Franko, Joseph, 42	CA	32:40:23	1988
Franko, Joseph, 43	CA	28:46:35	1989
Franko, Joseph, 44	CA	22:17:51	1990
Franko, Joseph, 45	CA	22:08:07	1991
Franko, Joseph, 46	CA	26:44:34	1992
Franko, Joseph, 47	CA	26:56:38	1993
Franko, Joseph, 50	CA	32:34:18	1995
Freeman, Jimmy, 29	CA	26:27:32	2006
Freeman, Lee, 43	CA	30:33:00	1986
Freeman, Lee, 46	CA	31:25:21	1989
Freeman, Lee, 48	CA	28:32:02	1991
Freeman, Lon, 29	CA	20:38:18	2004
Frenzel, Hartmut, 37	CA	32:23:18	2005
Fries, John, 50	CA	31:55:52	2007
Frye-Kriar, Barbara, 47	FL	26:38:06	2001 W4, Rhino
Fuentes, Frederico, 34	MEX	28:28:12	2004
Fukumoto, Stephen, 37	CA	27:47:01	1987
Fukumoto, Stephen, 38	CA	28:07:01	1988
Fullerton, Jimmy, 49	CA	27:15:36	2003
Fullerton, Jimmy, 50	CA	26:40:23	2004
Fullerton, Jimmy, 51	CA	28:51:00	2005
Fullerton, Jimmy, 52	CA	27:03:17	2006
Furin, Milan, 45	SVK	26:42:22	1995 Ram's Head
Furnish, James, 50	CA	27:18:30	1992
Furtaw, Ed, 43	NV	27:38:52	1991
<b>G</b>			
Gaetos, Ben, 50	CA	32:10:10	2007
Gagarin, Peter, 41	MA	25:19:00	1986
Gagarin, Peter, 44	MA	23:25:11	1989
Galdi, Phil, 36	CA	26:23:00	1986
Gallagher, Tom, 41	NV	31:45:50	1998
Gallagher, Tom, 42	NV	31:53:15	1999
Gallagher, Tom, 43	NV	30:24:37	2000
Gallagher, Tommy, 46	NV	30:15:00	2003
Gallagher, Tommy, 47	NV	31:45:00	2004
Gallagher, Tommy, 48	NV	32:26:16	2005
Gallagher, Tommy, 50	NV	32:43:26	2007
Gallardo, Marc, 31	CA	23:05:46	1996
Gallardo, Marc, 32	CA	24:53:52	1997
Gamble, Russ, 44	CA	29:58:08	1990

Gamble, Russ, 41	CA	31:49:55	1991
Garcia, Manuel G., 54	CA	31:44:12	2003
Gardner, Renne, 38	CA	31:13:17	1996
Garnett, Paul, 38	CA	27:32:00	1986
Gassan, Larry, 36	CA	29:10:44	1991
Gassan, Larry, 38	CA	27:14:20	1993
Gassan, Larry, 41	CA	23:50:04	1996
Gates, Richard, 32	UT	27:57:14	1989
Gates, Richard, 35	UT	26:24:18	1992 W4
Gebbie, Bill, 44	CA	31:44:06	1987
Gebbie, Bill, 46	CA	31:11:09	1989
Geha, Tom, 40	CA	31:56:50	2007
Gensichen, Jim, 38	CA	19:37:13	1987 G/S Buckle
Gensichen, Jim, 39	CA	20:21:49	1988 G/S Buckle
Gersitz, Lorraine, 37	CA	28:42:22	1991
Gibbon, Georgia, 36	CA	31:45:00	2005
Gibbons, Christine, 33	NJ	28:17:25	1995
Gibbons, Wayne, 31	CA	24:58:07	1990
Gibbons, Wayne, 36	NJ	28:17:25	1995
Gill, Jim, 47	CA	29:16:12	2005
Gillespie, Richard, 50	CA	30:17:26	1996
Gilli, William, 32	AR	29:39:44	1989
Gilli, William, 38	AR	31:19:03	1995
Gimbel, Susan, 41	CA	27:22:27	1988
Gimbel, Susan, 43	CA	23:37:05	1990 G/S Buckle
Gimenez, Kim, 40	CA	27:43:06	2004 Rhino
Givens, Bob, 45	TX	29:24:33	1989
Gleman, Michael, 48	FL	31:11:44	1996
Gleman, Stuart, 49	FL	31:37:15	1994
Glinn, Jim, 47	CA	29:02:23	1991
Goetz, Kent, 34	CA	30:41:31	1994
Goggins, David, 32	CA	22:15:19	2007
Gonzalez, Cirildo, 43	MEX	19:37:03	1997 Ram
Gonzalez, Cirildo, 44	MEX	22:20:05	1998
Good, Jim, 46	CA	26:55:06	2004
Goodman, Larry, 33	CA	23:35:48	1990
Goss, Lance, 45	CA	27:01:10	1990
Graney-Kriar, Barbara, 47	CA	25:14:28	2006
Greaves, Martyn, 37	GB	22:30:20	1987
Greco, Ken, 34	AZ	29:32:12	2001
Green, Stephanie, 35	CA	29:10:18	2004
Green, Thomas, 42	MD	23:43:46	1992
Greenbauer, Richard, 37	CA	29:30:30	2004
Greenberg, Marc, 36	WA	31:52:43	1987
Greenberg, Marc, 39	WA	30:52:44	1990
Greenberg, Marc, 40	WA	31:45:00	1991
Greenberg, Marc, 45	WA	32:15:37	1996
Greener, Doug, 35	CA	31:08:50	1998
Greenlaw, Raymond, 39	GA	27:18:41	2000
Greer, John, 37	AZ	30:00:31	1996
Gregg, Michael, 28	CA	23:23:00	1986
Gregorich, Ken, 42	CA	23:17:06	2001
Gribble, David, 31	NV	31:53:12	2007
Grill, Larry, 56	CA	30:08:21	2006
Grobesson, Jay, 32	CA	29:41:06	1993
Grobesson, Jay, 33	CA	26:15:33	1994
Grobesson, Jay, 34	CA	25:32:46	1995
Grobesson, Jay, 35	CA	25:37:25	1996
Grobesson, Jay, 36	CA	23:30:43	1997
Grobesson, Jay, 37	CA	25:38:51	1998 LGR6
Grobesson, Jay, 38	CA	23:18:09	1999
Grobesson, Jay, 40	CA	25:57:18	2001
Grobesson, Jay, 43	CA	24:20:00	2004 2nd Sunrise

Grobesson, Jay, 44	CA	23:29:24	2005 Rhino, Elk
Gruenewald, Ray, 41	WA	32:25:36	2001
Grunt, Cindie, 41	OR	27:35:49	1991
Grunt, Cindie, 43	OR	30:07:53	1993
Grunt, Cindie, 44	OR	29:27:15	1994 LGR6
Gunderson, Jonathan, 27	CA	31:45:06	2005
Gunderson, Jonathan, 29	CA	31:11:52	2007
Gunnarsson, Patrik, 32	CA	22:42:05	1997
Gunnarsson, Patrik, 33	CA	20:57:53	1998
Gustman, Jana, 34	CA	25:55:24	2001 Cougar
Gutierrez, Mona, 42	CA	31:31:06	2004
<b>H</b>			
Hacker, Rob, 46	CO	32:01:30	2006
Hagele, Denny, 44	CA	28:36:37	1988 LGR5
Hagen, Jeff, 45	CA	31:32:30	1992
Hagen, Jeff, 46	CA	26:30:33	1993
Hale, Robin, 40	CA	32:39:14	1992
Hall, Clark, 49	VA	30:04:30	1998
Hall, Larry, 49	IL	32:02:12	2003
Hall, Patricia, 41	VA	32:17:02	1998
Hamalainen, Jussi, 40	CA	22:49:00	1986
Hamalainen, Jussi, 41	FIN	20:15:20	1987
Hamalainen, Jussi, 42	CA	21:05:22	1988
Hamalainen, Jussi, 43	CA	20:31:21	1989
Hamalainen, Jussi, 44	CA	19:31:24	1990 G/S Buckle
Hamalainen, Jussi, 45	CA	20:12:56	1991 G/S Buckle
Hamalainen, Jussi, 46	CA	20:18:05	1992
Hamalainen, Jussi, 47	CA	20:33:25	1993
Hamalainen, Jussi, 48	CA	21:19:46	1994
Hamalainen, Jussi, 49	CA	19:51:26	1995 Rhino, Eagle
Hamalainen, Jussi, 50	CA	21:55:40	1996 Buffalo
Hamalainen, Jussi, 51	CA	21:20:55	1997 Rhino
Hamalainen, Jussi, 52	CA	22:33:46	1998 Buffalo
Hamalainen, Jussi, 53	CA	23:32:52	1999 8pt Buck
Hamalainen, Jussi, 54	FIN	23:27:46	2000 Buffalo
Hamalainen, Jussi, 55	CA	22:56:24	2001
Hamalainen, Jussi, 56	CA	26:04:12	2003 8pt Buck
Hamalainen, Jussi, 58	CA	24:55:06	2004 Buffalo
Hamalainen, Jussi, 59	CA	27:16:18	2005
Hamalainen, Jussi, 60	CA	23:43:11	2006 Buffalo
Hamalainen, Jussi, 61	CA	26:40:19	2007
Hamilton, James, 53	CA	32:08:53	1996
Hamilton, James, 54	CA	30:20:07	1997
Hamilton, James, 56	CA	30:53:29	1999
Hamilton, Kathy, 43	CA	32:33:53	1993
Hamilton, Kathy, 46	CA	30:54:46	1996
Hamilton, Mike, 41	WA	31:26:18	1994
Hamilton, Mike, 43	WA	30:57:11	1996
Hanna, Noel, 31	IRE	23:51:29	1998 Ram's Head
Hannemann, Mori, 36	CA	32:05:12	2001
Haraway, Chuck, 44	CO	32:21:17	1992
Hardin, David, 31	CA	29:15:32	1997
Hardman, Gordon, 38	CO	23:53:00	1989 LGR6
Harlan, Larry, 37	CA	23:53:44	1996
Harlan, Ted, 28	CO	29:03:18	2004
Harmer, Burgess, 47	NV	31:22:03	1989
Harmer, Burgess, 48	NV	27:59:08	1990 W4
Harmer, Burgess, 49	NV	27:48:53	1991 W4, LGR5
Harmer, Burgess, 50	NV	28:26:45	1992 W4, LGR5
Harmer, Burgess, 52	NV	29:16:50	1994 LGR6
Harns, Bill, 44	CA	32:09:14	1990
Harns, Bill, 45	CA	31:07:50	1991
Harns, Bill, 49	CA	30:45:06	1995



Brian Mackenzie, 2007



Robert Andrusis, 2005



Rob McNair, 2000

Harns, Bill, 50	CA	31:24:48	1996
Harns, Bill, 52	CA	32:34:23	1998
Harns, Bill, 53	CA	32:30:29	1999
Harns, Bill, 54	CA	32:28:03	2000
Harris, David, 44	CA	32:35:00	1997
Harris, David, 45	CA	31:34:44	1998
Harris, Robert, 36	CA	31:24:12	2004
Harris, Stephen, 34	CA	21:17:40	1988
Harris, Stephen, 38	CA	21:49:56	1992
Harris, Stephen, 40	CA	21:40:16	1994
Harris, Stephen, 41	CA	20:43:04	1995
Harris, Stephen, 42	CA	22:43:41	1996
Harris, Stephen, 43	CA	21:43:04	1997
Harris, Stephen, 44	CA	21:42:46	1998
Harris, Stephen, 45	CA	24:06:47	1999
Harris, Stephen, 46	CA	26:48:40	2000
Harris, Stephen, 47	CA	25:57:06	2001
Harris, Stephen, 49	CA	28:50:00	2003
Harry, Thomas, 49	CA	32:16:00	2004
Harry, Thomas, 51	CA	28:34:26	2006
Harshburger, Dan, 43	CA	31:58:23	1990
Harshburger, Dan, 44	CA	31:18:55	1991
Hartlinger, Mark, 42	WA	28:42:47	1999
Hartley, Booth, 45	CA	31:58:43	1987
Hartley, Booth, 46	CA	32:27:32	1988
Harvey, Steve, 42	CA	26:48:00	1986
Harvey, Steve, 44	CA	25:55:31	1988
Harvey, Steve, 46	CA	30:46:46	1990
Harvey, Steve, 49	CA	31:43:10	1993
Hasham, Sheila, 44	CA	29:15:00	1986
Hatta, Hiromi, 35	JPN	31:13:17	1996 Ram's Head
Hatta, Katsuyuki, 32	JPN	31:13:17	1996 Ram's Head
Hayes, Richard, 48	CA	29:40:07	1999
Hayes, Richard, 49	CA	27:49:16	2000
Hayes, Richard, 50	CA	29:36:18	2001
Hayes, Terri, 47	NV	31:43:07	1990
Hayes, Terri, 48	NV	31:44:25	1991
Heard, Andrew, 41	AZ	25:49:56	2007
Heaton, Cynthia, 4	CA	30:54:13	1987
Heilbock, Juergen, 41	GER	30:56:07	2006
Henderson, Jennifer, 37	CA	24:28:27	1996 Ram
Henriquez, Ernesto, 39	CA	23:06:42	1995
Henslee, Gary, 45	CA	26:45:17	1996
Hermanson, Ray, 45	CA	28:52:38	1988
Hermanson, Ray, 47	CAN	29:29:13	1990
Heroux, Jess, 4	CDN	31:43:54	1992
Herrera, Carlos, 21	MEX	23:04:06	2006
Herrera, Carlos, 22	MEX	20:10:33	2007 10 Pt Buck
Herrera, Juan, 28	MEX	20:52:29	1997
Herrera, Juan, 32	MEX	25:45:26	2000
Herrera, Madero, 25	AZ	20:54:45	1996
Hesseltine, Wally, 60	CA	26:23:24	2003 Buffalo
Hesseltine, Wally, 61	CA	26:34:30	2004
Hesseltine, Wally, 62	CA	27:14:30	2005
Hian, Ben, 24	CA	22:14:00	1993
Hian, Ben, 25	CA	18:39:48	1994 Ram
Hian, Ben, 26	CA	19:11:11	1995 Ram
Hian, Ben, 27	CA	18:50:24	1996 Ram
Hian, Ben, 29	CA	19:05:35	1998 Ram
Hillestad, Richard, 44	CA	23:41:00	1986
Hilliard, Gary, 49	CA	24:50:16	2004 8 Pt Buck
Hilliard, Gary, 50	CA	27:06:24	2005
Hines, Jeff, 35	CA	21:50:36	1995

Hines, Jeff, 36	CA	20:59:04	1996
Hines, Jeff, 40	CA	22:16:49	2000
Hoang, Kyle, 34	CA	23:17:12	2005
Hoang, Kyle, 35	CA	20:35:30	2006 Horse
Hodde, Jason, 26	IN	28:02:33	1996
Hodde, Jason, 27	IN	31:22:19	1997 W4, LGR6
Hodges, Eric, 48	CA	28:56:48	1997
Hodges, Eric, 49	CA	28:14:52	1998
Hodges, Eric, 51	CA	27:24:36	2000 W4
Hoff, Bruce, 29	CA	23:37:15	1992
Hoff, Bruce, 32	CA	22:31:17	1995
Holder, Kent, 49	CA	28:18:36	1988
Holderman, Brad, 36	CA	31:50:02	1998
Holloway, Gary, 35	ID	31:50:34	1997 W4
Holm, Darrell, 38	CA	30:16:00	1999
Holmes, Fred, 60	TX	32:36:46	1997
Holmes, John, 55	FL	29:46:32	1997
Hooper, Max, 43	AR	30:42:51	1989
Hopkins, John, 47	CA	31:09:47	1992
Howard, Troy, 34	CA	20:00:23	2007 Cougar
Hubbard, Gordon, 47	CA	32:11:00	1986
Hubbard, Gordon, 48	CA	30:51:43	1987
Hubbard, Gordon, 49	CA	30:53:58	1988
Hubbard, Gordon, 53	CA	30:26:53	1989
Hubbard, Gordon, 51	CA	31:38:57	1990
Hubbard, Gordon, 52	CA	31:17:40	1991
Hubbard, Gordon, 53	CA	32:52:33	1992
Hubbard, Gordon, 53	VA	32:45:18	2003
Huff, Jeff, 37	HI	25:56:47	1999
Huff, Jeff, 38	HI	24:59:15	2000
Huffman, Dennis, 42	CA	22:49:56	1991
Huffman, Dennis, 43	CA	27:21:40	1992
Huffman, Dennis, 44	CA	25:31:56	1993
Huffman, Dennis, 45	CA	22:29:28	1994
Huffman, Victoria, 37	CA	30:17:43	1990
Hume, Blakely, 22	CA	31:28:04	1996
Hume, Blakely, 24	NV	29:30:27	1998
Hume, Blakely, 21	CA	32:08:29	1995
Humphrey, Ed, 4	CA	29:33:35	1987

I			
Idema, Ashley, 26	OR	23:29:05	2006 Ram
Ingalls, Jim, 47	IN	32:43:29	1992 W4, Eagle
Ingro, John, 55	CA	32:28:51	1989
Ingro, John, 57	CA	30:42:07	1991
Ingstrom, Heikki, 34	UT	22:21:03	1992
Inouye, Gary, 50	CA	30:40:12	2003
Irvin, Kristina, 40	CA	29:08:23	1998
Irvin, Kristina, 46	CA	30:45:24	2004
Isler, Randy, 41	NM	27:56:37	1998
Israel, Sandy, 47	CA	30:58:35	1994
Ives, Frank, 49	CA	27:47:29	1991
J			
Jacob, Mark, 47	CA	32:01:30	2006
James, Tom, 51	CA	29:49:56	1995
Jamison, Julian, 34	CA	29:19:03	2007
Jankowski, Tony, 44	CA	32:34:31	1997
Janzen, Tom, 54	CA	32:38:34	2006
Jaques, Glen, 47	BC	29:38:25	1989
Jebian, Lee, 57	CA	31:39:39	1998
Jensen, Chris, 43	CA	28:24:54	2007
Jensen, Karl, 51	CAN	28:01:46	1999 LGR6
Jensen, Karl, 51	CAN	29:55:52	2000
Jensen, Stan, 42	CA	30:24:31	1995

Jensen, Stan, 46	CA	29:19:09	1999 W4, LGR6
Jess, Carl, 41	NM	28:33:21	2000
Johns, Sherry Kae, 40	AZ	22:39:35	1995 Rhino
Johns, Sherry Kae, 42	NM	23:18:00	1997 Ram
Johnson, Gary, 38	CA	23:28:09	1991
Johnson, Jeffrey, 24	UT	29:41:44	1994
Johnston, Jennifer, 34	CA	23:28:43	1998 Ram
Johnston, Jennifer, 35	CA	23:51:57	1999 Cougar
Johnston, Jennifer, 36	MI	25:11:24	2000 Ram
Johnston, Jennifer, 37	CA	25:23:36	2001 Ram
Johnston, Jennifer, 40	CA	24:32:24	2004 Ram
Johnston, Sue, 40	VT	25:16:30	2006 Rhino 2nd S/R
Jones, David, 29	CA	29:15:33	1997
Jones, David, 51	CA	31:49:17	1999
Jones, Vanessa, 42	CA	32:33:24	2004
Jones-Wilkins, Andy, 33	AZ	22:15:36	2000
Jones-Wilkins, Andy, 36	CA	20:07:30	2003 Cougar
Jones-Wilkins, Andy, 36	CA	19:53:06	2004 Horse
Jones-Wilkins, Andy, 37	CA	19:43:18	2005 Cougar
Joseph, Gene, 41	AZ	27:20:51	1993
Joseph, Gene, 46	AZ	29:42:34	1998
Josephs, Robert, 42	CA	31:47:16	1997
Jurek, Scott, 24	SD	19:15:06	1998
Jurek, Scott, 25	WA	19:51:19	1999 10 Pt Buck

K			
Kahler, Mark, 37	CA	30:17:26	1996
Kajiwara, Eric, 48	CA	30:32:32	1995
Kajiwara, Eric, 49	CA	28:31:13	1996
Kajiwara, Eric, 51	CA	29:03:22	1998
Kajiwara, Eric, 52	CA	32:16:31	1999
Kajiwara, Eric, 54	CA	31:08:18	2001
Kajiwara, Eric, 56	CA	32:08:36	2003
Kajiwara, Eric, 57	CA	29:46:00	2004
Kajiwara, Eric, 58	CA	31:09:00	2005
Kaplan, Allan, 37	CA	32:41:48	1992
Kaplan, Allan, 40	CA	30:33:27	1995
Kaplan, Allan, 41	CA	32:21:18	1996
Kaplan, Allan, 42	CA	31:52:12	1997
Karnazes, Dean, 41	CA	21:21:18	2003 Horse
Karwasky, Robert, 31	CA	32:27:00	1986
Kavanaugh, Matthew, 41	CA	32:00:15	1998
Kee, Bill, 38	CA	23:24:12	1995
Kee, Bill, 40	CA	23:12:24	1997
Kee, Bill, 42	CA	24:34:17	1999
Kee, Bill, 48	CA	27:05:36	2003
Kee, Bill, 48	CA	26:11:30	2005
Kelley, Rick, 46	AZ	27:22:45	1996
Kelley, Rick, 47	AZ	29:11:00	1997
Kelley, Rick, 48	AZ	32:22:56	1998
Kelley, Rick, 49	AZ	28:45:54	1999
Kelley, Rick, 50	AZ	30:31:23	2000
Kelley, Rick, 51	AZ	31:53:35	2001
Kellogg, Robert, 53	MI	32:07:09	1996
Kelly, Larry, 37	CA	31:35:46	1997
Keogh, Bobby, 57	NM	26:38:06	2001
Kern, Lee, 36	MT	28:09:07	1993
Kern, Leland, 39	MT	31:05:09	1996
Kern, Leland, 41	MT	28:28:45	1998
Khajavi, Jamshid, 51	WA	27:42:36	2004 W4, LGR6
Kiddoo, Phill, 29	CA	22:00:00	2004
Kieffer, Dimitri, 33	WA	32:50:44	1999
Kimball, Joey Ann, 22	CA	31:42:12	1999
Kimura, Jonathan, 21	CA	27:25:30	2001



Andy Roth (pacer) & Ian Torrence 1999



Hal Chiasson, 2004



Jimmy Fullerton and pacer, 2005

Kiner, Mark "PineNut", 30	CA	25:41:12	2004
King, Bob, 44	CA	32:11:00	1986
Kissell, Bill, 32	CA	20:10:52	1987
Klaich, Nick, 46	NV	29:59:24	1991 W4
Klassen, Randy, 48	CA	32:15:24	2001
Klein, Greg, 39	CA	28:57:05	1993
Klein, Helen, 66	CA	31:24:02	1989 W4
Knutson, Thomas, 49	MN	27:47:43	1999 W4
Knutson, Thomas, 50	MN	27:33:00	2000
Kobus, Karlheinz, 37	GR	32:28:18	2003
Kocher, Wayne, 62	NV	32:14:27	1999
Koerner, Hal, 28	CO	20:59:24	2004
Koerner, Hal, 30	OR	18:37:29	2006 Ram
Kogutek, Michael, 49	CA	30:43:47	1998
Kogutek, Michael, 57	CA	31:51:14	2006
Kohler, Steve,	CA	29:29:12	1987
Koors, Dennis, 35	CA	32:10:48	2003
Kozak, Jeff, 29	CA	30:52:45	2007
Kozinc, Gabor, 41	CA	27:26:30	2004
Kozinc, Gabor, 43	CA	30:37:28	2006
Krojlic, Karyn, 33	CA	29:22:00	1992
Kulak, Joseph, 35	CO	22:16:12	2003 LGR6
Kumeda, Andy, 37	CA	32:19:24	2005
Kumeda, Andy, 38	CA	30:19:22	2006
Kumeda, Andy, 39	CA	30:04:47	2007
<b>L</b>			
LaCava, Clem, 52	OR	27:48:14	2000
Lakey, Jason, 28	CA	29:54:30	2003
LaMora, Jeffery, 26	UT	28:17:57	1999
Landa, Michael, 27	CA	32:35:28	2006
Langstaff, Anne, 36	CA	28:21:43	1997 Cougar
Lawrence, Richard, 32	CA	31:21:28	1994
Lawrence, Richard, 33	CA	29:36:42	1995
Lawrence, Richard, 35	CA	29:13:11	1997
Layson, Carmela, 37	CA	32:11:32	2007
Leatherwood, Todd, 32	TX	31:29:39	2000
Lee, Bill, 40	CO	26:41:50	1989
Lee, Kevin, 32	CA	23:41:40	1996
Lee, Kevin, 36	CA	27:21:19	2000
Lefebvre, Michael, 33	CA	27:31:36	1993
Leigh, Todd, 44	CA	29:12:00	1986
Leigh, Todd, 48	CA	28:54:07	1990
Leigh, Todd, 49	CA	31:10:07	1991
Leigh, Todd, 50	CA	29:51:25	1992
Leigh, Todd, 58	CA	31:50:04	2000
Lemus, Maria, 42	CA	27:03:17	2006
Lenderking, Hollis, 40	CA	23:46:46	1990
Leonard, Loren, 61	CA	32:20:26	1990
Leonard, Loren, 62	CA	32:07:09	1991
Lewis, Milo, 35	CA	32:28:08	1988
Lewis, Milo, 39	CA	32:20:33	1991
Liao, Elijah, 35	CA	31:50:14	2007
Liao, Ted, 46	CA	29:41:19	2007
Liebeskind, John, 40	OR	30:54:12	2001
Liebeskind, John, 46	OR	28:20:53	2007
Lile, Jerry, 42	CA	29:49:06	2001
Limb, Troy, 42	CA	29:41:18	2003
Limb, Troy, 43	CA	25:18:18	2004
Limb, Troy, 44	CA	26:00:00	2005
Liner-Jigamian, Saralie, 35	CA	32:02:24	1987
Liner-Jigamian, Saralie, 36	CA	30:28:26	1989
Little, Jerry, 30	CO	27:24:50	1998
Livak, Joe, 51	NV	28:17:42	1992

Longwell, Robert, 57	CA	31:23:46	1996
Longwith, Jim, 52	CA	29:58:00	1998
Lopez, Osbaldo Nava, 35	CA	20:51:16	2007
Losey, Bill, 34	OH	30:37:28	2006
Louis Goren, Peter, 18	CA	32:19:24	2001
Lovell, Daniel, 34	CA	32:24:37	2000
Lowy, Ron, 43	CA	28:54:00	1986
Loyer, Robert, 51	CA	30:36:04	1989
Lujan, Edward, 51	CA	26:30:09	1989
Lund, Kurt, 40	CA	32:45:00	1991
Lundell, Don, 45	CA	31:00:47	2007
Luptowicz, Josef, 46	CA	28:49:17	1990
Luptowicz, Josef, 48	CA	29:30:30	1991
Luschwitz, Brian, 38	ca	29:47:30	2005
Luschwitz, Brian, 40	CA	30:13:22	2007
Lutz, Kevin, 46	CA	31:21:36	2003
Lygre, David, 47	WA	23:18:36	1989
Lyons, Shannon, 54	CA	31:20:20	1998 Buffalo
<b>M</b>			
Mack, Bill, 40	CA	31:45:41	1993
MacKenzie, Brian, 32	CA	27:39:39	2007
Mackey, Monte, 35	CA	25:08:54	1991
Mackey, Monte, 41	CA	24:55:57	1997
Mackey, Monte, 45	CA	23:03:18	2001
Macleod, Ken, 41	CDN	28:07:41	1992
MacNair, Howard,	CA	27:45:55	1987
Madden, Kurt, 39	CA	21:35:53	1994
Maddieson, Ian, 44	CA	23:30:05	1986
Madsen, Dixie, 53	CA	30:28:00	1990
Madsen, Dixie, 54	CA	29:44:20	1991
Madsen, Dixie, 56	CA	30:56:28	1993
Madsen, Dixie, 58	CA	32:34:21	1995 LGR6
Madsen, Dixie, 60	CA	29:18:01	1997 Rhino
Magill, Jim, 50	CA	31:07:03	1996 W4, LGR6
Magram, Tom, 38	CA	27:54:00	1986
Magruder, Joe, 46	CA	28:46:43	1992
Magruder, Joe, 48	CA	30:42:06	1994
Magruder, Joe, 50	CA	31:24:48	1996
Magruder, Joe, 55	CA	31:17:24	2001
Maida, William, 37	CA	31:56:04	1988
Mailoux, Jeff, 32	ID	27:04:04	1992
Malinin, Mike, 33	CA	29:41:18	2001
Malinin, Mike, 36	CA	25:22:06	2004
Malinin, Mike, 38	CA	28:40:33	2006
Mandelbaum, Wayne, 52	CA	31:19:24	2007
Mann, Larry, 36	CA	32:24:38	2000
Mann, Larry, 37	CA	32:17:06	2001
Marcellini, Mark, 36	CA	23:13:18	1995
Marcellini, Mark, 42	CA	22:29:18	2001
Marcellini, Mark, 48	CA	32:20:03	2007 8 Pt Buck
March, Nancy, 47	CA	28:37:12	1994
Marcus, Daniel, 39	IL	29:38:24	2005
Marineo, Bertha, 52	CA	32:21:31	1998 W4
Mark, John, 40	CA	27:44:40	1992
Marshall, Evelyn, 35	CA	25:15:09	1993 Ram
Marshall, Evelyn, 37	CA	22:01:16	1995 Ram
Marshall, Evelyn, 36	CA	23:39:37	1994 Ram
Marshall, John, 52	CA	32:23:28	1989
Marshall, John, 53	CA	30:17:20	2000
Martin, Kyong, 49	CA	31:41:18	2004
Martin, Lou, 39	CA	28:09:33	1991
Martin, Michael, 41	CA	27:44:32	1989
Martin, Roland, 39	NE	30:40:11	1988 W4

Maslanka, Bozena, 30	CA	28:51:56	1997
Maslanka, Bozena, 31	CA	30:28:01	1998
Maslanka, Bozena, 32	CA	31:17:12	1999
Masters, Ed, 37	UT	25:04:41	1989
Matella, Bill, 39	CA	31:47:52	1987
Matella, Bill, 41	CA	32:41:47	1989
Mather, Catherine, 42	CAN	28:25:00	2000 Rhino
Mathieson, Joanie, 45	CA	32:36:50	1991
Matthias, Donald, 55	CA	31:45:05	1991
Matthys, Ignace, 32	BEL	22:05:26	1991
Mauldin, Bruce, 46	CA	28:52:20	1994
Mauldin, Tonya, 46	CA	28:22:54	1993
Maynard, James, 37	CA	26:49:30	2005
Maynard, Kathy, 44	CA	32:07:09	1991
Mazaud, Jean-Paul, 43	CA	26:13:02	1995
McCarthy, Micheal, 42	OR	24:50:16	2006
McCarthy, Willis, 33	CA	26:59:31	1988
McCarthy, Willis, 35	CA	23:29:01	1990
McCarthy, Willis, 42	CA	23:39:19	1997
McComish, John, 50	CA	27:43:12	1987
McComish, John, 51	CA	27:29:25	1988
McCormick, Steve, 46	CA	27:55:55	1990
McDonald, Michael, 54	CA	28:28:25	1998
McDonald, Shawn, 29	CA	23:10:42	1995
McDonald, Shawn, 32	CA	23:44:55	1998
McDonald, Ted, 42	CA	32:12:20	2006
McDonald, Ted, 43	CA	27:00:53	2007
McDowell, Nate, 28	OR	23:35:29	2000
McGilvery, Wayne, 31	CA	22:44:26	1999
McGrath, Maureen, 30	CA	32:53:18	1992
McGrath, Maureen, 31	CA	28:45:18	1993
McGrath, Maureen, 36	CA	28:11:31	1998
McKeever, Doug, 46	WA	29:02:13	1993
McKenzie, Scott, 37	CA	23:49:52	1994
McKenzie, Scott, 40	CA	22:53:48	1995
McKenzie, Scott, 41	CA	23:20:37	1996
McKinley, Lee, 47	CA	25:36:19	2007
McKinney, Mark, 32	CA	30:40:22	2000
McMahon, Elaina, 35	CA	29:58:05	1992
McMahon, Elaina, 36	CA	28:13:58	1993
McMahon, Elaina, 37	CA	27:15:48	1994
McMahon, Elaina, 38	CA	26:25:54	1995
McMahon, Elaina, 39	CA	25:05:33	1996 Cougar
McMahon, Elaina, 41	CA	27:50:39	1998 Rhino
McNair, Rob, 43	CA	25:02:18	1997
McNair, Rob, 44	CA	23:26:11	1998
McNair, Rob, 45	CA	23:19:07	2000
McNair, Rob, 52	CA	24:54:20	2006
McRae, Steve, 41	CA	28:18:13	1992
McRae, Steve, 43	CA	29:54:42	1994
McRae, Steve, 47	CA	32:17:20	1998
Medina, Guillermo, 25	CA	22:47:35	1999
Medina, Guillermo, 26	CA	21:13:05	2000 10 Pt Buck
Medina, Guillermo, 27	CA	22:09:30	2001
Medina, Guillermo, 28	CA	20:45:12	2003 10 Pt Buck
Medina, Guillermo, 30	CA	19:30:36	2004 Cougar
Medina, Guillermo, 29	CA	19:33:13	2005 Ram
Medina, Guillermo, 31	CA	21:05:15	2006
Medina, Guillermo, 32	CA	22:50:40	2007
Mejia, Vilma, 40	CA	31:30:05	1991
Mejia, Vilma, 44	CA	31:59:50	1995
Melendy, Byron, 48	CA	31:53:04	1989
Melendy, Byron, 47	CA	26:46:30	1990



Amelia Valinshy-Fillipaw, 2007



Frederico Fuentes, 2004



Kevin Sawchuck, Cloudburst 1999.

Melendy, Byron, 53	CA	26:56:41	1994
Melvin, Debra, 45	CA	30:32:27	1999
Mendoza, Adaberto, 47	CA	24:30:01	1998
Mendoza, Adaberto, 48	CA	21:55:35	2000 Rhino
Mendoza, Adaberto, 49	CA	21:41:18	2001 Elk
Mendoza, Adaberto, 51	CA	23:07:18	2003 Rhino
Mendoza, Adaberto, 54	CA	24:07:31	2006
Mendoza, Adalberto, 54	CA	25:09:43	2007 Buffalo
Mercer, Charlie, 33	CA	32:10:30	2003
Metz, John, 48	CA	30:37:30	1991
Meyer, Bert, 44	CT	28:59:11	1989
Meyer, Bert, 49	CT	32:29:53	1994
Meyer, Bert, 52	CT	31:30:59	1997
Meyer, Jack, 43	CA	28:28:32	2006
Meyer, Jack, 44	CA	28:22:45	2007
Michaud, Fernand, 53	NV	29:41:50	1996
Michaud, Fernand, 54	NV	29:20:19	1997
Michaud, Fernand, 56	NV	31:40:18	1999
Michaud, Fernand, 57	NV	30:24:36	2000
Mikesell, Jeff, 38	AZ	32:51:49	1999
Miller, Albert, 35	OR	31:39:42	1989
Miller, Barbara, 46	CA	31:21:55	1991 W4
Miller, Barbara, 49	CA	31:23:15	1993
Miller, Dana, 42	UT	23:33:24	1993
Miller, Gary, 60	CA	31:50:34	1997
Miller, Jim, 44	CA	30:59:55	1990
Miller, Rick, 44	CA	32:16:31	1999
Miller, Sandee, 44	CO	31:05:00	1997
Mills, Scott, 44	VA	23:33:07	1995
Mills, Scott, 48	VA	22:40:59	1999 Rhino
Minter, Greg, 38	CA	32:31:39	1999
Mitchell, Winston, 48	CA	30:14:46	1997
Modzelewski, Michael, 36	CA	23:47:20	1989
Modzelewski, Scott, 27	AZ	23:47:20	1989
Molman, akabill, 57	HI	29:07:00	2001
Molmen, akabill, 54	HI	26:04:42	1998
Molmen, akabill, 55	HI	27:53:17	1999
Molmen, akabill, 56	HI	26:14:24	2000
Moore, Arthur, 57	OH	27:46:17	1994
Moore, Matthew, 43	CA	30:19:30	1999
Moore, Russell, 49	CA	26:33:13	1988
Morita, Ryochi, 47	CA	28:59:21	1990
Mork, Joanie, 38	CA	27:44:40	1992
Morrison, Walter, 52	CA	25:16:54	1990
Moses, Bob, 40	CA	31:06:00	1986
Moses, Bob, 45	CA	31:07:50	1991
Muchow, Lee, 46	CA	28:50:02	1986
Murdach, Charlie, 34	CA	31:48:30	2003
Murphy, Bonnelle, 49	CA	32:34:51	1997
Murphy, Thomas, 24	CA	32:22:06	1994
Murray, Jack, 42	CA	29:13:18	2003
Murray, Jack, 43	CA	28:14:18	2004
Murray, Jack, 46	CA	28:05:34	2007
Musselman, Jim, 39	GA	26:46:29	1999 LGR6
<b>N</b>			
Nava Lopez, Osbaldo, 34	MEX	21:14:28	2006
Newsome, Claudia, 40	CA	31:54:25	1990
Ngo, Dong, 51	FL	32:42:43	1989
Nielsen, Tom, 35	CA	23:39:37	1994
Nielsen, Tom, 37	CA	20:22:22	1996 Cougar
Nielsen, Tom, 38	CA	20:09:22	1997 Cougar
Nielsen, Tom, 39	CA	19:26:08	1998 Cougar
Nielsen, Tom, 40	CA	19:07:50	1999 Ram

Nielsen, Tom, 41	CA	19:09:04	2000 Ram
Nielsen, Tom, 46	CA	20:26:18	2005 Horse
Nielsen, Tom, 47	CA	20:23:07	2006 Cougar
Nordell, Ashley, 27	CA	22:14:19	2007
Norman, Jay, 59	TX	29:46:32	1997
Norton, Bob, 53	CA	32:16:11	1991
Nosco, Jack, 35	CA	32:11:09	1987
Nosco, Jack, 38	CA	28:23:46	1990
Nosco, Jack, 29	CA	27:13:04	1991
Nosco, Jack, 30	CA	26:25:04	1992
Nosco, Jack, 33	CA	26:33:51	1995
Nosco, Jack, 38	CA	27:14:06	2000
Novak, Ben, 32	CA	31:26:40	2007
Nozaki, Alan, 35	HI	31:39:54	1990
Nyce, Thomas, 41	AZ	31:03:39	2000
<b>O</b>			
O'Brien, Jim, 34	CA	19:51:47	1987
O'Brien, Jim, 36	CA	17:35:48	1989 G/S Buckle
O'Brien, Sean, 43	CA	30:19:02	2006
O'Grady, Janice, 47	CA	31:23:28	1996
O'Grady, Kevin, 31	OH	30:52:50	1990
O'Hear, Carol, 31	WA	27:59:20	2006
O'Neal, Thomas, 41	CA	32:27:45	1986
O'Neal, Thomas, 42	CA	30:02:08	1987
Odre, Jacqueline, 30	HI	30:35:35	1998
Odre, Jacqueline, 31	HI	27:53:17	1999
Ohara, Garrett, 39	CA	30:34:12	2005
Olney, Dave, 46	CA	28:34:57	1988
Olney, Dave, 48	CA	28:59:06	1990
Olson, Mark, 48	CA	30:10:10	1995
Olson, Mark, 50	CA	29:56:01	1997
Ornelas, Ricardo, 33	CA	30:48:10	2006
Ornelas, Ricardo, 34	CA	30:28:09	2007
Orr, Jim,	CA	27:50:41	1987
Ostrom, Tony, 45	CA	26:07:56	2000
Overstreet, David, 46	CA	26:27:11	2006
<b>P</b>			
Pacheco, Jorge, 32	CA	24:39:39	2000
Pacheco, Jorge, 33	CA	19:05:06	2001 Ram
Pacheco, Jorge, 34	CA	18:52:24	2003 Ram
Pacheco, Jorge, 36	CA	19:10:28	2004 Ram
Pacheco, Jorge, 37	CA	30:45:24	2005
Paciello, Louis, 34	AZ	23:51:19	2000
Palmer, Judy, 32	CA	30:28:26	1989
Palmer, Mike, 42	CA	32:41:30	1995
Palmer, Mike, 43	CA	28:46:39	1996
Palmer, Mike, 44	CA	30:02:11	1997
Palmer, Mike, 45	CA	30:27:09	1998
Palmer, Mike, 45	CA	31:43:05	1999
Palmer, Mike, 47	CA	31:20:39	2000
Palmer, Mike, 48	CA	31:30:24	2001
Palmer, Mike, 49	CA	31:31:12	2003
Palmer, Mike, 53	CA	32:16:01	2006
Palmer, Mike, 54	CA	30:46:58	2007
Palmer, Peter, 44	CT	25:14:18	1997
Palocsay, Matt, 22	CA	31:54:34	1999
Palocsay, Matt, 23	CA	28:30:19	2000
Pals, Lou, 50	CDN	22:18:21	1992
Park, Charles, 49	CA	28:55:18	2003
Park, David, 38	CA	21:54:33	1994
Park, David, 39	CA	22:24:51	1995
Parker, Jeff, 32	NV	28:49:33	1991
Parker, Scott, 36	AZ	31:39:22	2000

Parker, Scott, 37	AL	31:14:06	2001
Parker, Scott, 39	AL	29:00:06	2003
Parsons, Chip, 38	CA	21:13:05	1992
Patt, Steven, 55	CA	29:54:24	2004
Peacock, John, 51	NV	27:26:00	1989
Peacock, John, 55	NV	28:26:42	1993
Pearch, John, 30	WA	23:10:30	2003
Pecsar, Jeff, 38	CA	23:55:15	1988
Pedroia, Vince, 48	CA	26:33:41	1994
Pedroia, Vince, 49	CA	27:22:40	1995
Pedroia, Vince, 50	CA	29:31:10	1996
Pedroia, Vince, 51	CA	25:14:36	1997
Pedroia, Vince, 52	CA	24:37:32	1998
Pedroia, Vince, 52	CA	24:34:09	1999 Buffalo
Pedroia, Vince, 54	CA	24:52:59	2000
Pedroia, Vince, 55	CA	27:16:06	2001
Pellon, Jim, 37	CA	19:44:44	1987
Penland, Peter, 43	CA	30:28:50	1999
Penna, Phil, 42	CA	23:21:26	1990
Penny, David, 32	CA	32:05:04	1995
Pentasuglio, Mary Lou, 41	CA	32:26:52	1995
Pepin, James, 37	CA	28:55:00	1986
Peralez, Michael, 34	CA	29:56:01	1997
Perez, Angel, 32	CA	22:48:18	2003
Perez, Angel, 34	CA	23:38:24	2005
Perez, Angel, 35	CA	23:11:16	2006
Perez, Angel, 36	CA	22:42:18	2007
Perrodin, Jack, 59	CA	28:41:08	1988
Perrodin, Jack, 61	CA	29:50:39	1990
Perry, Lyman, 33	HI	27:48:27	2000
Peters, Patrick, 51	CA	31:25:33	1996
Petschar, Perry, 39	CA	27:40:04	1993
Petschar, Perry, 40	CA	29:10:42	1994
Petschar, Perry, 41	CA	25:00:55	1995
Pettigrew, Jeff, 32	CA	29:05:18	1995
Pettigrew, Jeff, 42	CA	28:20:24	1996
Pettigrew, Jeff, 35	CA	30:09:56	1998
Peyton, Lou, 45	AR	31:15:36	1989 W4
Phillips, Bud, 48	CA	30:24:19	1995
Phillips, Bud, 49	CO	29:28:16	1996
Pierce, Philip, 53	MA	31:28:50	1994
Pike, Robert,	CA	28:05:47	1987
Pirkl, Greg, 32	HI	24:59:14	2000
Pirkl, Greg, 33	HI	28:29:07	2001
Pirogowicz, David, 44	CA	27:45:46	1996
Pitts, Frank, 57	CA	31:32:00	1988
Pitts, Frank, 59	CA	31:45:56	1990
Pitts, Frank, 60	CA	31:12:30	1991
Pitts, Frank, 61	CA	30:32:35	1992
Pitts, Frank, 62	CA	30:16:54	1993
Pitts, Frank, 63	CA	32:07:00	1994
Pitts, Frank, 66	CA	31:54:16	1997
Pitts, Frank, 68	CA	31:54:29	1999
Poepfel, Brian, 44	MIN	32:45:49	1999
Pollard, Fred, 65	CA	32:32:06	2004
Polley, Brian, 35	CA	23:32:08	2006
Polley, Brian, 36	CA	20:45:17	2007 Horse
Portelance, Rolly, 47	CA	22:49:06	1990
Pospichal, Joe, 37	CA	32:45:27	2000
Potter, Tim, 46	MIN	30:35:05	2000
Poupard, Thierry, 45	FRA	31:18:06	1999
Powers, Karen, 45	WY	31:38:48	1995
Prado, Robert, 34	CA	24:01:16	1988










*Kelly Solverson, 2005*



*Hans-Dieter Weisshaar, 2005*




*John Liebeskind, 2007*

Weisshaar, Hans-Dieter, 66	GER	31:41:02	2006	Rams Head
Weisshaar, Hans-Dieter, 67	GER	30:34:45	2007	
Welch, Donald, 39	CA	25:10:21	2007	
Welch, Kathy, 39	CA	27:44:40	1992	
Welker, Max, 50	WA	30:47:28	1992	
Werth, Dennis, 49	CO	27:54:21	1991	
Werth, Donald, 47	CO	30:15:48	1989	
West, Ralph,	CA	23:02:04	1987	
Westergaard, Danny, 31	CA	23:29:32	1990	
Westergaard, Danny, 35	CA	27:36:03	1994	
Westergaard, Danny, 36	CA	29:35:17	1995	
Westergaard, Danny, 45	CA	28:17:18	2004	
Westergaard, Danny, 46	CA	27:42:30	2005	
Weston, Willard, 46	CA	29:55:06	2007	
Whaley, Jim, 41	CA	29:30:10	1988	
Whitaker, Tom, 32	CA	27:40:55	2007	
White, Micah, 37	CA	23:52:09	2000	
White, Micah, 38	CA	22:48:24	2001	
White, Micah, 41	CA	27:03:06	2004	
Whitting, Floyd, 51	NV	31:17:13	1992	W4, LGR5
Whyte, Pat, 41	CA	22:57:07	1989	
Wieneke, Mark, 54	CA	32:19:18	2005	
Wilde, Douglas, 39	CA	29:51:56	1992	
Willis, Scott, 27	CA	29:43:16	1989	
Wilkie, Jose, 30	KY	30:38:57	1993	
Wilkie, Jose, 33	KY	28:33:20	1996	
Wilkie, Jose, 36	KY	30:29:44	1999	
Williams, Dan, 52	CA	23:14:30	2001	
Williams, Dan, 54	CA	26:54:18	2003	
Williams, Don, 34	AZ	29:26:26	1999	
Williams, Glen, 26	CA	32:02:24	1987	
Williams, Glen, 28	CA	29:50:37	1989	
Williams, Jamie, 45	CA	23:51:57	1994	
Willis, Scott, 25	CA	31:52:07	1987	
Willis, Scott, 26	CA	31:38:07	1988	
Willis, Scott, 28	CA	30:53:57	1990	
Willis, Scott, 29	CA	27:59:15	1991	
Willis, Scott, 30	CA	30:38:37	1992	
Willis, Scott, 33	CA	29:24:38	1995	
Wilson, Daniel, 49	CO	31:40:46	2007	


Winter, Ted,	CA	27:44:08	1987	
Winter, Thomas, 39	CA	25:08:37	1987	
Winter, Thomas, 42	CA	23:23:09	1990	
Winter, Tom, 45	CA	22:54:40	1994	
Winters, Ted, 48	CA	26:09:00	1986	
Winton, Hal, 61	CA	30:12:32	1992	W4, LGR5
Wojno, Randy, 47	CO	28:08:43	2007	
Wood, Blake, 37	NM	22:50:38	1995	
Wood, Blake, 38	NM	23:36:16	1996	
Wood, Jeannie, 35	CA	31:56:00	1986	
Wood, Mark, 44	WI	32:04:16	2000	
Woods, Doug, 45	CA	28:14:30	1989	
Worswick, Jonathan, 34	CA	21:27:32	1997	
Wright, Gary, 37	WA	32:52:46	1988	
Wright, Gary, 39	WA	31:05:01	1990	
Wright, Gary, 41	WA	32:18:35	1992	
Wright, Gary, 43	WA	29:57:37	1994	
Wright, Gary, 44	WA	31:11:57	1995	
Wright, Gary, 46	WA	32:27:34	1997	
Wright, Gary, 47	WA	32:00:03	1998	
Wright, Gary, 49	WA	32:36:43	2000	
Wright, Phil, 46	CA	29:54:19	1990	
Wright, Phil, 47	CA	30:13:33	1991	
Wright, Phil, 48	CA	31:11:03	1992	
Wright, Phil, 55	CA	31:54:10	1999	
Wu, Julie, 29	CA	30:40:12	2003	

<b>YZ</b>				
Yates, Carl, 64	CA	32:08:30	1991	
Yates, Carl, 67	CA	30:59:08	1994	
Young, J. R., 44	CA	32:21:00	2003	
Young, Wendy, 47	CA	32:00:24	2003	
Young, Wendy, 50	CA	32:33:35	2006	
Zaayer, Todd, 26	CA	29:11:11	1988	
Zagnoli, Lora, 38	CA	32:18:23	2000	
Zalokar, Fred, 29	NV	28:59:14	1989	
Zatorski, Jerry, 42	CA	29:46:36	2005	
Zicker, Gary, 40	NV	32:35:12	1991	
Zicker, Gary, 45	NV	32:14:54	1996	
Zicker, Gary, 46	NV	28:50:02	1997	
Zimmerman, Ross, 39	AZ	32:44:42	1992	

Zirbel, Glen, 59	CA	32:18:44	1990	LGR5
Zychowski, Stan, 43	CA	32:04:04	1991	
Zychowski, Stan, 44	CA	32:12:35	1992	
Zychowski, Stan, 46	CA	31:48:07	1994	
Zychowski, Stan, 48	WY	32:01:17	1996	
Zychowski, Stan, 52	CO	31:39:11	2000	



*Denis Trafecanty, 1997*



*Jim O'Brien with Larry Gassan, 1996.*



*Bill Kee (l), paced Stu Sherman (r), 2004*

## 10. AC100 Volunteers and Trail Building



*Gary Hilliard, assisted by Gabor Kozinc, clearing a portion of the Upper Winter Creek Trail*


Hal Winton led the charge on the first trail-work of the 2008 season on April 26.

A partial list of the fun-lovers were Jussi Hamalainen, , Todd, Linda & Richard deWeese, Scott Sullivan, Brian Harvey, Gabor Kozinc, Vinny Torres, Andy Kumeda, Howie Stern and Eric Kajiwara. Michelle Barton brought her crew buds Keira “Team Fierce” Henninger, Leigh “Turbo” Corbin, George Velasco, Jennifer Forman, Dean “Bad Rat” Dobberteen, Kirk “Biceps” Fortini and Guillermo Medina.


Of course it was the first hot weekend of the season, complete with happy, swarming flies and lush poison oak. The previous weekend was cool, foggy and drizzly in parts—but nobody wants to work on those weekends.

Gary Hilliard, RD of the Mt Disappointment 50k, led the chainsaw section of the work crew. What’s noteworthy is that he survived a near-fatal motorcycle accident last summer. He was in critical care for quite a while, lost a kidney, and broke more than I remember. Now he’s wearing a fully enclosed back brace. And humping a saw.


Several hours after I left the group, a fire started several miles away, well south and below the work party. It consumed over 580 acres by weeks’ end. Over 1000 people in the front-range section of Sierra Madre were evacuated, in addition to the Sturtevant Camp, and the historic Adams Pack Station. No houses burned, nobody died. Welcome to summer!



*Linda deWeese en route to another tangle.*



*Vinnie wrassles the log while Gary moves on; Jussi waits to lend a hand.*



*Hal Winton, on his way to make sure it gets done right.*



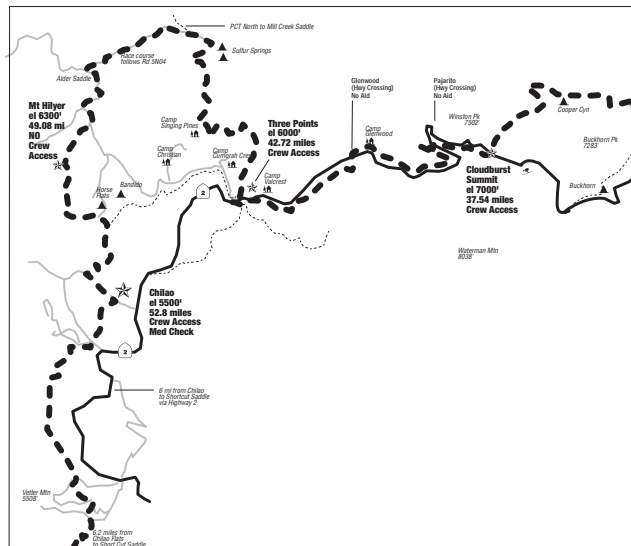
*Richard deWeese grading a section of trail.*



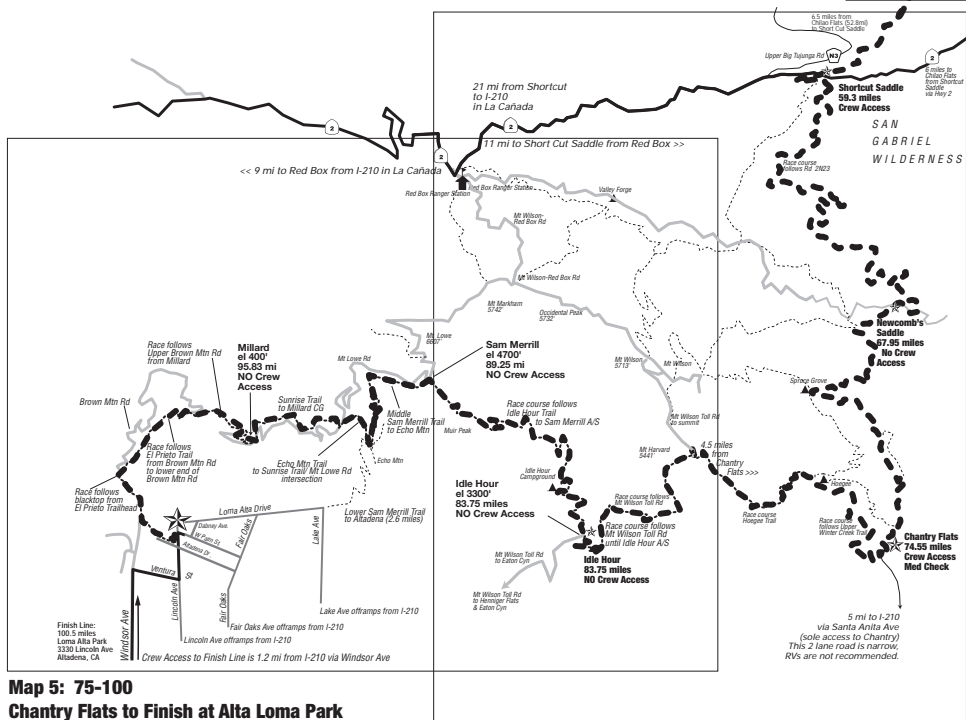
*Michelle Barton and her posse puts the hurt on the manzanita.*

# 11. Course Maps

## Race Course Overview Map




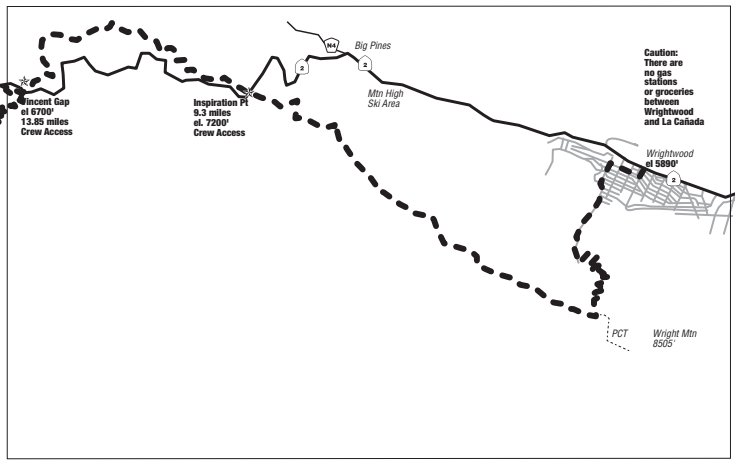
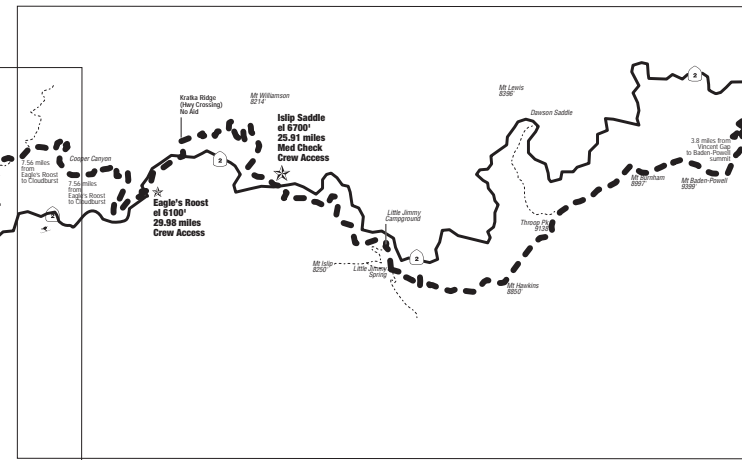
**Map 3: Mile 30-52  
Eagle's Roost to Chilao**



**Map 4: Mile 59-75  
Shortcut Saddle to Chantry Flats**


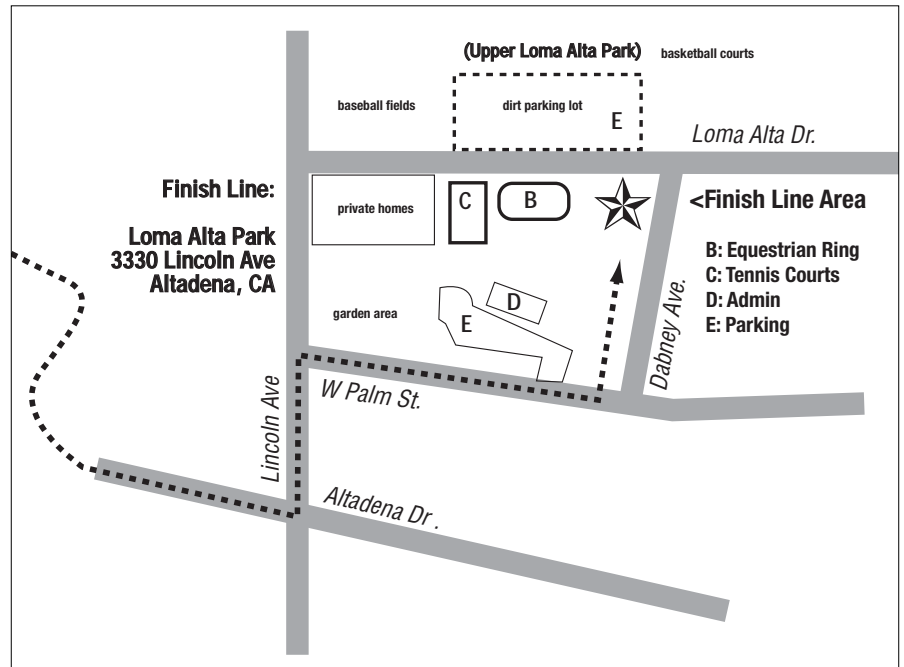
**Map 5: 75-100  
Chantry Flats to Finish at Alta Loma Park**

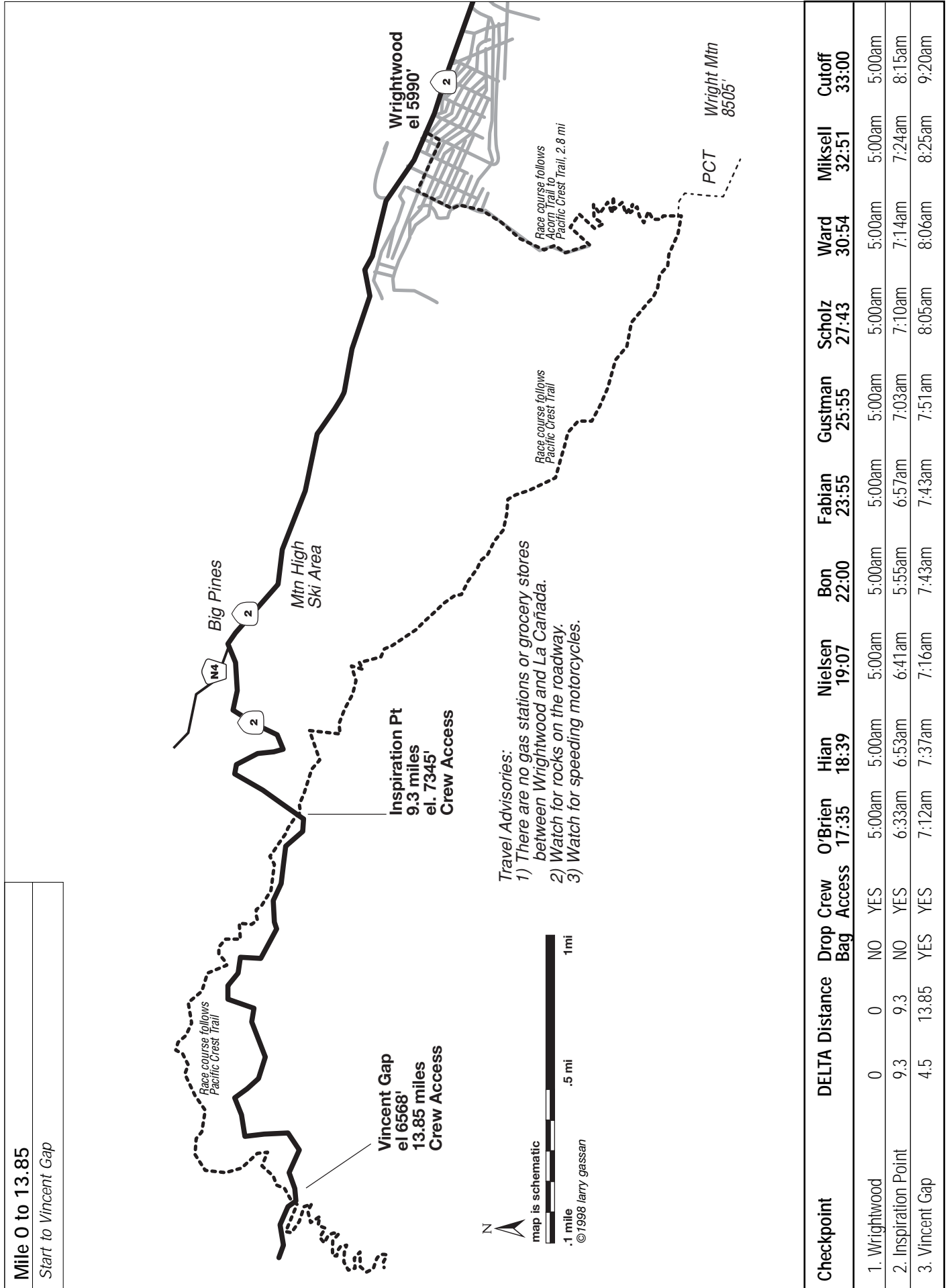




Map 2: Mile 14-30  
Vincent Gap to Eagle's Roost

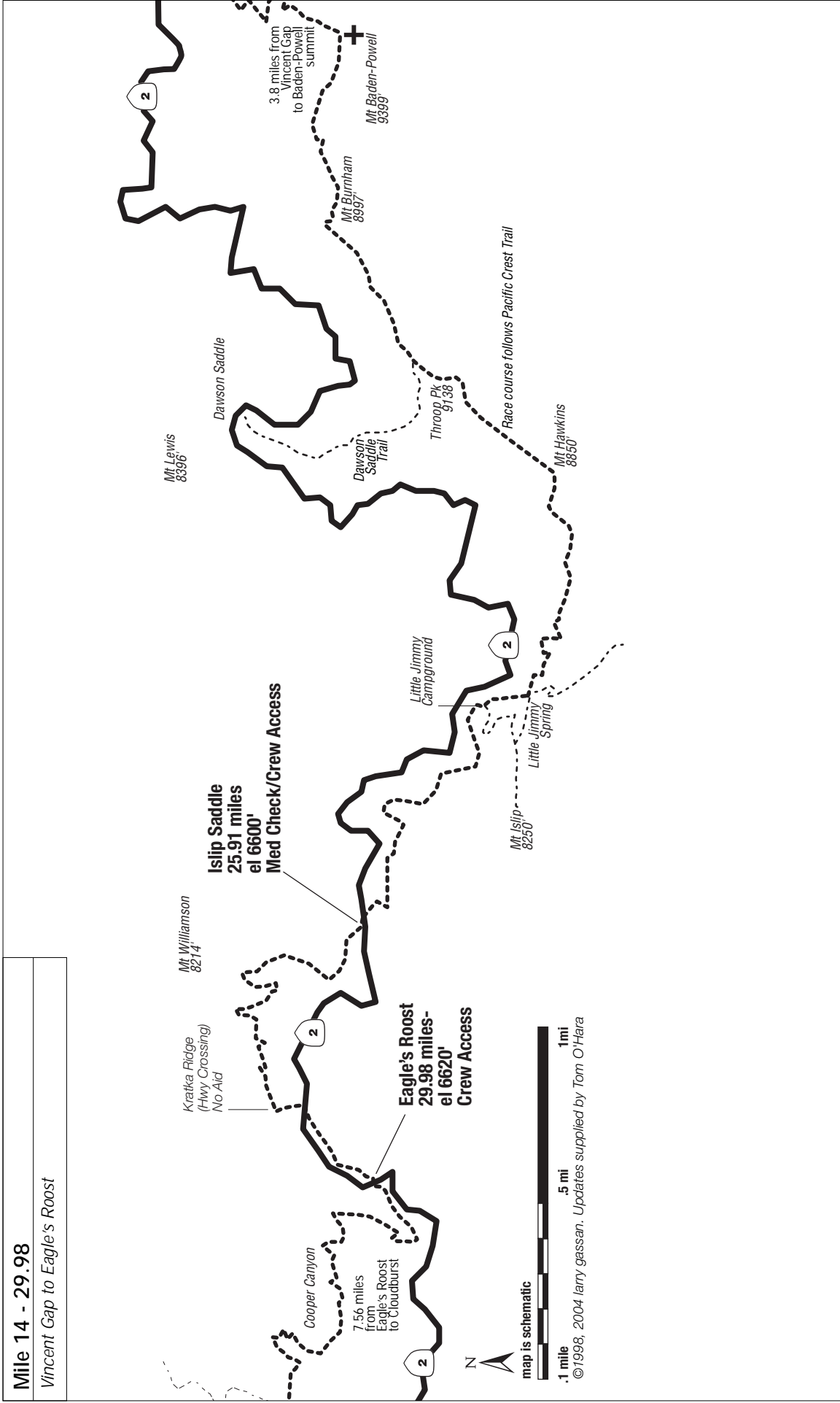
Map 1: Mile 0-14  
Wrightwood to Vincent Gap





Checkpoint	DELTA	Distance	Drop Crew Bag Access	O'Brien	Hian	Nielsen	Bon	Fabian	Gustman	Scholz	Ward	Miksell	Cutoff
1. Wrightwood	0	0	NO	5:00am	5:00am	5:00am	5:00am	5:00am	5:00am	5:00am	5:00am	32:51	33:00
2. Inspiration Point	9.3	9.3	NO	6:33am	6:53am	6:41am	5:55am	6:57am	7:03am	7:10am	7:14am	7:24am	8:15am
3. Vincent Gap	4.5	13.85	YES	7:12am	7:37am	7:16am	7:43am	7:43am	7:51am	8:05am	8:06am	8:25am	9:20am



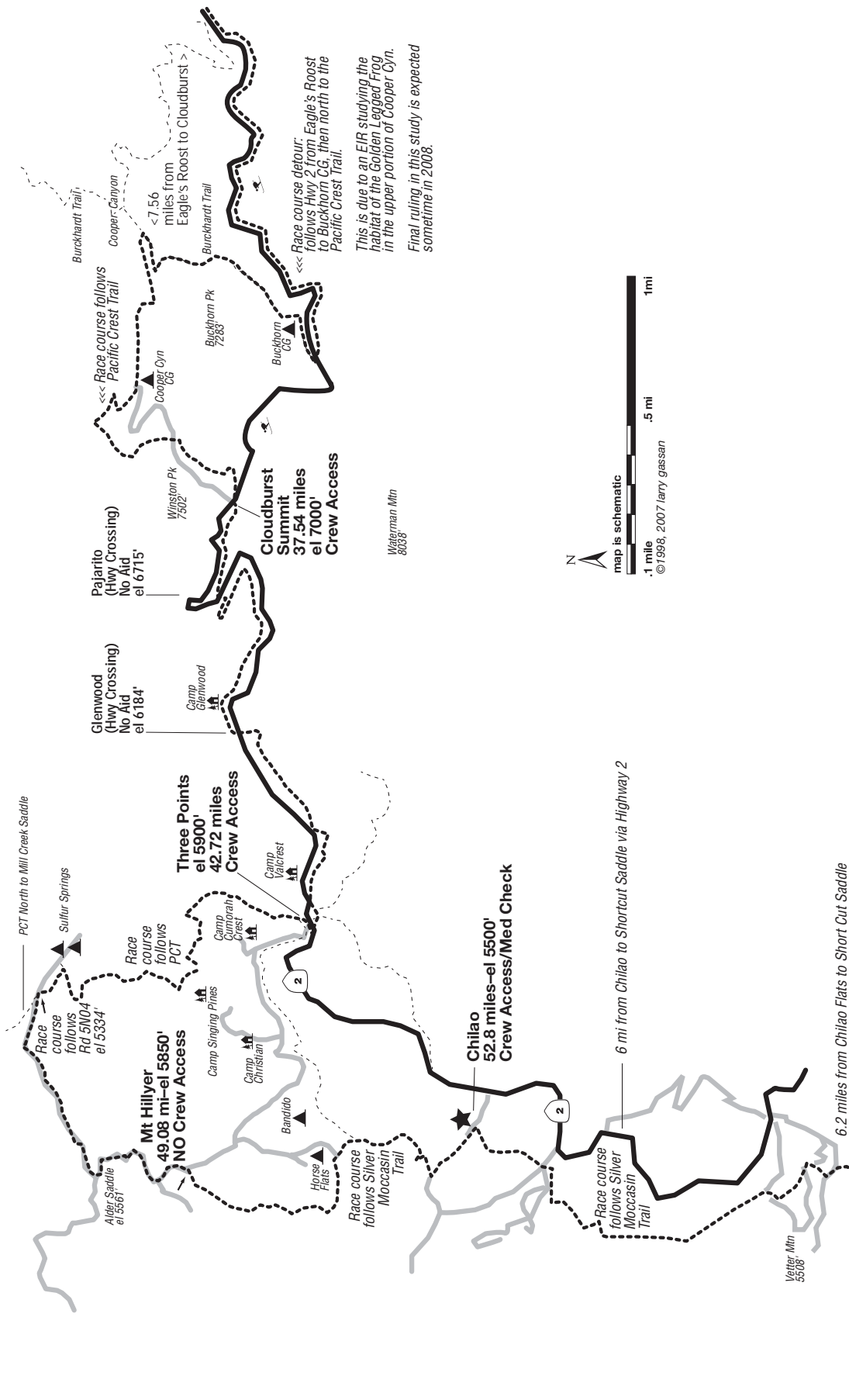


**Mile 14 - 29.98**  
 Vincent Gap to Eagle's Roost

Checkpoint	DELTA Distance	Drop Bag Access	Crew	O'Brien	Hian	Nielsen	Bon	Fabian	Gustman	Scholz	Ward	Miksell	Cutoff
3. Vincent Gap	4.5	YES	YES	7:12am	7:37am	7:16am	7:43am	7:43am	7:51am	8:05am	8:06am	8:25am	9:20am
4. Islip Saddle (Medical)	12.06	YES	YES	9:21am	9:51am	9:32am	10:16am	10:22am	10:46am	11:10am	11:04am	11:54am	1:05pm
5. Kratika Ridge (Hwy Cross)	3.23	NO	YES	-	-	-	-	-	-	-	-	-	-
6. Eagle's Roost	0.84	NO	YES	10:04am	10:41am	10:23am	11:18am	11:29am	11:49am	12:22pm	12:11pm	1:16pm	2:35pm

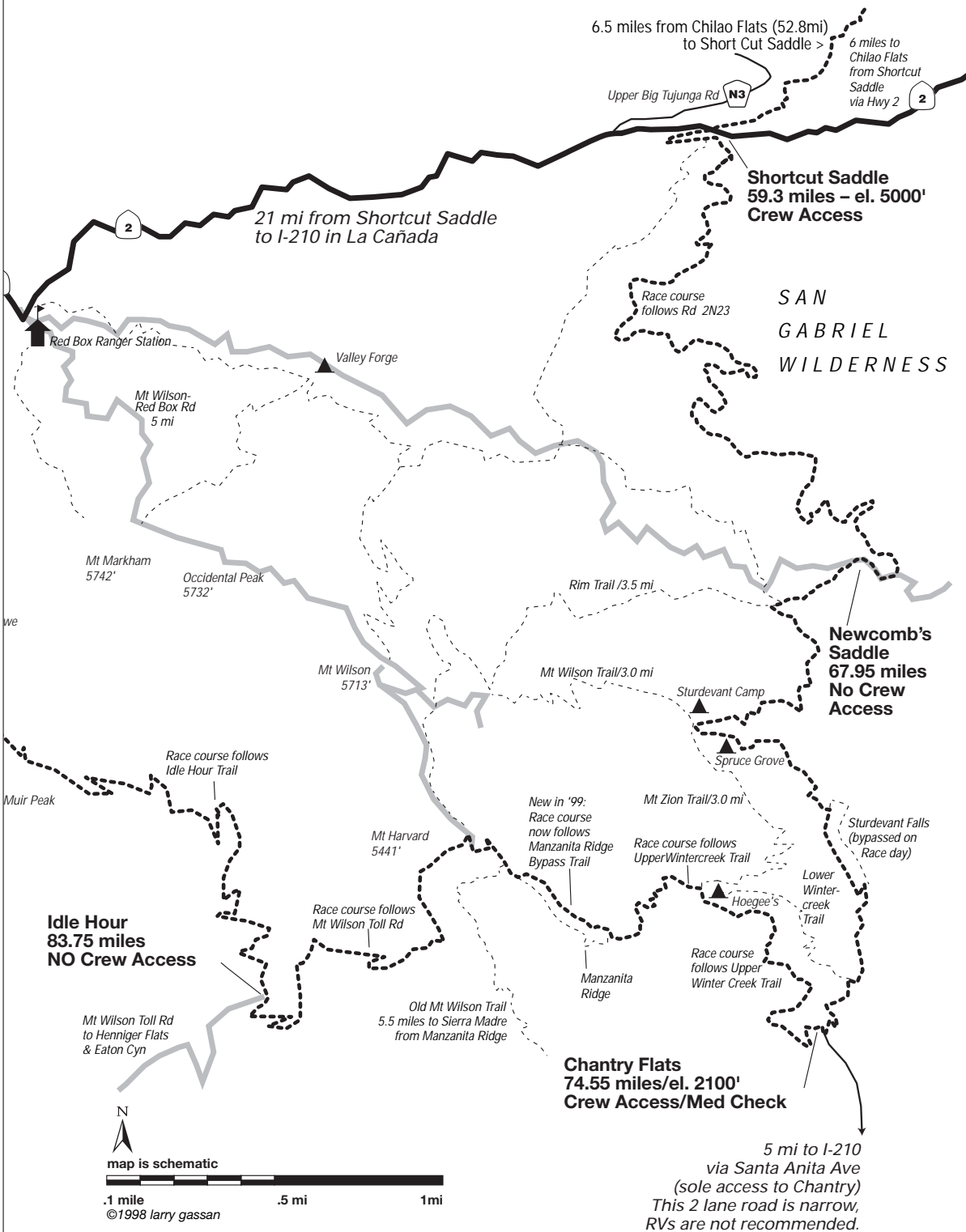
Mile 50 - 52

Eagle's Roost to Chilao Flats



Checkpoint	DELTA Distance	Drop Crew Bag Access	O'Brien	Hian	Nielsen	Bon	Fabian	Gustman	Scholz	Ward	Miksell	Cutoff
7. Cloudburst Summit	7.56	37.54 YES	11:12am	11:52am	11:55	12:57pm	1:19pm	1:39pm	2:25pm	2:11pm	3:46pm	4:30pm
8. Pajarito (Hwy Cross)	0.83	38.37 NO	YES	-	-	-	-	-	-	-	-	-
9. Glenwood (Hwy Cross)	2.06	40.4 NO	YES	-	-	-	-	-	-	-	-	-
10. Three Points	2.29	42.72 YES	11:52am	12:33pm	12:41pm	1:56pm	2:23pm	2:33pm	3:38pm	3:20pm	5:32pm	6:00pm
11. Mt Hillyer	6.36	49.08 YES	NO	12:50pm	1:31pm	3:17pm	3:44pm	4:01pm	5:02pm	4:53pm	7:17pm	8:00pm
12. Chilao (Medical)	3.72	52.8 YES	1:30pm	2:10pm	2:33pm	4:04pm	4:38pm	4:58pm	5:58pm	6:09pm	8:48pm	9:10pm

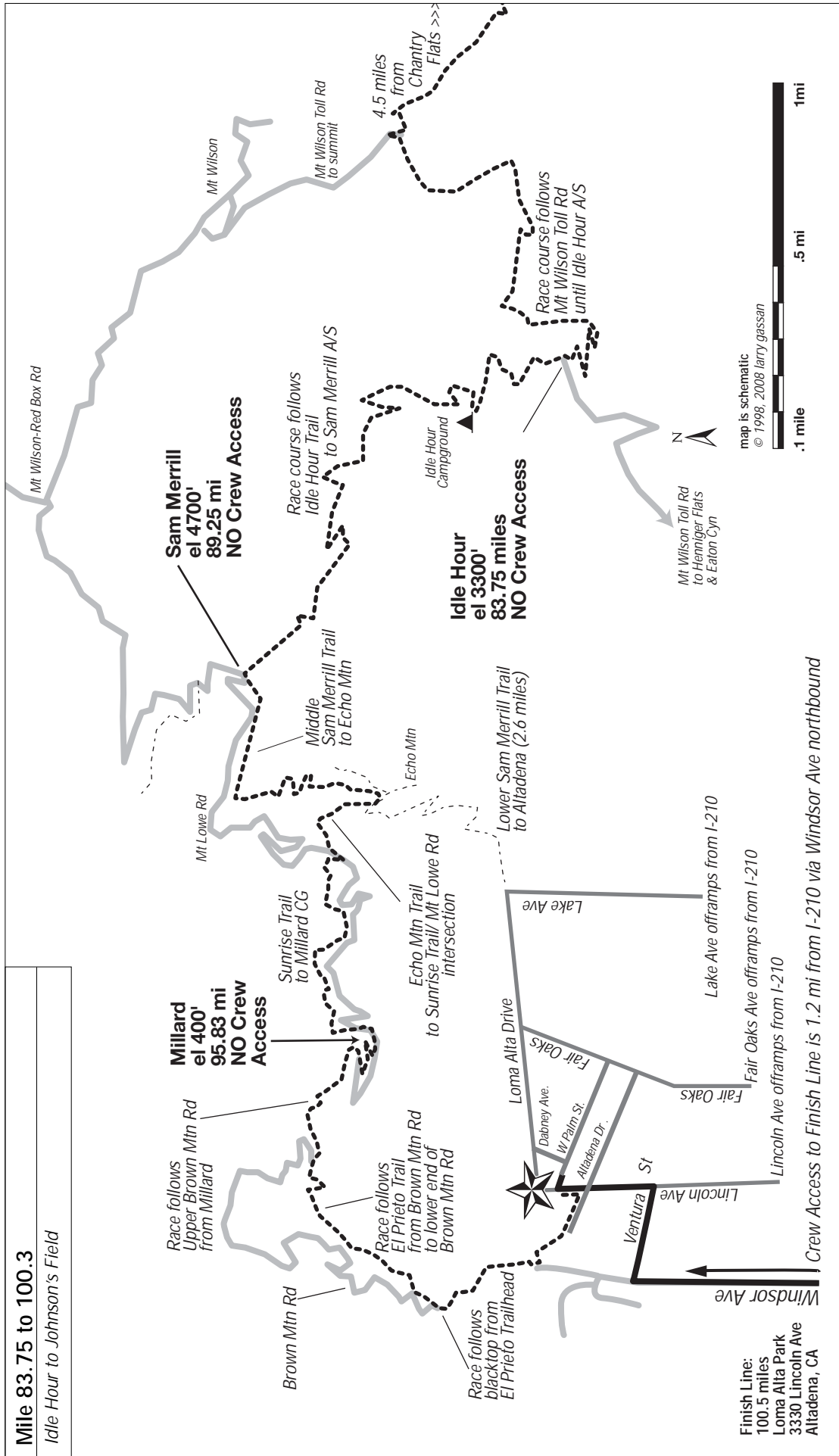
**Mile 52- 83.75**  
 Shortcut Saddle to Idle Hour



Checkpoint	DELTA Distance	Drop Bag Access	O'Brien	Hian	Nielsen	Bon	Fabian	Gustman	Scholz	Ward	Miksell	Cutoff
13. Shortcut Saddle	6.5	NO	2:34pm	3:23pm	3:50pm	5:31pm	5:59pm	6:41pm	7:46pm	7:58pm	10:58pm	11:40pm
14. Newcombs Saddle	8.65	YES	3:52pm	4:49pm	5:29pm	7:11pm	7:53pm	8:52pm	10:15pm	10:47pm	1:47pm	3:00am
15. Chantry Flats (Medical)	6.6	YES	4:59pm	6:01pm	6:40pm	8:35pm	9:55pm	10:48pm	12:18am	2:13am	4:40am	5:25am

5 mi to I-210 via Santa Anita Ave (sole access to Chantry) This 2 lane road is narrow, RVs are not recommended.

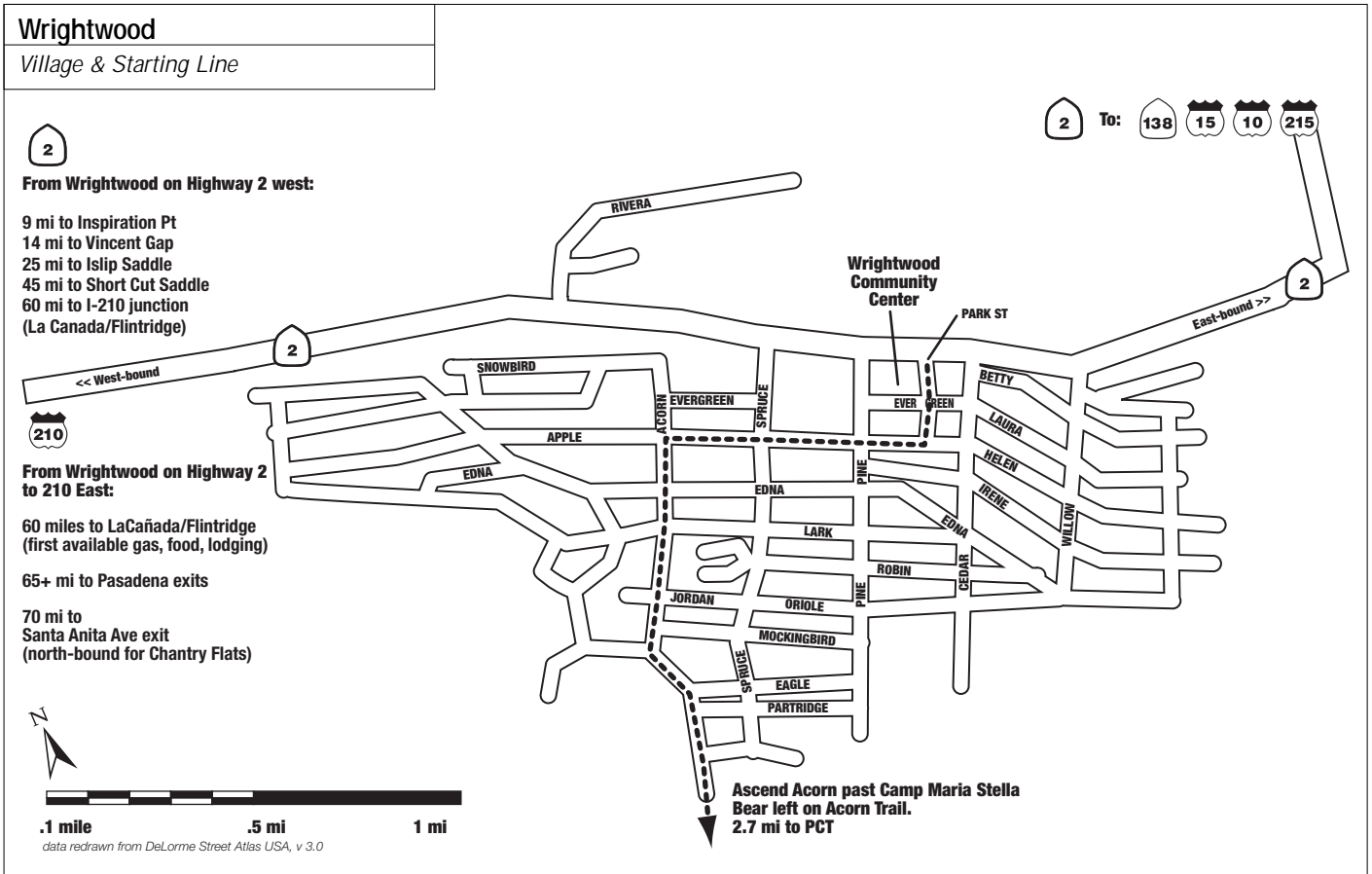
map is schematic  
 .1 mile .5 mi 1mi  
 ©1998 larry gassan



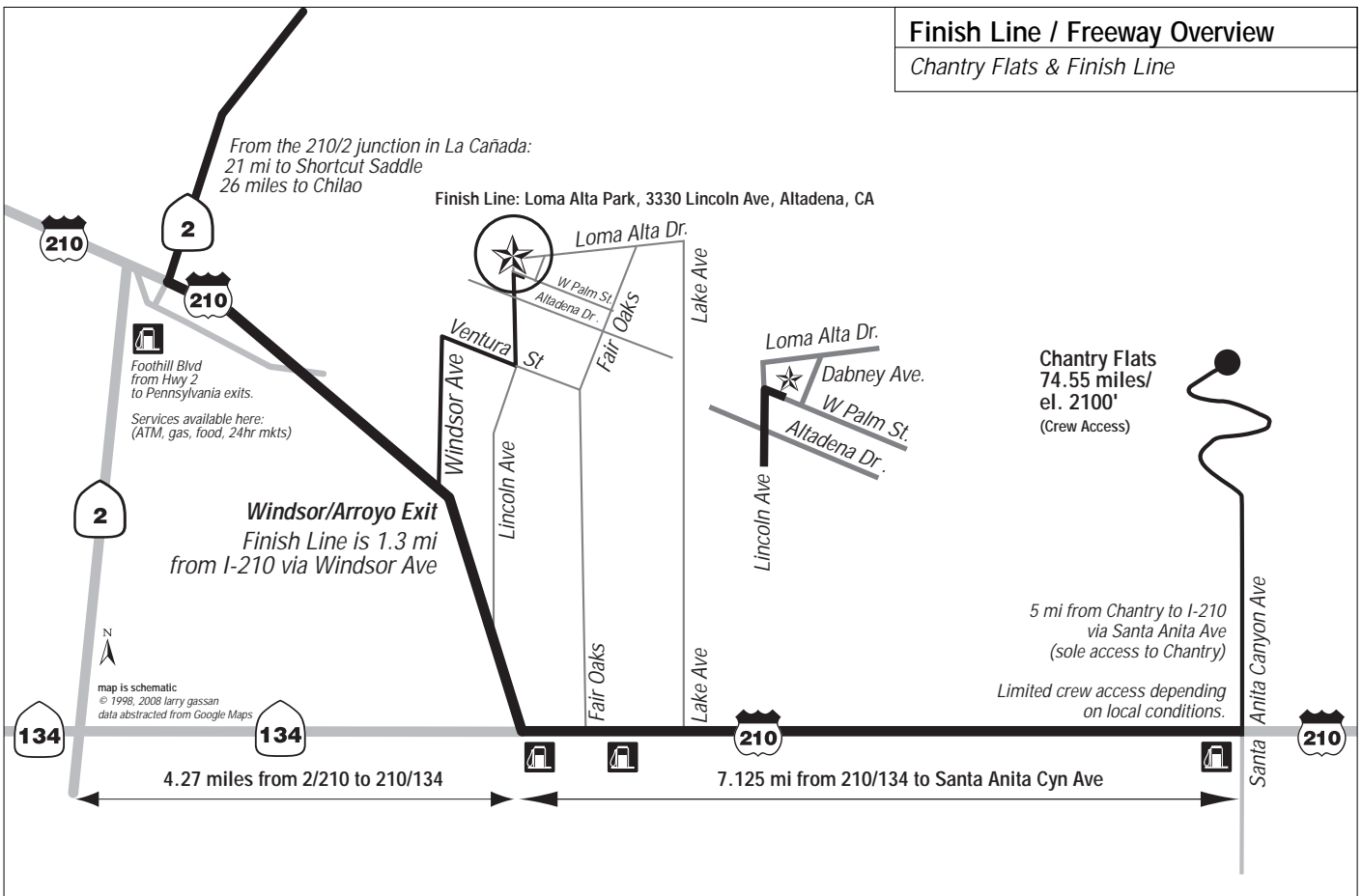
Checkpoint	DELTA	Distance	Drop Bag Access	Crew	O'Brien	Hian	Nielsen	Bon	Gustman	Scholz	Ward	Miksell	Cutoff
15. Chantry Flats (Medical)	6.6	74.55	YES	YES	4:59pm	6:01pm	6:40pm	8:35pm	10:48pm	12:18am	2:13am	4:40am	5:25am
16. Idlehour Trail	9.02	83.75	YES	NO	6:59pm	8:05pm	8:43pm	11:00pm	1:46am	3:34am	6:13am	8:23am	8:45am
17. Sam Merrill Trail	5.5	89.25	YES	NO	8:23pm	9:34pm	10:07pm	12:50am	2:22am	5:48am	8:34am	10:45am	11:20am
18. Millard Campground	6.58	95.83	YES	NO	9:32pm	10:54pm	11:19pm	2:09am	5:50am	7:40am	10:35am	12:39pm	1:20pm
19. Finish Line	4.7	100.53*	YES	YES	10:35pm	11:39pm	12:07am	3:00am	6:55am	8:43am	11:54am	1:51pm	2:00pm

Finish Line:  
100.5 miles  
Loma Alta Park  
3330 Lincoln Ave  
Altadena, CA

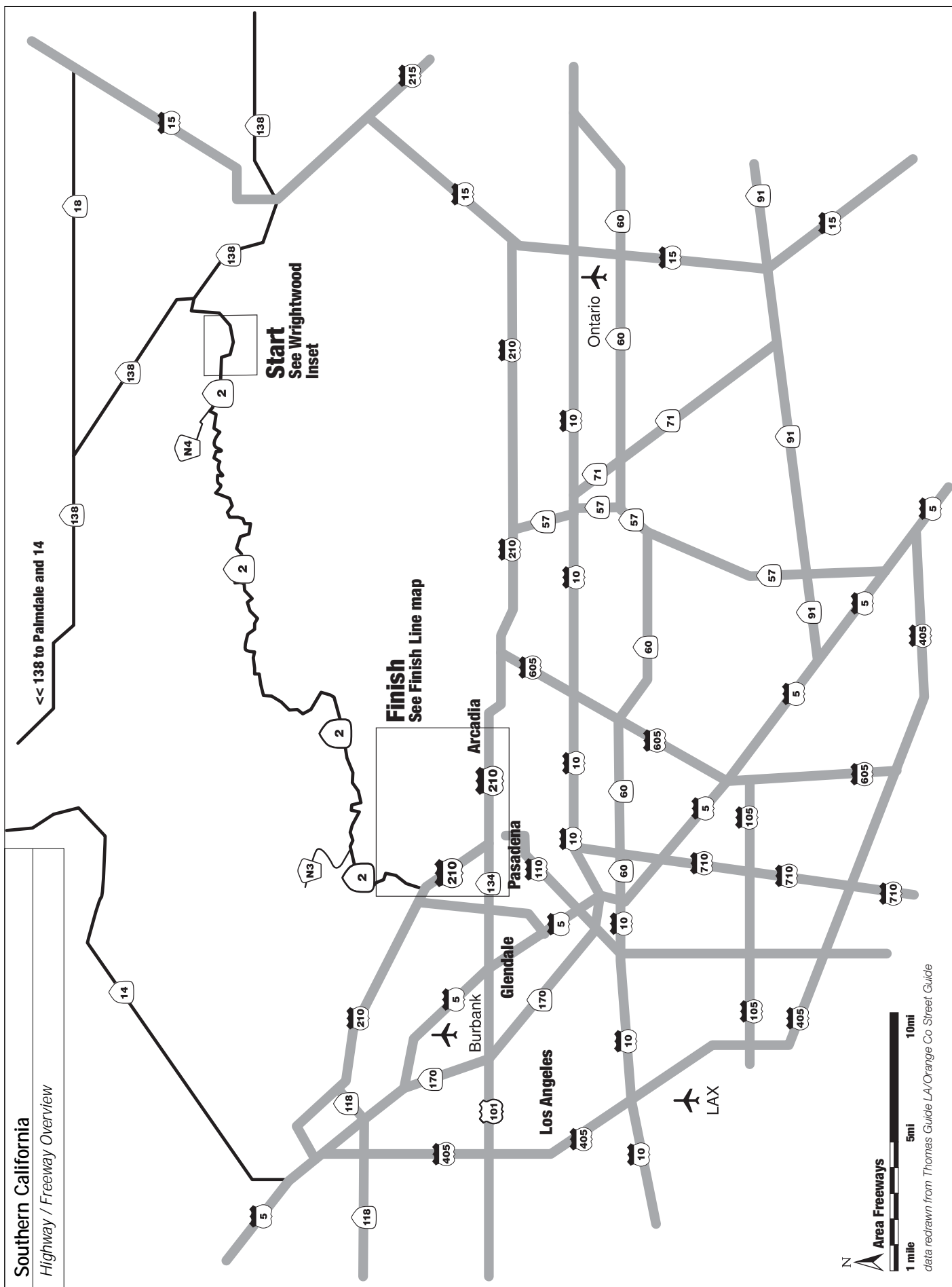
Crew Access to Finish Line is 1.2 mi from I-210 via Windsor Ave northbound



The Start at Wrightwood



From Shortcut to Chantry and the Finish



## 12. Lodging & Resource Index

### Accommodations

#### *Wrightwood*

#### **Wrightwood Chamber of Commerce**

PO Box 416, Wrightwood, CA 92397  
(760) 249-4320.

#### **Canyon Creek Inn**

6059 Pine St., Wrightwood, CA 92397  
(760) 249-4800  
www.canyoncreekinn.com

#### **Mt View Motel**

PO Box 458, 1098 Highway 2  
Wrightwood, CA 92397.  
(760) 249-3553.  
9 units that sleep up to 5.

#### **Pines Motel**

6045 Pine, Wrightwood, CA 92397  
(760) 249-9974.

#### **Wrightwood Sales and Rental**

PO Box 951, Wrightwood, CA 92397  
(760) 249-3339.

#### *Cajon Pass/Wrightwood adjacent*

#### **Best Western**

Cajon Pass, approximately 5 miles east of  
Wrightwood at I-15 and Highway 138.  
1-806-BWCAJON

#### *Victorville/Hesperia*

#### **Budget Inn**

14153 Kentwood Blvd,  
Victorville, CA 92392  
(760) 241-8010

#### **E-Z8 Motel**

15401 Park Avenue East,  
Victorville, CA 92392  
(760) 241-7516

#### **Economy Inn**

15822 Mojave Drive, Victorville, CA 92394  
(760) 241-0075

#### **Green Tree Inn**

14173 Green Tree Boulevard  
Victorville, CA 92392  
www.bestwestern.com/best.html  
(760) 245-3461, fax: (760) 245-7745

#### **Holiday Inn**

15494 Palmdale Road  
Victorville, CA 92392  
(760) 245-6565, fax: (760) 245-6649

#### **EconoLodge**

11886 Mariposa Rd., Hesperia, CA 92345  
(760) 949-1515

#### **Super 8 Motel**

Bear Valley & Mariposa  
Hesperia, CA 92345  
(760) 949-3231

#### **Days Inn Suites**

14865 Bear Valley  
Hesperia, CA 92345  
(760) 948-0600

#### **Sunset Inns of America**

15765 Mojave Drive  
Victorville, CA 92394  
(760) 243-2342

#### **Travel Inn Motel**

14998 7th Street  
Victorville, CA 92392  
(760) 245-8627

#### **Victorville Apple Valley**

16868 Stoddard Wells Road  
Victorville, CA 92394  
(760) 243-7700, fax: (760) 243-4432

#### *Pasadena*

#### **Pasadena Convention & Visitor Center**

Bureau (626) 795-9311.

#### **Chamber of Commerce**

117 East Colorado Boulevard  
Pasadena, CA 91105  
(626) 795-3355 fax: (626) 795-5603

#### **Artists' Inn**

1038 Magnolia Street  
South Pasadena, CA 91030  
(626) 799-5668

#### **Bissell House**

201 Orange Grove Avenue  
South Pasadena, CA 91030  
(626) 441-3535

#### **Comfort Inn**

400 S. Arroyo Pkwy  
Pasadena, CA 91105.  
(626) 405-0811 fax: (626) 796-0966  
(3 miles from the Rose Bowl)

#### **Doubletree Hotel**

191 North Los Robles Avenue  
Pasadena, CA 91101  
(626) 792-2727  
fax: (626) 304-0373

#### **Hilton**

150 South Los Robles Avenue  
Pasadena, CA 91101  
(626) 577-1000, fax: (626) 584-3148

#### **Holiday Inn**

303 Cordova Street  
Pasadena, CA 91101  
(626) 449-4000, fax: (626) 584-1390

#### **Mira-Monte Hotel**

127 South El Molino Avenue  
Pasadena, CA 91101  
(626) 796-2685

#### **Pasadena Hotel Old Towne B & B**

76 North Fair Oaks Avenue  
Pasadena, CA 91103  
(626) 568-8172

#### **Pasadena Inn**

400 South Arroyo Pkwy  
Pasadena, CA 91105  
(626) 795-8401, fax: (626) 577-2629

#### **Ramada Inn**

3500 East Colorado Boulevard  
Pasadena, CA 91107  
(626) 792-1363, fax: (626) 792-9213

#### **Regal Inn Motel**

3800 East Colorado Boulevard  
Pasadena, CA 91107  
(626) 449-4743

#### **Ritz-Carlton Huntington Hotel**

1401 South Oak Knoll Avenue  
Pasadena, CA 91106  
(626) 568-3900, fax: (626) 792-4192

#### **Saga Motor Hotel**

1633 East Colorado Boulevard  
Pasadena, CA 91106  
(626) 795-0431  
fax: (626) 792-0559

#### **Vagabond Inn (2 locations)**

1203 East Colorado Boulevard  
Pasadena, CA 91106  
(626) 449-3170, fax: (626) 577-8873

2863 East Colorado Boulevard

Pasadena, CA 91107  
(626) 449-3020

#### *Glendale*

#### **American Motel**

1541 East Colorado Street  
Glendale, CA 91205  
(818) 242-5572

#### **Bell Motor Hotel**

1130 East Colorado Street  
Glendale, CA 91205  
(818) 956-7179

*Glendale (continued)***Best Western Inn**

123 West Colorado Street  
Glendale, CA 91204  
www.bestwestern.com/best.html  
(818) 247-0111, fax: (818)  
545-9393

**Chariot Inn Motel**

1118 East Colorado Street  
Glendale, CA 91205  
(818) 507-9600

**Days Inn**

450 Pioneer Drive  
Glendale, CA 91203  
(818) 956-0202  
fax: (818) 502-0843

**Doubletree Hotel**

100 West Glenoaks Boulevard  
Glendale, CA 91202  
(818) 956-5466  
fax: (818) 551-4088

**Econo Lodge**

1437 East Colorado Street  
Glendale, CA 91205  
(818) 246-8367

**El Rio Motel**

1515 East Colorado Street  
Glendale, CA 91205  
(818) 243-3157

**Glendale Motel**

1523 East Colorado Street  
Glendale, CA 91205  
(818) 243-7126

**Manhattan Motel**

1523 East Colorado Street  
Glendale, CA 91205  
(818) 244-8195

**Maryland Hotel**

202 East Wilson Avenue  
Glendale, CA 91206  
(818) 241-3121

**May-Lane Motel**

2413 Foothill Boulevard  
La Crescenta, CA 91214  
(818) 248-1294

**Rodeway Inn**

200 West Colorado Street  
Glendale, CA 91204  
(818) 246-7331

**Vagabond Inns**

120 West Colorado Street  
Glendale, CA 91204  
(818) 240-1700  
fax: (818) 548-8428

**Map & Book References:**

The following maps were used as primary references for the maps in the Race Book.

**Trail Map of the Angeles Front Country,****Trail Map of the Angeles High Country**

Both by Tom Harrison, and are used by USFS and NPS rangers. Simply the best available.

<www.tomharrisonmaps.com.>

**Google Maps**

Lost? Must be MapQuest.

**Los Angeles County Street Guide & Directory.**

Thomas Bros. Maps. The one directory map-guide you'll ever need for LA County and Southern California.

**Other Reference Books:**

**Trails of the Angeles: 100 Hikes in the San Gabriels**  
by John W. Robinson. Colorful text, useless maps.

**The Control of Nature**, John McPhee.

Anthology of three brilliant essays, the final one illuminating the business of flood control, geology, and firefighting here in the San Gabriels.

**Los Angeles: City of Four Ecologies**

Rayner Banham. The iconoclastic granddaddy of looking at Los Angeles, and liking it.

**AC100 Race Photos Wanted...**

Send your own AC100-race photos to Larry Gassan for inclusion in future RaceBooks. Please caption each photo with who, when, & where.

...and text & caption corrections

Send all corrections to Larry Gassan at  
<larry@larrygassan.com>



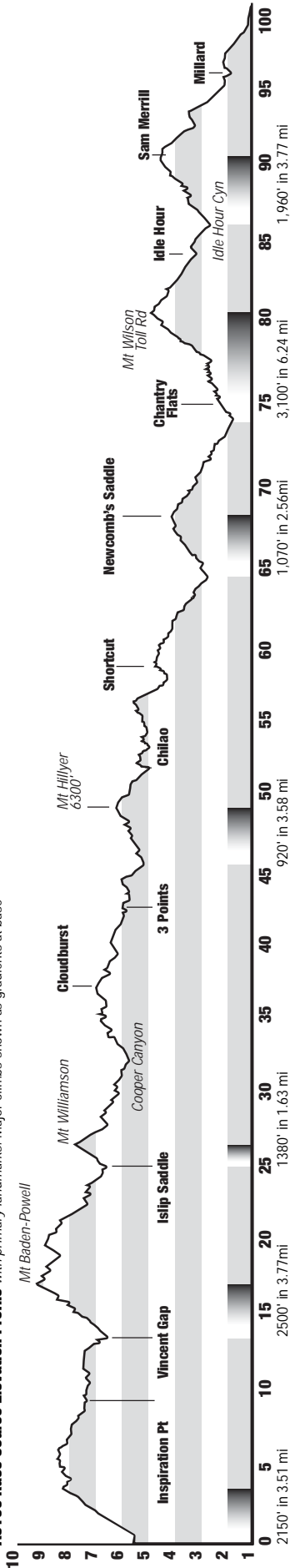
*Heading into Islip, 2005.*




*Deb Clem irons out the kinks for a lucky finisher.*



AC100 Race Course Elevation Profile with primary landmarks. Major climbs shown as gradients at base



Checkpoint	DELTA Distance	Drop Crew Bag Access	O'Brien	Hian	Nielsen	Bon	Fabian	Gustman	Scholz	Ward	Miksell	Cutoff
1. Wrightwood	0	NO	YES	5:00am	5:00am	5:00am	5:00am	5:00am	5:00am	5:00am	5:00am	5:00am
2. Inspiration Point	9.3	NO	YES	6:33am	6:53am	6:55am	6:57am	7:03am	7:10am	7:14am	7:24am	8:15am
3. Vincent Gap	4.5	YES	YES	7:12am	7:37am	7:43am	7:43am	7:51am	8:05am	8:06am	8:25am	9:20am
4. Islip Saddle (Medical)	12.06	YES	YES	9:21am	9:51am	10:16am	10:22am	10:46am	11:10am	11:04am	11:54am	1:05pm
5. Kraika Ridge (Hwy Cross)	3.23	NO	YES	-	-	-	-	-	-	-	-	-
6. Eagle's Roost	0.84	NO	YES	10:04am	10:41am	11:18am	11:29am	11:49am	12:22pm	12:11pm	1:16pm	2:35pm
7. Cloudburst Summit	7.56	YES	YES	11:12am	11:52am	12:57pm	1:19pm	1:39pm	2:25pm	2:11pm	3:46pm	4:30pm
8. Pajarito (Hwy Cross)	0.83	NO	YES	-	-	-	-	-	-	-	-	-
9. Glenwood (Hwy Cross)	2.06	NO	YES	-	-	-	-	-	-	-	-	-
10. Three Points	2.29	YES	YES	11:52am	12:33pm	1:56pm	2:23pm	2:33pm	3:38pm	3:20pm	5:32pm	6:00pm
11. Mt Hillier	6.36	YES	NO	12:50pm	1:31pm	3:17pm	3:44pm	4:01pm	5:02pm	4:53pm	7:17pm	8:00pm
12. Chilioao (Medical)	3.72	YES	YES	1:30pm	2:10pm	4:04pm	4:38pm	4:58pm	5:58pm	6:09pm	8:48pm	9:10pm
13. Shortcut Saddle	6.5	NO	YES	2:34pm	3:23pm	5:31pm	5:59pm	6:41pm	7:46pm	7:58pm	10:58pm	11:40pm
14. Newcomb's Saddle	8.65	YES	NO	3:52pm	4:49pm	7:11pm	7:53pm	8:52pm	10:15pm	10:47pm	1:47pm	3:00am
15. Chantry Flats (Medical)	6.6	YES	YES	4:59pm	6:01pm	8:35pm	9:55pm	10:48pm	12:18am	2:13am	4:40am	5:25am
16. Idlehour Trail	9:02	YES	NO	6:59pm	8:05pm	11:00pm	12:32am	1:46am	3:34am	6:13am	8:23am	8:45am
17. Sam Merrill Trail	5.5	YES	NO	8:23pm	9:34pm	12:50am	2:22am	3:49am	5:48am	8:34am	10:45am	11:20am
18. Millard Campground	6.58	YES	NO	9:32pm	10:54pm	2:09am	4:01am	5:50am	7:40am	10:35am	12:38pm	1:20pm
19. Finish Line	4.7	100:53*	YES	10:35pm	11:39pm	3:00am	4:55am	6:55am	8:43am	11:54am	1:51pm	2:00pm



*William Cook, the final photographed 2007 finisher.*

This race is made possible through the generous assistance of our sponsors:



The Angeles Crest 100 Mile Endurance Run, Inc. • 370 West Colorado Street, Arcadia, California 91007 • (626) 627-1871 • ken1@ac100.com • www.ac100.com



The Angeles Crest 100 is a charter member of the SoCal Ultra Series • <http://www.socalultraseries.org/>  
RaceBook designed & produced by Larry Gassan p/d/p • <http://LarryGassan.com> • [Larry@LarryGassan.com](mailto:Larry@LarryGassan.com)