

the 24th Annual Angeles Crest 100-Mile Endurance Run
July 23-24, 2011

SOUTHERN CALIFORNIA'S CLOSEST WINTER RESORT



Introduction

Invitation

We are proud to host the 24th Annual Angeles Crest 100 for the fine men and women who have decided to compete in this year's event.

The catastrophic Station Fire canceled the 2009 Race, and was the second time in less than ten years we've had to cancel. This prompted us to reschedule to our new late July date.

This fire has also irrevocably changed the mountains we know and love—the changes wrought by this disaster will be visible for a good portion of the course. Time, and the continuing efforts of The Angeles Crest 100 Trail Volunteers have joined in efforts to restore and renew trails in the Angeles National Forest. Without the efforts of these volunteers and hundreds others like them, the trails that make this race would cease to exist.

In coordinating an event of this size, problems or unanticipated situations may arise. The Race has developed cooperative and amicable relations with various State and Federal agencies (CalTrans, Dept of Fish & Wildlife, and the US Forest Service for example) which have enabled us to keep moving forward.

We ask your patience as we work towards improving our race every year.

Thank you for your support,

Ken

Ken Hamada, Race Director

Hal

Hal Winton, Co-Race Director

Andy Morehead, Assistant Race Director

Gary Hilliard, Assistant Race Director



Below: The Station Fire = cancelled 2009 race, as seen from Griffith Park, 25 miles SW of the blaze.

Editor's Notes

The 2011 AC100 Race Book was created with the runner, pacer and crew in mind. We're rolling in color for the online PDF version, which will show the Race in a new light.

Jim O'Brien's 1989 record time invites you, while Suzanna Bon's 2008 women's record shows what you can do with a careful race strategy.

The race finishes again at Loma Alta Park in Altadena. See pages 16-19 for details.

All this takes place in Southern California's dynamic natural environment. Long-term drought conditions are affecting the forests of the San Gabriels. Add human mischief as arson, and chaos erupts.

In September 2002, two major fires ignited within eighteen days of each other.

The 2009 Station Fire consumed over 160,000 acres before it was contained, after over seven weeks of desperate efforts.

After each of these catastrophes, hillsides and roadbeds slide.

Highway closures of Highway 2 are still present. CalTrans may have these fully open by Race Day. The "Plan B" Detour Map is still in the book should conditions warrant.

Trail maps were drawn from the Tom Harrison map series: The Angeles Crest Front Range, and The Angeles Crest High Country. They are the best reference sources available.

Every AC100 finisher is indexed by time and name, and are updated annually. Many of you will see yourselves in these lists.

Some of you remember the years when you didn't finish. But you came back the next year and made it right. This book is dedicated to you.

Yrs truly,

Larry

Larry Gassan
AC100 RaceBook Editor



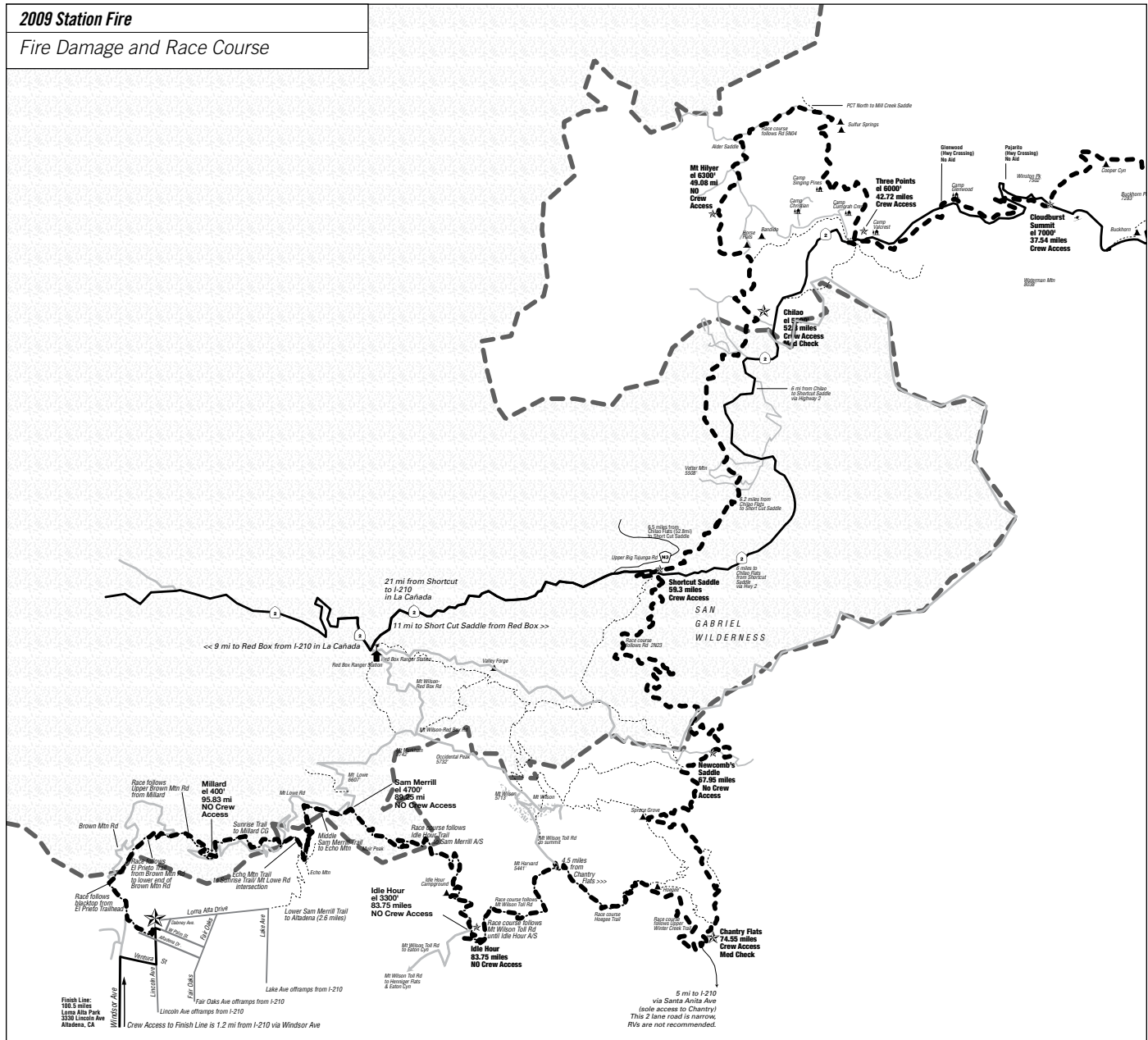
- ☛ The Station Fire: Holocaust of the Angeles Crest 4
- ☛ 1. Race Day Schedule 6
- ☛ 2. Rules And Procedures 8
- ☛ 3. Race Course Description..... 11
- ☛ 4. Driving the Course 18
- ☛ 5. Awards 20
- ☛ 6. 2010 Race Team and Volunteers 24
- ☛ 7. Course Wildlife..... 26
- ☛ 8. Finishers by Rank..... 29
- ☛ 9. Finisher Index..... 43
- ☛ 10. Trail Work, post-Station Fire 53
- ☛ 11. The AC100 and the Pleasant View Ridge Wilderness Problem..... 56
- ☛ 12. Course Maps 58
- ☛ 13. Lodging & Resource Index..... 67
- ☛ 14. Checkpoint Chart / Elevation Profile..... 69

On Persistence and Determination

“Press On — Nothing in the world can take the place of persistence. Talent will not; Nothing is more common than unsuccessful men with talent. Genius will not; unrewarded genius is almost a proverb. Education alone will not; The world is full of educated derelicts. Persistence and determination alone has unlimited potential.”

— Calvin Coolidge

The Station Fire: Holocaust of the Angeles Crest



Left: The Station Fire's effect on the Angeles Crest 100 Race Course

The 2009 Station Fire Overview

The Station Fire began on August 26, 2009 and burned out of control for over six weeks. Full containment was not declared until October 16, 2009. The fire consumed 160,577 acres (251 sq mi), destroyed 209 structures destroyed, including 89 homes.

The fire started in the Angeles National Forest near the U.S. Forest Service ranger station on the Angeles Crest Highway (State Highway 2), approximately 4 miles north of La Cañada.

The blaze threatened 12,000 structures in the National Forest and the nearby communities of La Cañada Flintridge, Glendale, Acton, La Crescenta, Littlerock and Altadena, as well as the Sunland

and Tujunga neighborhoods of the City of Los Angeles. Many of these areas faced mandatory evacuations as the flames drew near, but as of September 6, all evacuation orders were lifted. The Station Fire burned up the western slopes of Mount Wilson, threatening numerous television, radio and cellular telephone antennas on the summit. Also threatened were the Mount Wilson Observatory, which includes several historically significant telescopes and multi-million-dollar astronomical facilities operated by UCLA, USC, UC Berkeley and Georgia State University.

A 40-mile stretch of the Angeles Crest Highway from La Cañada to Upper Big Tujunga Cyn was closed indefinitely due to

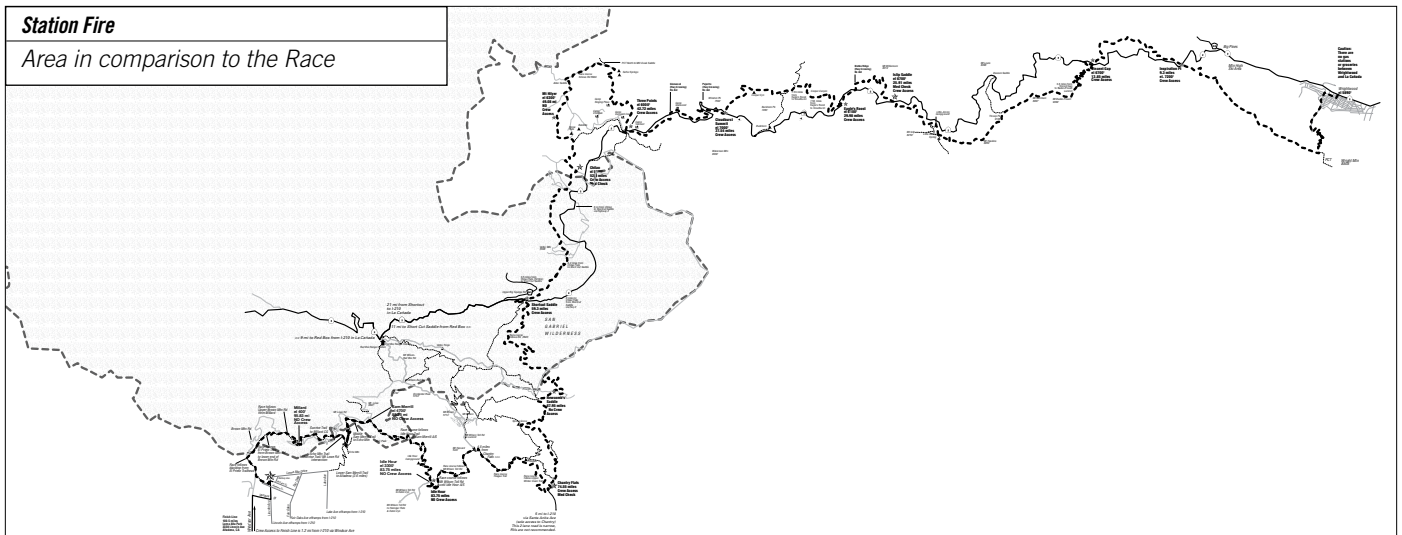
guardrail and sign damage, although the pavement remained largely intact. It may be open in time for Race Day, schedules permitting.

On September 3, 2009, officials announced that the Station Fire was caused by arson, and that a homicide investigation had been initiated.

The Station Fire claimed the lives of two Los Angeles County firefighters who were killed when their vehicle left the roadway due to heavy smoke conditions. The two firefighters had been assigned to a fire inmate hand crew camp (jointly operated by the Los Angeles County Fire Department and California Department of Corrections) had been searching for a safe escape zone



The Station Fire, Day 5, from Griffith Park, 15 miles south of the blaze. The blaze created its own towering pyrocumulus cloud, generating fierce up-drafts and near-nuclear vortexes that were unstoppable. All the firefighters could do was to shape the blaze, and hold on desperately to key points like the Mt. Wilson complex. On September 10 it was feared that Mt Wilson was lost, but it wasn't.



to help evacuate the camp's inmate crews who were being forced to evacuate due to the Station Fire threatening the camp.

As of September 15, \$93.8 million had been spent fighting the fire at 91% contained with full containment by September 19. It was 100% contained at 7:00 P.M. PST on Friday, October 16, 2009, due to

moderate rainfall.

Property owners and concerned citizens are demanding a formal Congressional investigation as to why the U.S. Forest Service did not contain the fire within the first 48 hours when it was manageable.

The long-term losses of old-growth forests, all animal species, insects, birds

and reptiles are only beginning to be calculated. At 160,557 acres, the Station Fire is the 10th largest in modern California history, and the largest wildfire in the modern history of Los Angeles County, passing the 105,000-acre (164 sq mi) Clampitt Fire of September 1970.

1. Race Day Schedule



In loving memory: Race champions Jim Pellon and Vicki DeVita.

Race Weekend Weather

The new July Race Day promises to be warm, if not hot. All data drawn from: <http://www.wunderground.com>

Weather Data

	High	Low	Average
Wrightwood	• 91°	• 66°	• 80°
Altadena	• 75°	• 59°	• 65°

Sun/Moon	Rise	Set
Sun	5:56 AM	8:00 PM
Moon	6:33 PM	3:40 AM
Length of Day	14H 03M	
Length Of Visible Light	14H 59M	
Moon Phase: New, w/ 1.7% illumination	●	

Race Weekend: Schedule of Events

Friday, July 22 in Wrightwood: Wrightwood Community Building

9:00am - 12:00pm

- Medical checkup.
- Drop bag collection

2:00 pm - 4:30 pm

- Welcome
- Medical Concerns
- USFS Concerns
- Search & Rescue Concerns
- Trail Briefing/Slide Presentation

Wrightwood Community Building

6:00 pm

There will be a spaghetti dinner at 6pm at the Wrightwood Community Center.

The dinner is sponsored by Snowline Royalty, as a fundraiser to help buy books for the Snowline Royalty's Reading Program. Various queens and princesses go to

elementary school classrooms and read to children. A book is then presented to each child in the classroom as a gift. The cost of the dinner is \$5 and is open to the public.

Saturday, July 23 in Wrightwood:

4:00 am

Runner Check-in at the Wrightwood Community Building
5:00 am

Hal Winton presents the Invocation.

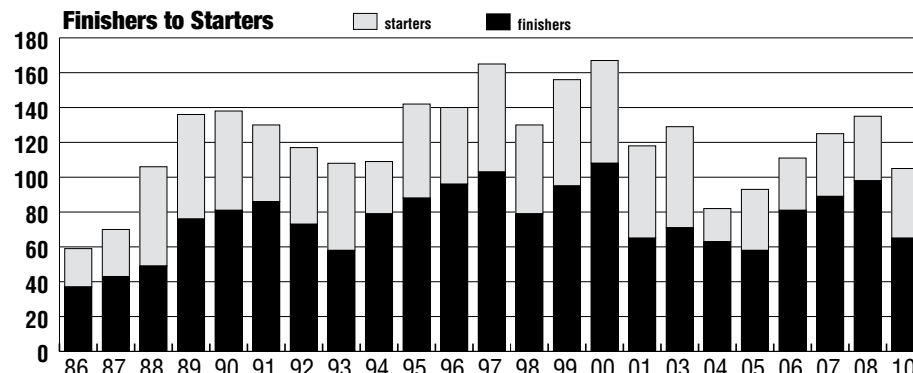
Andy Morehead and the Wrightwood firefighters help start the race. Go!

Sunday, July 24 at Loma Alta Park, Altadena:

2:00 pm (sharp) Finish of race

2:30 pm - 5:00 pm

Picnic and Award Ceremony



Ratio of starters to finishers.

Race Distances

1986-91	101.99
1992	101.35
1993, 94	101.08
1995	100.90
1996 & 1997	100.53
1998 on	100.5

Just so you know: Jim O'Brien set the record on the long course. right: Jorge Pacheco, 2003

The Race is remarkably true to the original course laid out by Del Beaudoin in 1986. We now finish at Loma Alta Park, which replaces the Johnson Field location we've used since 1992.

The overall distance is still the same. You, lucky runner, get a final trail climb before hitting the blacktop to the finish line.

The initial Cooper Canyon section has been temporarily replaced by a road section awaiting the outcome of an Environmental Impact Report regarding the Yellow Legged Frog. So far, Froggy is holding all the face cards.

In '96, a scenic PCT trail section replaced the "death-march" road climb out of Cooper Cyn. A short (.85 mile) trail section overlooking Sulfur Springs replaced an asphalt grade. In '99 the AC100 Trail Volunteers built the "Winton Bypass" below Manzanita Ridge on Mt. Wilson, replacing a 16% grade ridge-run.

Everything else is the same as it was for the first 37 finishers in 1986.

It's all yours—go for it.



2. Rules And Procedures



Tom Nielsen, Cloudburst Summit, 1999

The AC100 Race Rules And Procedures are designed for the safety and well-being of everyone involved in the race; including runners, pacers, crews, volunteers and spectators. Failure to comply with these rules may result in disqualification of the runner.

1) Runner Responsibilities

The runner is responsible for knowing all the rules.

2) Race Packet Pick-up

Only runners entered in the Race will be allowed to pick up their race packet. ID (i.e., drivers license) will be required.

If you do not plan to run the race and want to have a friend pick up your race packet on Friday, please inform Race Management.

3) No “muling”

Runners must carry all of their own fluids, food, clothing and other supplies needed for use between checkpoints.

4) No unauthorized aid, caches or drops.

No one is allowed to cache, drop, or store supplies on the AC100 course before or during the Run. Runners are not allowed aid between checkpoints. Crews are forbidden to leave aid along the trail during the run.

Runners whose crews and friends using the AC100 course and aid stations on race weekend for training runs will be disqualified.

5) No Course-Cutting

Runners must follow the marked course at all times. If the Runner departs from the marked course, the runner must return to the point of departure on foot before continuing. Cutting the course is grounds for immediate disqualification.

6) Checking In/ Checking Out

It is the Runner's responsibility to properly check in and check out of each checkpoint. Bib numbers must be clearly visible.

7) Pacers

Runners may be aided by a Pacer starting at the Chilao Checkpoint (mile 52). Only one Pacer will be allowed to accompany each Runner between each checkpoint. Runners 60 and over will be allowed a pacer from the start in Wrightwood.

Aid will be available for both the Runner and the Pacer. Both runner and pacer must receive their aid at the designated checkpoints. However, if a shortage occurs, Runners have priority.

7a) If you want to pace

If you or your friends are available to pace a runner, please let the Chilao (52 miles), Short Cut (59.3 miles), or Chantry Flats (75 miles) Checkpoint Coordinator know. They will keep a list of available Pacers. Out-of-state Runners who have come the greatest distance have priority

8) Cutoff times

Cutoff times will be enforced at each Checkpoint by the Checkpoint Leaders. Their decisions are final, no exceptions. Cutoffs are listed at the back of this book. If you are not clear about cut-offs, ASK!

9) Highway Crossings

The main concern is safe movement of pedestrian and vehicle traffic. Vehicles have right of way at all times.

There will be a Run Official (flagman) at each highway-crossing checkpoint. The Runner is a pedestrian and must obey all Run Official directions; and all laws pertaining to highway pedestrian crossings.

10) If you decide to drop

If any Runner is unable to complete the Run, the Runner must notify a run official. The medical wristband (provided at the pre-race medical check in Wrightwood) must be surrendered. Upon surrendering the medical wristband, the runner is officially out of the race.

If Run Officials do not get the runner's medical wristband and the runner does not show up at the next checkpoint within a reasonable time, Run Officials will assume that the runner is lost and notify Search and Rescue. Leaving the race without informing a Run Official is grounds for disqualification.

11) If you get lost

If you get lost or injured, do not attempt to find your way cross country. **STAY ON THE TRAIL AND WAIT.** Wandering aimlessly, especially at night, will reduce your chances of being found.

12) Do Not Litter

Either carry your trash or leave it at checkpoints.

Support Crews and Other Issues

Support crews are not essential. There is adequate aid station support along the course with water, electrolyte replacement fluids, food and medical aid. In addition, drop bags are allowed at all major checkpoints (see Checkpoint Chart, p 67)

If you do have a crew, please note:

- Many checkpoints are close to the Angeles Crest Highway (Hwy 2). Whether on foot or in vehicles, crews must not impede highway traffic.
- Crews should carpool when possible to prevent traffic problems.
- Crews must comply with Run Officials directing traffic. Those who don't could get their runner disqualified.
- Only support crew vehicles are allowed in congested parking areas.
- Crews are NOT allowed at checkpoints marked "NO" in the crew column of the AC100 Checkpoint Table.
- No dogs allowed at any checkpoints or on the course.

Checkpoints Closed to Crews

Mt. Hillyer will be closed to support crews. Absolutely no support vehicles allowed on the road to Hillyer!

Chantry Flats is the last crew access point over the final 25 miles of the course. Newcomb's Saddle, Idlehour Trail, Sam Merrill Trail, and Millard Campground are closed to crew access. Use drop bags for flashlights, batteries and warm clothing.

Drop Bags

We urge runners to take advantage of this service. Besides ensuring you get what you need when you need it, using drop bags instead of crews helps minimize highway traffic.

Drop bags will be collected on Friday morning in front of the Wrightwood Community Building. Indicate your name, run number, and checkpoint on each Drop Bag. Be sure that all bags are securely tied and labeled.

Mt. Hillyer Trail, Newcomb's Pass, Idlehour Trail, Sam Merrill Trail, and Millard Campground Checkpoints are closed to crews but do have drop bag service. Newcomb's Pass, Idlehour and Sam Merrill get cool at night. Warm clothing may be needed for these sections.

All drop bags will be returned to the Finish area. Don't bring your favorite t-shirt or expensive clothing. Drop bags can get lost.

No Shuttle Service

There is no formal shuttle service to bring runners back to Wrightwood. Runners are responsible for making their own arrangements.

Trail Marking

Trails are marked with yellow surveyor ribbon and biodegradable powder. Night sections are marked by fluorescent surveyor ribbon and glow-sticks.

Biodegradable powder will be used to mark the trail near campgrounds, since campers have been known to remove ribbons and glowsticks. Checkpoint Coordinators know about problem areas and will re-mark the trail as necessary.

EMTs and the Volunteer Medical Team

The race is staffed by an all-volunteer medical team, led by the Medical Director.

HAM Radio Communication

"HAM" radio operators will be tracking runners' progress at each checkpoint. Arrival, departure, and drop information will be distributed among checkpoints and to a database at the finish area using integrated radio communications and computers. This system not only makes it possible to locate runners' positions throughout the race, it also facilitates emergency response.

Medical Concerns: Dehydration


Dehydration is the most common medical problem for endurance runners. To monitor dehydration, runners will be weighed at major medical checkpoints. Weights will be compared to the baseline weight on the runner's medical band.

Weight Loss

- If the weight is 3% below baseline, the runner will be asked to drink more.
- If the weight is more than 5% below baseline, increased fluid intake will be strongly advised. The runner will be re-weighed before leaving the checkpoint. It is the runner's decision to continue the race as long as they are within the cutoff.

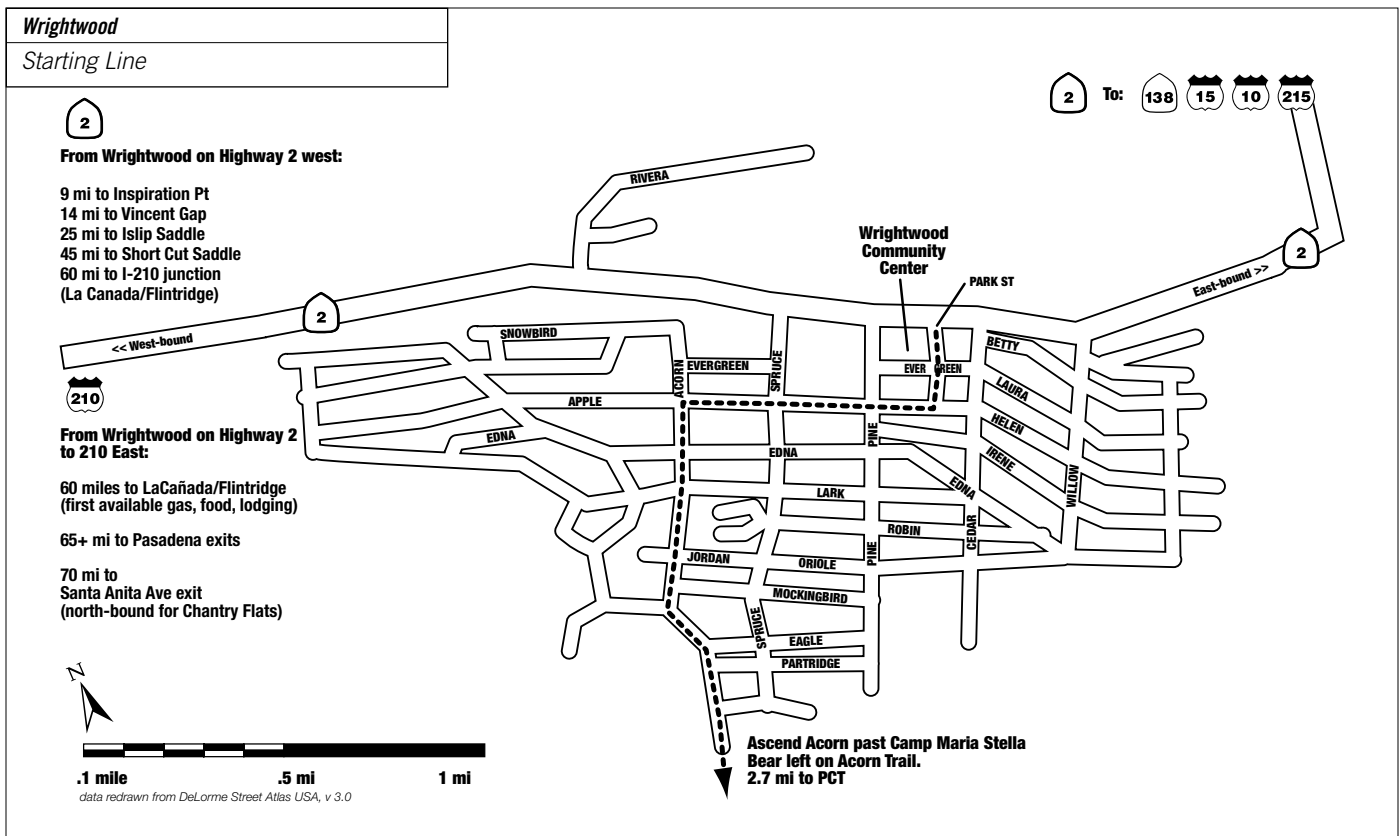
Hypothermia

Hypothermia could be a problem near Mt. Baden-Powell. Wear adequate clothing for the climb. Checkpoints before and after Mt. Baden-Powell (Vincent Gap and Islip Saddle) have crew access and drop bag service. Leave excess clothing with your crew, or in your drop bag that will be returned to the Finish Area.



Jim O'Brien, a mile or so from Islip Saddle, 1989.

3. Race Course Description



Trail Descriptions

The following trail descriptions are designed to acquaint the racer and their crew with the AC100 Race Course. Certain areas that are accessible on training runs will not be available to crews on Race Day. Please make note of this.

Map Sources

The maps used in this book are simplified schematics from The Harrison Maps; Angeles Crest: The High Country and Angeles Crest: The Front Range.

Street and arterial maps are drawn from the Thomas Guide/LA County, and Google maps (google.com).

Harrison Maps are available at local outdoor outfitters, and direct. The Thomas Guides are widely available in bookstores and supermarkets.

Wrightwood

The race has its start and pre-race in Wrightwood, the picturesque mountain resort community. Located in picturesque Swartout Canyon at 6,000 ft. on the north slope of the rugged San Gabriel Mountains, Wrightwood has long been a friendly rest stop for Pacific Crest Trail hikers, runners and nature lovers; with many interesting shops and excellent restaurants.

The Pacific Crest Trail (PCT) is a National Scenic Trail extending 2,568 miles from Mexico to Canada. The Angeles Forest segment of the PCT extends 170 miles northwest from Wright Mountain above Wrightwood to a point south of Highway 58.

Acorn Trail to the Pacific Crest Trail

The AC100 Trail leaves Wrightwood via Acorn Street, ascending a steep grade, past the MariaStella camp to the left. At road's end, the Acorn Trail is a left turn, where it begins its switchback ascent 2.8 miles up to the Pacific Crest Trail.

At the PCT junction, the Race-course turns right on the PCT. From here the runner is treated to a panorama of Mt Baldy (10,760') on the left to Mt Baden-Powell (9,400') to the right. The trail stays mainly on the Blue Ridge, skirting the Mountain High Ski Areas, until it descends to the notch at Lightning Ridge's Inspiration Point. The first aid-station of the race is set up in the large parking lot.

The runner leaves the parking lot on the PCT trail, and soon passes the Grassy Hollow NFS Visitor Center. Water can usually be found there. Keeping to the trails marked with the white steel posts and the PCT badge, Vincent Gap is 4.5 miles west after Lightning Ridge. Vincent Gap is a PCT

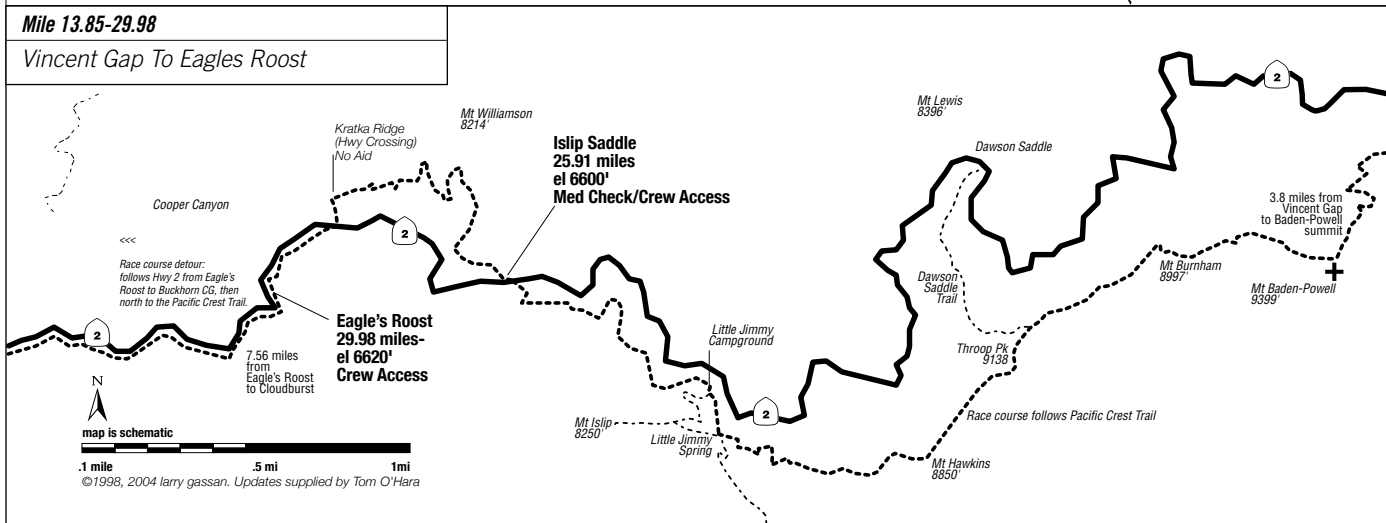
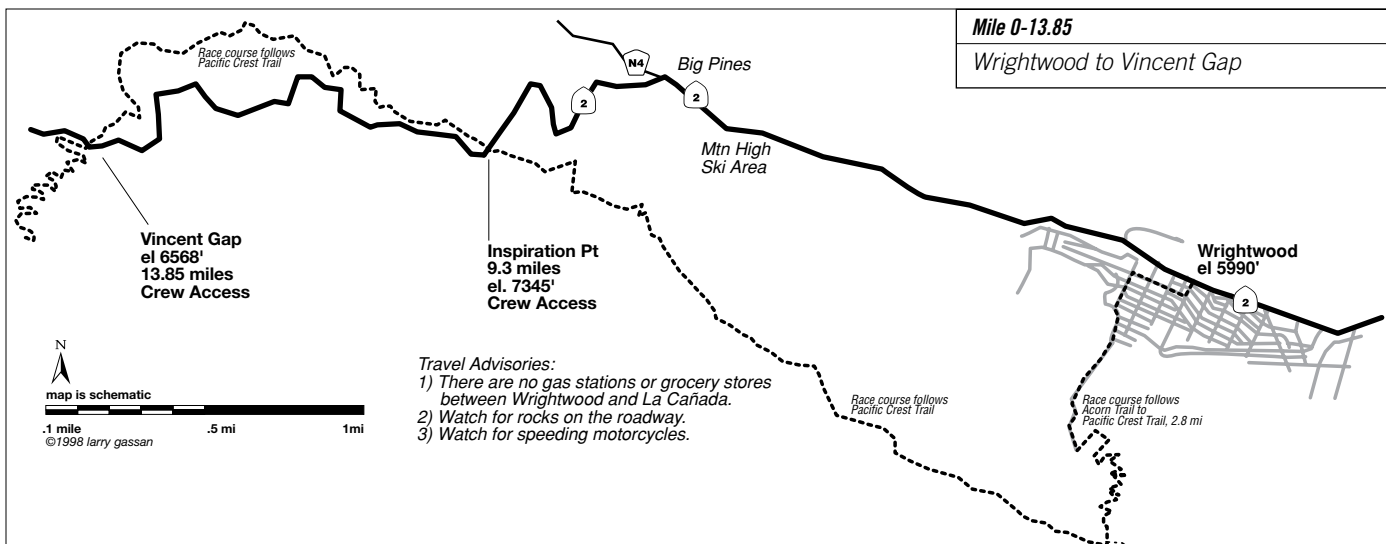
Trail head, with a large parking lot and adjacent toilet.

A special feature of the AC100 segment of the PCT is the climb from Vincent Gap (mile 13) to Mt. Baden-Powell (9,399 feet), the second-highest peak in the San Gabriel Mountains. The trail up Mt. Baden-Powell climbs 2,800 feet in 3.6 miles over 41 switch backs to a saddle 100 feet below the peak.

One half mile from the 9,000' summit are the first scattering of ancient Limber Pines. Up to 2,000 years old, these trees were identified in 1962 by Angeles National Forest Supervisor Sim Jarvi. Only the great Sequoias and Bristlecone pines are known to be older.

The bottom of the East Fork of the San Gabriel River may be seen more than a mile below the summit of Mt. Baden-Powell. Across this rugged chasm looms the massive peak of Mt. San Antonio ("Old Baldy", 10,064 feet), the highest peak in the San Gabriels. On a clear day, the San Gabriel Valley and other distant mountains are visible, as well as part of the Mojave Desert to the north.

From the signpost at the saddle near Mt. Baden Powell, the PCT section of the AC100 course then descends to Mt. Burnham (8,997'), Throop Peak (8,789'), and Mt. Hawkins (8,850') through Windy Gap and



passes Little Jimmy Spring. This perennial spring is not to be missed. Then past Little Jimmy Campground to Islip Saddle (6,640', mile 26), at the base of Mt. Williamson. There is a toilet at Islip Saddle.

Mile 26: Islip Saddle

The course then heads up the trail toward Mt. Williamson (8,214') to a saddle that is within 300 feet of the peak. From the saddle, you can get a nice view of Eagle's Roost and Twin Peak. The trail then heads down Williamson to Eagle's Roost.

At Eagle's Roost the race course follows Hwy 2 to the Buckhorn CG exit road. This is due to a habitat closure of the Yellow Legged Frog.

The race follows the Burkhardt Trail for 1.4 mi back to the PCT in Middle Cooper Canyon, passing by Cooper Campground. Within the Canyon the AC100 course runs along the Little Rock Creek stream bed, finally leaving Cooper Canyon on a dirt road that connects with a 1.1 mile section of the PCT to Cloudburst Summit (7,018', mile 35).

From Cloudburst Summit the course follows a gentle downhill grade and runs parallel to the Angeles Crest Highway by several springs and past Camp Glenwood (mile 41.25) until Three Points (mile 42.72). From Three Points, the AC100 course leads to a cut-off trail just before Sulfur Springs Campground. Turning leftwards over the ridge, trail contours around the ridge, dropping down to cross the drainage.

The Race-course turns left on the black-top road (5N04) northbound. Follow the road as it winds gently up to Alder Saddle, the intersection of road 3N17. Continue climbing leftwards up the exposed blacktop on Road 3N17.

Mile 49.08: Mt Hillyer

The Mt Hillyer Aid-Station is located at the top of the climb. Bear right between a set of sawed-off telephone poles set into the ground. The trail travels through trees and shrub over dirt and then open sandy terrain.

The unsigned Mt Hillyer trail ascends a slight grade, then makes a switchback

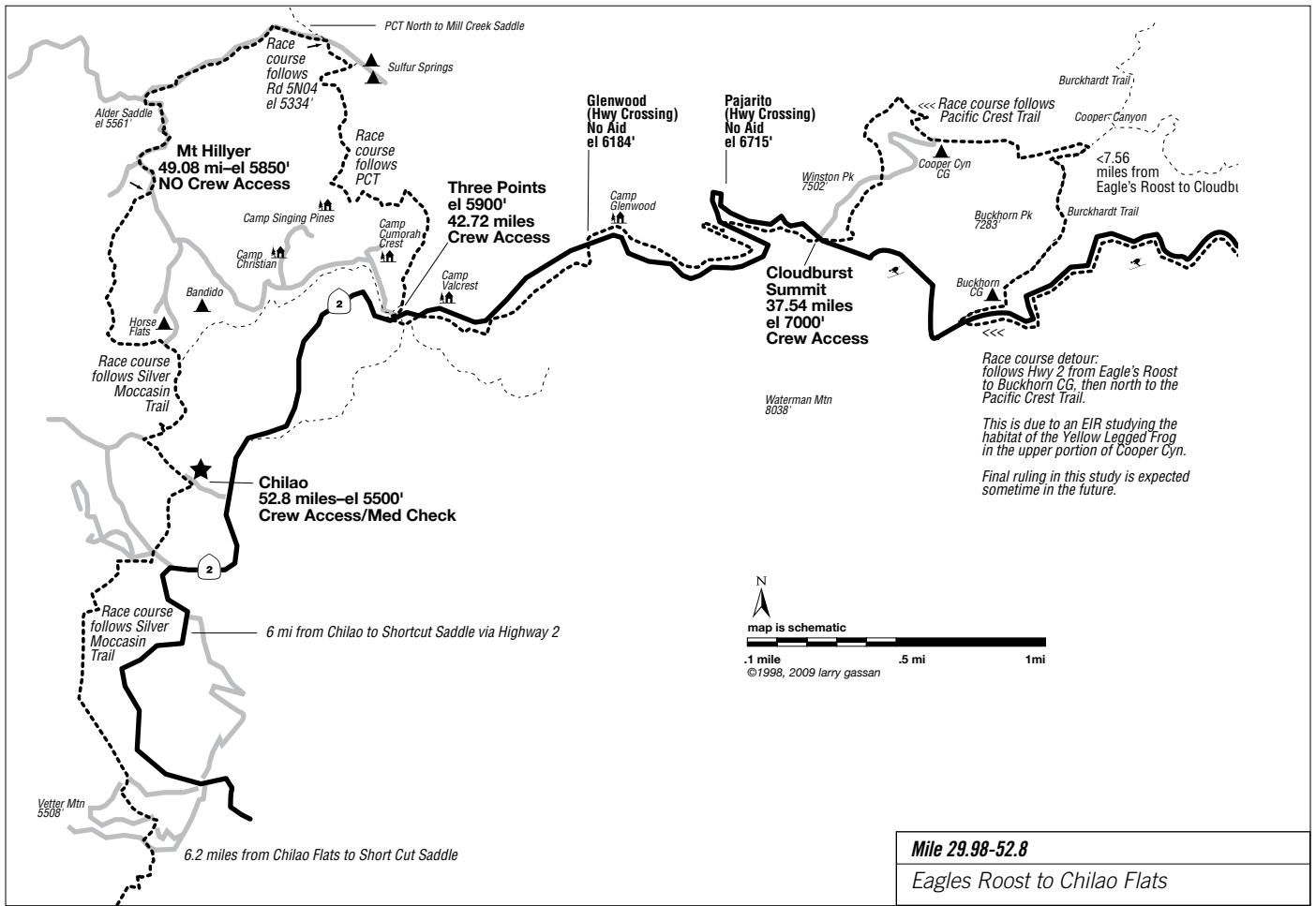
up and over the knoll-like summit. The trail contours through and then descends through large sandstone boulder formations.

This portion of the Race-Course is well marked on race day, but can be tricky for the newcomer on training runs. The trail winds and then descends through large sandstone boulder formations to the Horse Flats Campground on the left side of a ridge. The Silver Moccasin rail is rejoined at the Horse Flats Campgrounds. From there it is about 1.5 miles to the Chilao Visitor Center area.

Turn left when the trail intersects with the single-lane black-top road. Continue .5 mile past the large, tall conifer in the middle of the road. The Chilao Checkpoint will be located at the first "T" intersection to your right. Water is usually available via tap at the picnic area.

Turn right, staying on the blacktop, and pick up the trail to the right of the rest rooms and picnic areas.

Mile 52.8: Chilao Visitor Center



The Chilao Visitor Center is located within the Charlton-Chilao Recreation Area of the Angeles National Forest on the Angeles Crest Highway. It is also adjacent (1/8 mile) to Chilao Checkpoint (mile 52) at the Chilao Picnic Area. The Center offers an introduction to the forest through a variety of exhibits, trails and activities.

Chilao to Shortcut Saddle

The Race-course continues up over a ridge towards Chilao Campground on the Silver Moccasin Trail. Crossing the blacktop, it skirts the campgrounds to the right.

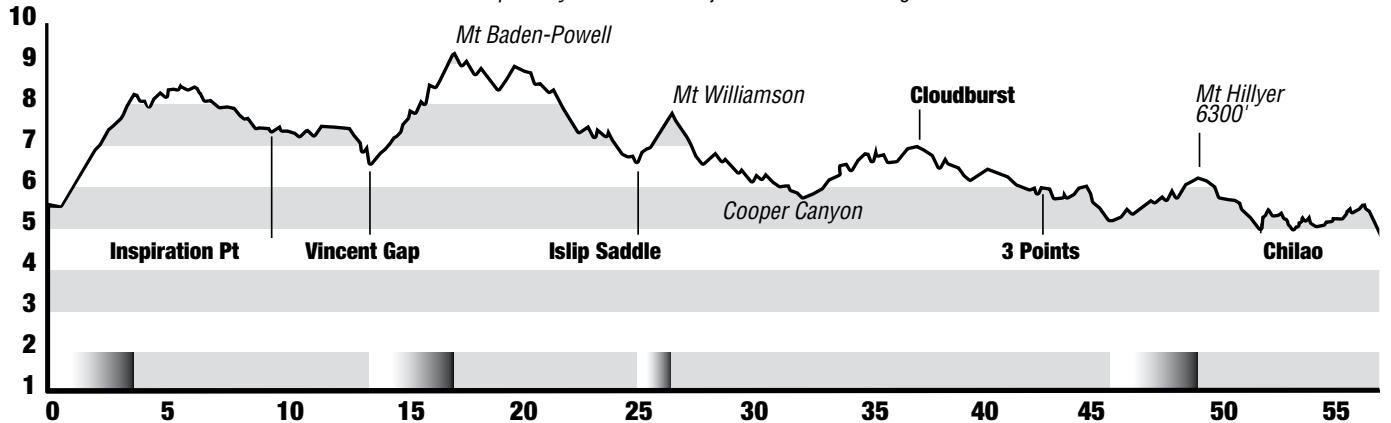
Continue down about 1/2 mile where the trail connects to a dirt road. Bear left. This dirt road is a rolling climb up to the Charlton Flats blacktop access road. Bear left. You will pass through an open wooded area, with a vintage wooden building (now destroyed by the Station Fire) on the left. At a picnic clearing right after a USFS pipe-gate, the trail is visible—but not obvious—off to the right.

Contour up the slope. At the Vetter Mtn/ Silver Moccasin trail junction, bear left. The Silver Moccasin trail contours along a

wooded slope with picnic tables scattered under the trees. You will pass a non-functioning faucet.

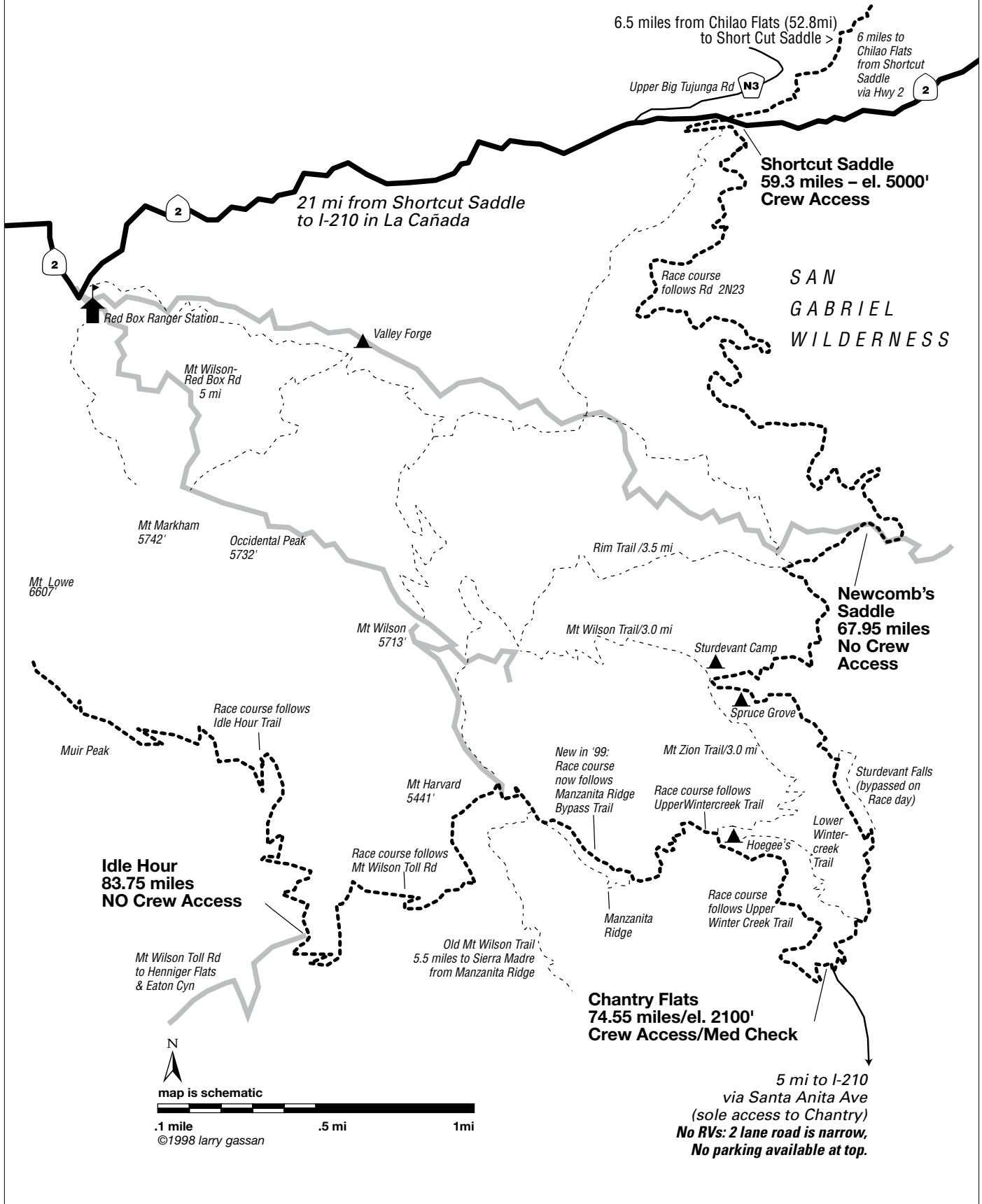
Following the NFS trail-markings, you will be contouring across a blacktop road up to the ridge. From here you can see Shortcut Saddle and Mt Wilson in the distance. Follow the trail down the SW facing slope, across the dry creek bed and up the other side. This part of the trail is obvious and there are no turnoffs. You will switchback up through manzanita and live oak. Poison oak makes its first appearance on this slope,

AC100 Race Course Elevation Profile with primary landmarks. Major climbs shown as gradients at base



Mile 59.3-83.75

Shortcut Saddle to Idle Hour



take care. Shortcut Saddle is about a mile up from the bottom.

Mile 59.3 to 67.95: Shortcut to Newcomb's Saddle.

The Shortcut Checkpoint will be set up in the road-side pull-out area. The trail resumes on the other side of Highway 2. Follow the NFS trail-wands for a short distance, then bear left on the dirt road 2N23. Follow this road down into West Fork. Cross the "concrete bridge", and start the long climb up to Newcomb's Saddle. It is a long 2.5 miles to the top. At the pipe-gate, turn right on Road 2N24. Run for .4 miles, bear left at the next "Y". The aid-station is on the south-facing side of the ridge, and you won't see it until you are right on top of it.

About 100' past the Checkpoint, the trail to Newcomb's Pass is on your left. The Pass is .7 miles further. At the Junction, turn left towards Spruce Grove Campground and the Sturtevant Church Camp in Santa Anita Canyon.

From Newcomb's To Chantry Flats via Big Santa Anita Cyn.

The AC100 runner enters Big Santa Anita Canyon at Newcomb's Saddle, the 68 mile point on the course. Sturtevant Camp, one of the more popular San Gabriel Mountain resorts during the Great Hiking Era (1895-1938), is 2.5 miles from Newcomb's Saddle. During training runs, water is available from a faucet at the camp, about 100 feet off the course. Three trails cross near the camp: the Gabrielino National Recreation Trail (the AC100 course), the Sturtevant Trail to Mt. Wilson, and the Mt. Zion Trail.

One of the big attractions of the Canyon are the 75' high Sturtevant Falls, a two mile hike from Chantry Flats. Although the falls are bypassed during the Run for safety reasons, the runner will be able to hear them.

Emerging from the Canyon the AC runner passes by the Lower Winter Creek trail head, crosses the steel-beamed bridge, then heads .75 mile up the paved road to Chantry Flat (mile 75). Chantry Flat is a popular entry point for San Gabriel Mountain hikers and trail runners. As you cross the bridge looking to your right, you will see a check dam constructed of giant cement "Lincoln logs" built by the Los Angeles County Flood Control District and the Forest Service in the early 1960s. To your left you will see stands of oak, alder, willow and bay.

Mile 74.55: Leaving Chantry Flats via the Upper Winter Creek Trail

After leaving Chantry Flats, the AC100 runner travels uphill .5 mile on a paved road until it meets the Upper Winter Creek Trail head. The Upper Winter Creek Trail rolls uphill for 3 miles to the signed 3-way Hoegee's Junction.

The AC100 course bears left up the Winter Creek Trail towards Manzanita Ridge and the Mt. Wilson Trail for 2 miles. The trail to the right leaves the Race-course and heads down towards Hoegee's Camp.

Manzanita Ridge Bypass Trail to Mt Wilson (79 miles)

The AC100 course bears right on the signed Manzanita Ridge bypass trail for .85 miles until it reaches the original Manzanita Ridge/Sierra Madre Trail Jct. The Mt. Wilson Toll Road is another .5 miles beyond.

Mt Wilson Toll Road to Idle Hour: (83.5 miles)

The Manzanita Ridge trail section ends at the Mt Wilson Toll Road. Turn left. The Toll Road contours down on the "city" side of Mt Wilson for about 1.5 miles, when it begins its descent on the opposite side of the ridge into Idle Hour Canyon.

The Idle Hour Checkpoint is located at a switchback where the Idle Hour Trail

branches right from the Toll Road, across a new wooden bridge built by AC100 Volunteers in 2001. The trail contours to your right up the slope.

Within a half-mile it summits a small saddle and begins to descend on the Idle Hour Canyon Trail. The runner will pass through the Campground and then cross two small creek drainages. The trail then parallels the drainage for a short time before beginning its long rolling climb up and over several ridges and drainages to the Sam Merrill Checkpoint.

Mile 89.25: Sam Merrill Checkpoint

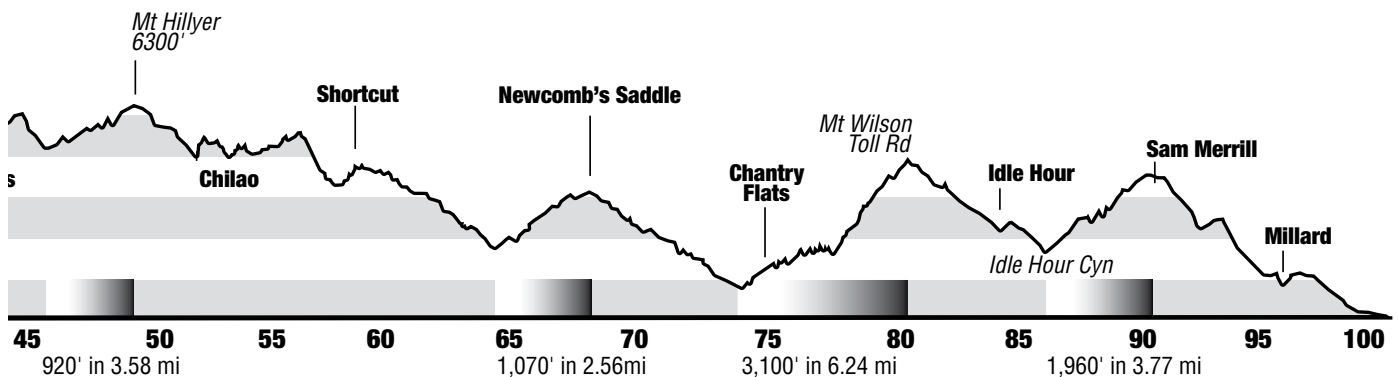
The Sam Merrill Checkpoint is located at the junction of the Mt Lowe Road, Idle-Hour Trail, Inspiration Point Road and the Middle Sam Merrill Trail.

The Middle Sam Merrill Trail bears left from the Idle-Hour Trail. It contours through manzanita, live oaks in decomposing granite formations. Shortly, Pasadena and the San Gabriel Valley vistas are visible again to the right.

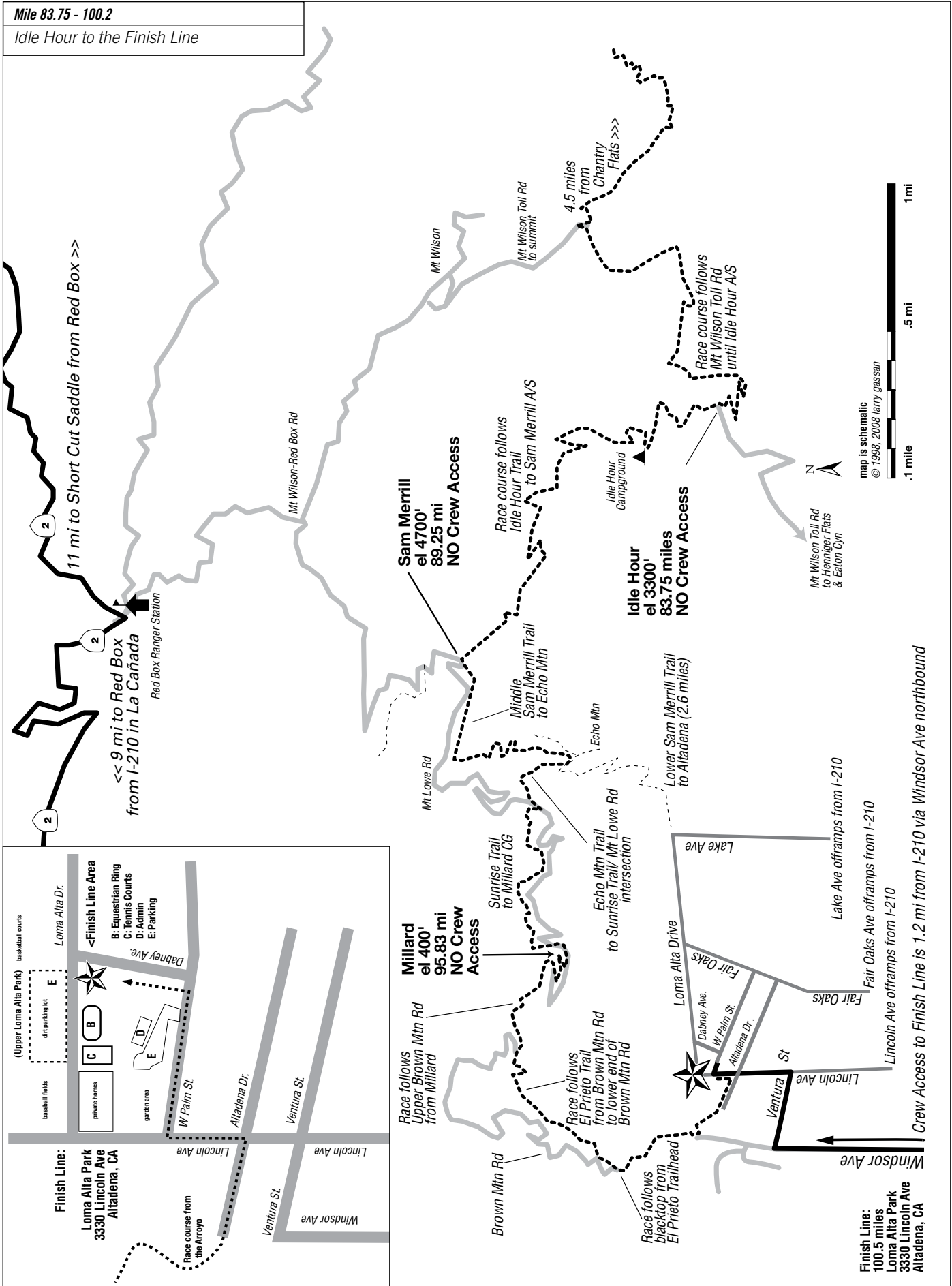
The trail descends in switchbacks through exposed red sandstone to the remains of the White City and Mt. Lowe Railway. The Middle Sam Merrill trail ends in a 3-way junction with the abandoned Mt Lowe Railway bed (AC100 Race-course) and the Lower Sam Merrill Trail. Turn right, bearing right! (The Lower Sam Merrill Trail drops straight to Lake St. in Altadena!)

The Mt. Lowe Railway Bed (Echo Mtn) to Sunset Trail Head

Runners follow the old railroad bed at a gentle uphill grade along the Echo Mountain Trail from Echo Mountain to the Sunset Trail head (mile 91) for .8 miles.



Mile 83.75 - 100.2
Idle Hour to the Finish Line



Sunset Trailhead to Millard (95.5 miles)

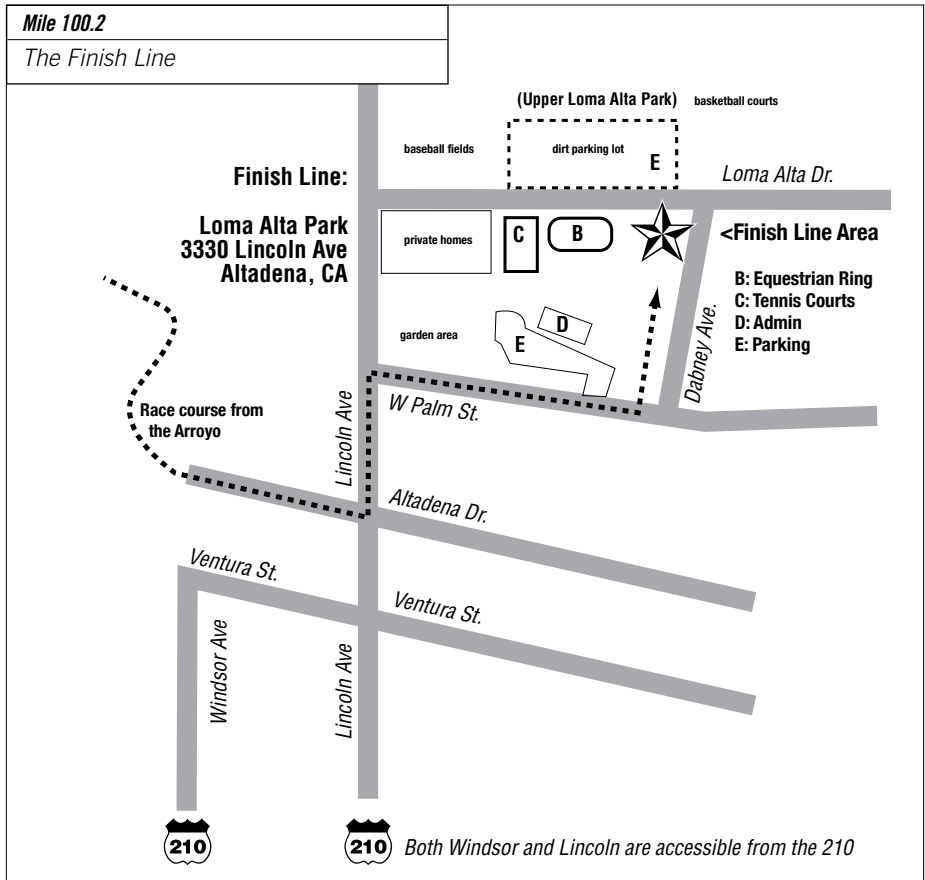
The Sunset Trailhead is less than 100 yards downhill from The Echo Mtn Trail/ Mt Lowe Rd junction. The 2.5 mile trail contours and joins the paved Mt Lowe Road to just above Millard Campground. Continue rightward on the blacktop for about 1/8 mile. Pick up the Millard Trail on your right for the next 1/2 mile down into the Millard Campground. At the bottom turn right and proceed up a shallow grade through the campground and to the Checkpoint.

Mile 95.5 – 100: Millard to the Finish

The runner leaves Millard Campground, crossing the shallow stream and continuing leftward on the main dirt road (Brown Mtn Rd.). This will be your last significant climb of the race. Continue on the road for a little over a mile, where you will pick up the El Prieto Trail on your left. The El Prieto Trail descends through a cactus grove and then into the trees in the El Prieto drainage. It follows a rolling downhill course up and around concrete debris dams. It will cross the creek bottom several times. At it's finish the trail meets Lower Brown Mountain Rd (shown on maps as N2N70).

Proceed down the road for 150 yds, then turn left on the blacktop. From here you will stay on the pavement, crossing several bridges in the process.

About a mile from the finish, there is the last trail section on the left. The trail climbs up 100 yards above a pumping facility, where it intersects the end of W Altadena Drive. Run .3 mile to Lincoln Ave., turn left. Run north on Lincoln Ave for .2 miles. Turn right on W Palm St for .2 miles. Just before Dabney Ave, turn left into park. Run another 150 yards to the finish line.



Mile 100.2: The Finish, Loma Alta Park.

Loma Alta Park is located at 3330 Lincoln Ave, between W. Palm St and Alta Loma Drive. The Park is accessible from both Lincoln Ave and Windsor/Arroyo exits of the 210 Freeway, the Lincoln exit is a longer drive. Head north on Windsor Ave. Turn right at Ventura Street. Drive .6 miles to Lincoln Ave. Turn left on Lincoln. Drive .7 miles north to W. Palm St. Street parking is available, as the parking lot inside the park may be full.

Finish Line Facilities

The park is generally quiet, shady, complete with picnic areas and trees, and is generally cooler. There will not be a full-service dining area as in previous years.

RVs Are Not Recommended.

Loma Alta Park has limited maneuverability and parking. It is also a functioning equestrian center. Street parking is available. Watch for parking restrictions.

Mt Wilson Memories...

The Mt. Wilson Trail in Little Santa Anita Canyon is the oldest trail in the San Gabriel Mountains. During the Great Hiking Era, thousands of Southern Californians rode the Pacific Electric Red Cars to Sierra Madre, disembarked and hiked up this path to the popular trail resort at Orchard Camp.

Prof. Thaddeus Lowe, Civil War balloonist, man of fame and fortune, was the quintessential California dreamer. His dream was to build a railway and resort complex high above Pasadena in the San Gabriel Mountains. In the 1890s, his dream became a reality. During the height of its popularity, millions took Lowe's "Railroad to the Clouds" to fine hotels and spectacular views of Southern California.

Atop Echo Mountain was the White City with a hotel, observatory and a then the world's largest searchlight purchased from the 1893 Chicago World's Fair. From Echo Mountain tourists could board a trolley and ride another few miles to Mount Lowe Tavern at the end of the line. If you are running this section in the daylight, you will be able to see the old railroad ties and some of the concrete structures along the Echo Mountain Trail. One hundred feet to your left at the Castle Canyon Trail Junction on the Echo Mountain Trail, you will be able to see the large iron bull wheel that pulled the cars up the steep incline from Rubio Canyon. A fire swept through Echo Mountain in the early 1900's leveling all of the White City except the observatory. The foundation of Echo Mountain House and the original chalet are all that remains. The Mount Lowe Tavern burned in 1936. The railway was finally decommissioned in December 1937. All that remains of the fabled Mt Lowe tavern is a peaceful spot under old oaks and a big cone spruce next to a picnic table at the Mt Lowe Campground, just below the Mt Lowe-Idle Hour Junction, site of the Sam Merrill Aid Station.

4. Driving the Course

Road Closures & Detours: June 2010

Highway 2 is currently closed from La Cañada to Clear Creek Jct (Hwy 2/Angeles Forest Hwy). It may reopen by Race Day. If not, all crew and support will have to detour around as shown on the map. Please refer to map and directions on page 17.

The Chantry Road is open (barring fire, road-bed blockage, or administrative closure). The Adams Pack Station is a good place to buy food and drinks year-round.

Gas Up Before You Go!

There are no gas stations or groceries on Highway 2 between La Cañada and Islip Saddle. Newcomb's Ranch may or may not be open. The alternate route is similarly lean in the mountain sections.

Mile 0 through 56 (detour option)

The first portion of the Race is very straightforward. Every crew-accessible Checkpoint is located either on Highway 2 or very near to it (Chilao). The Mt Hillyer Checkpoint is not accessible. Watch for falling rocks and suddenly-appearing racing motorcycles.

Short Cut Saddle to Chantry: Highway 2 to I-210

Proceed west on Highway 2, following the signs to La Cañada/Flintridge. Highway 2 intersects at the 210. All gas, groceries, and meals are available here.

Get on the 210 Fwy eastbound (towards San Bernardino). You will be driving in south-easterly direction. You will pass the Windsor/Arroyo and Lincoln exits. Follow the signs for the 210 through the 210/134 interchange. Do not exit to the 134.

You are now driving east through Pasadena. Continue for 7.125 miles. Exit at Santa Anita Ave for Chantry Flats.

Exit the 210 at Santa Anita Ave. Turn left (north), under the freeway. After several lights, you will pass out of strip malls etc. into residential neighborhoods. The road to Chantry will be barred by a pipe gate. Depending on conditions, you may not be able to drive up the road.

RVs and Mountain Roads

No RVs to Chantry Flats (75mi). There is no room. No exceptions.

Race Day Parking At Islip Saddle (25mi)

Parking vehicles on narrow shoulders with vehicles on or over fog lines is against traffic laws and is a safety hazard. Our agreement with the CHP is that we not interfere with traffic in any way. The possibility of traffic accidents due to improper parking along Highway 2 must be avoided.

The following measures are in effect:

- We will place temporary No Parking signs along the narrow shoulders.

- Encourage parking at pullouts a few hundred feet BEFORE Islip Saddle and along the extra-wide shoulders, whose average width is 9 to 17ft.

To The Finish Line From Short-Cut Saddle

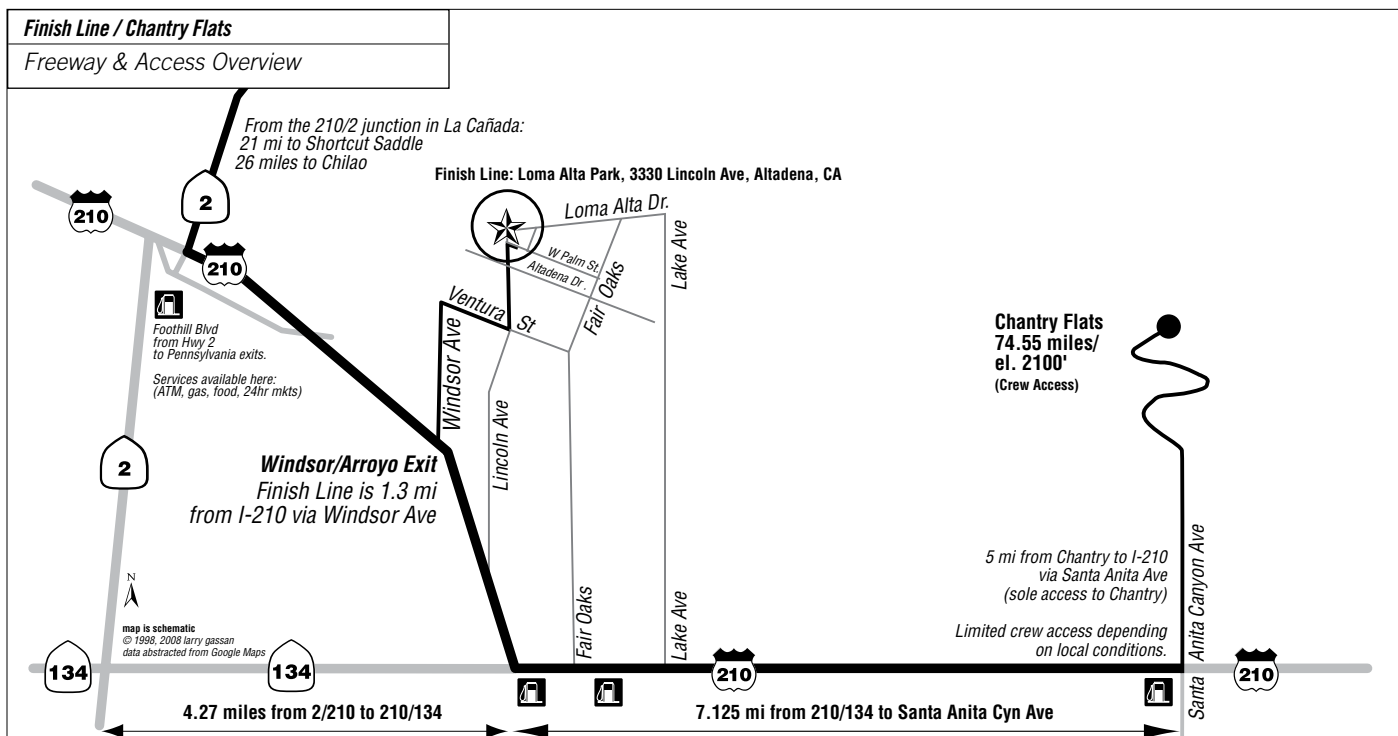
Exit the 210 Freeway at the Arroyo/Windsor exit. Drive north on Windsor about 1 mile, past the Jack-In-The-Box on Woodbury.

Loma Alta Park is located at 3330 Lincoln Ave, between W. Palm St and Alta Loma Drive. The Park is accessible from both Lincoln Ave and Windsor/Arroyo exits of the 210 Freeway, the Lincoln exit is a longer drive. Head north on Windsor Ave. Turn right at Ventura Street. Drive .6 miles to Lincoln Ave. Turn left on Lincoln. Drive .7 miles north to W. Palm St. Street

To The Finish Line From Chantry

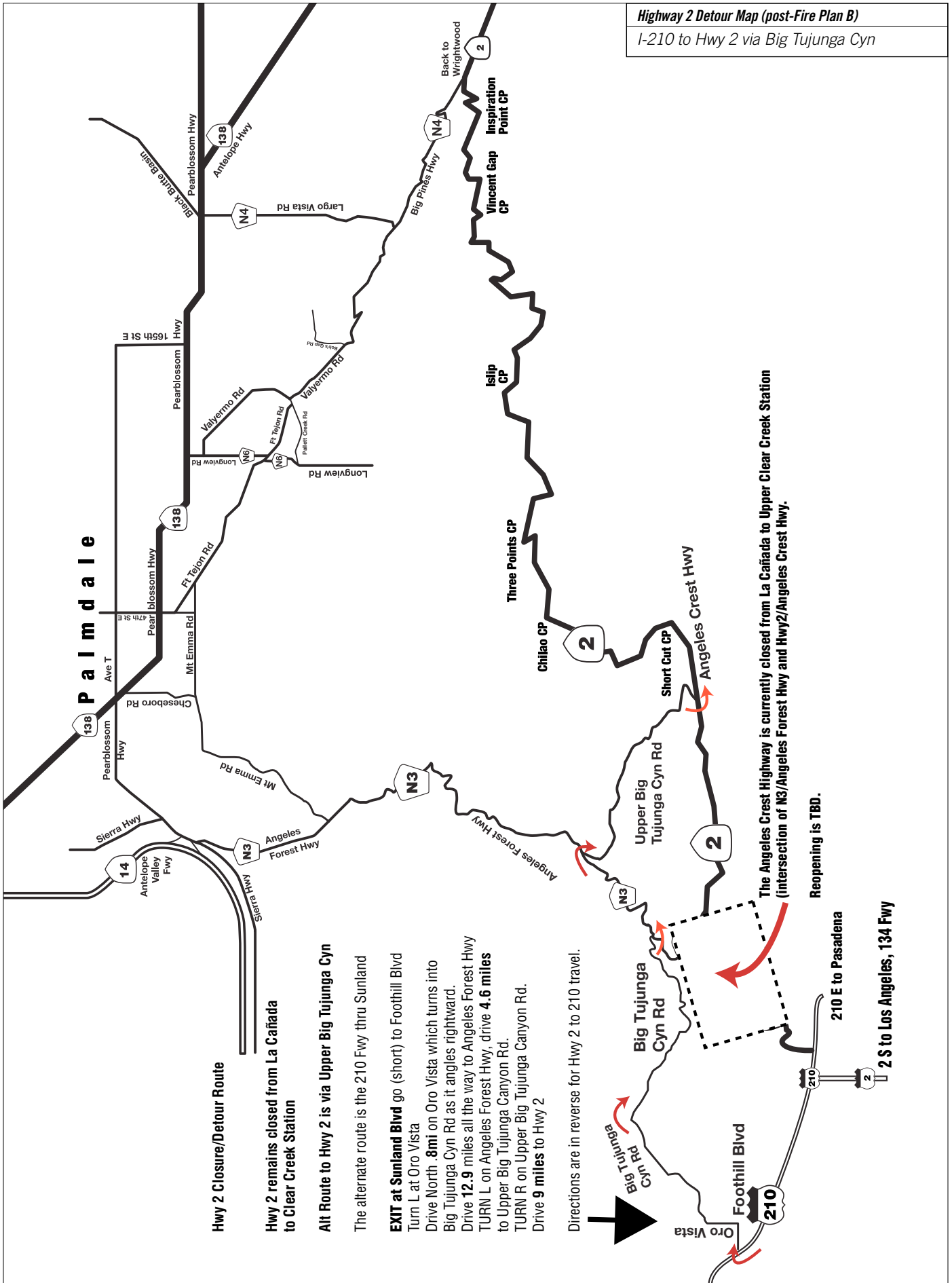
Drive down from Chantry on Santa Anita Cyn Rd, the winding road you climbed up. At about 5 miles, you will see signs for the 210 Fwy. Get on the 210 West going back to Pasadena. Follow the 210 towards San Fernando. Exit to the right at the Arroyo/Windsor exit, approximately 2.5 miles N of the 210/134 interchange. You will see the Jack-in-The-Box at the top of the offramp.

Turn right at the top of the ramp. Drive north 1 mile on Windsor Blvd as described earlier.



Shortcut/Finish Line/Chantry Flat transitions. For Area overview detail, see page 56.

Highway 2 Detour Map (post-Fire Plan B)
I-210 to Hwy 2 via Big Tujunga Cyn



Hwy 2 Closure/Detour Route

Hwy 2 remains closed from La Cañada to Clear Creek Station

Alt Route to Hwy 2 is via Upper Big Tujunga Cyn

The alternate route is the 210 Fwy thru Sunland

EXIT at Sunland Blvd go (short) to Foothill Blvd
Turn L at Oro Vista

Drive North .8mi on Oro Vista which turns into Big Tujunga Cyn Rd as it angles rightward.

Drive 12.9 miles all the way to Angeles Forest Hwy

TURN L on Angeles Forest Hwy, drive 4.6 miles to Upper Big Tujunga Canyon Rd.

TURN R on Upper Big Tujunga Canyon Rd. Drive 9 miles to Hwy 2

Directions are in reverse for Hwy 2 to 210 travel.

The Angeles Crest Highway is currently closed from La Cañada to Upper Clear Creek Station (intersection of N3/Angeles Forest Hwy and Hwy2/Angeles Crest Hwy).

Reopening is TBD.

210 E to Pasadena

2 S to Los Angeles, 134 Fwy

5. Awards



Garry Curry and Jussi Hamalainen (above) have completed every AC100 since the first race in 1986.



The Awards

The awards are presented at Johnson's Field on Sunday during the picnic at the conclusion of the Run. The Awards for the Runners are as follows:


- Bronze Ram Award for first male and female finisher, 18 to 75 years.
- Bronze Ten Point Buck Award for the 2nd overall finisher.
- Bronze Cougar Award for first male and female finisher, 30 to 75 years.
- Bronze Arabian Stallion Award for the first male finisher, 35 to 75 years.
- Bronze Rhino Award for first male and female finisher, 40 to 75 years.
- Bronze Eight Point Buck Award for the

first male, 45 to 75 years.

9 Races within the Overall Race:

The Categories

The Ram, 10 Pt Buck, Cougar, Horse, Rhino, and 8 Pt Buck Awards are not traditional Age-Group Awards. Each award represents a different "Race within the Overall Race." If these were Age-Group



Keira Henninger: First woman after a 105 mile day.

Awards the Cougar Award would be available for the first runner who is 35 through 39, not 35 through 75. This unique awards system creates “Nine races within the overall race.”

There are two Ram Races, one 10 Pt Buck Race, two Cougar Races, one Horse Race, two Rhino Races, and one 8 Pt Buck Race.

Example: If a 51 year old runner beats all the 35 year old runners, that runner automatically wins the Cougar Award (which is for 35 to 75) and the fastest 40 year old wins the Rhino Award.

Buckles and Plaques

- Solid Sterling Silver/Solid 14k Gold Buckle for any runner that breaks the

course record. Only one buckle per finisher.

- Solid 14k gold buckle for anyone that breaks the overall course record of 17:35:48.
- Silver Belt Buckle: Solid Sterling Silver for all sub-24 hours finishers
- Second Sunrise Ram Buckle: Solid

bronze. For all runners crossing the finish line by the Second Sunrise (24:00 to 25:47 hours).

- 33 Hour Ram Buckle: Solid bronze, all Finishers between 25:47 and 33 hours.
- Distinctive engraved acid-etched metal plate mounted on a solid walnut plaque for all finishers.
- 5-color Finisher t-shirt for all finishers.
- Multi-color t-shirt for all participants.

Eagle Award

For any runner who completes 10 consecutive Angeles Crest 100 Endurance Runs.

Elk Award

For any runner who completes 1,000 miles (with no time limit). You will receive credit for either the Eagle or the Elk Award but not both.



*Arabian Stallion Award: First male finisher, 35 – 75
Elk Award: For 1000 miles finished, no time limit.*



California Grizzly Award

For any runner completing 20 straight finishes, we will provide a Bronze Grizzly Award.

Related Races and Awards:

Western United States

Any runner completing the four one hundred mile endurance runs in the Western United States in the same year will be eligible for a distinctive plaque commemorating the accomplishment.

To be eligible, the runner must finish: the Western States 100, the Leadville 100, the Wasatch 100 and the Angeles Crest 100 Mile Endurance Runs.

Last Great Race on Earth

Any runner completing the six designated one hundred mile endurance runs in the United States in the same year will be eligible for a distinctive plaque commemorating the accomplishment.

To be eligible, the runner must finish:

- Two races in the Eastern US: the Old Dominion and Vermont Endurance Runs.



Last Great Race (6 x 100)



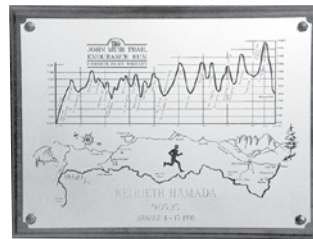
John Muir Trail



Western United States (4 x 100)



Plaque for completion of the Last Great Race (6 x 100)



Plaque for completion of the John Muir Trail



Plaque for completion of the Western United States (4 x 100)

- Two races in the Central West: the Wasatch Front 100 and Leadville 100 Endurance Runs.
- Two races in the Western US: the Western States 100 and Angeles Crest 100 Endurance Runs.

John Muir Trail

This is not an organized event as the JMT is in a wilderness area where no organized event can be held. Runners completing the trail from Yosemite Valley to Mt. Whitney in ten days will receive a JMT t-shirt. They also may be eligible for

a distinctive solid walnut plaque commemorating the accomplishment. We will maintain information for others who may attempt the run and keep track of finishers.

If you are serious about running the JMT, start planning early. Topographic maps and books are available at backpacking stores.

Send specific questions and concerns regarding the JMT with a SASE to the AC100 Race Management.



- 1) *Ram's Head Trophy awarded to the Sportsmen of the Year.*
- 2) *Rhino Award: Male and Female 40 – 75.*
- 3) *Eagle Award:*

How the Awards Work...

This is the official explanation of the AC100 awards structure. First, discard traditional assumptions about "traditional" age groups.

Angeles Crest 100 Awards Structure: "Nine Overall Races In The Race"

Age Group	Ram 18-75 m & f	Buck, 10pt 18-75 m & f	Cougar 18-75 m & f	Arabian Stallion 18-75 m & f	Rhino 18-75 m & f	Buck, 8pt 18-75 m & f
18-75						
30-75						
35-75						
40-75						
45-75						

The point of the AC100 award structure is to encourage competition by continually leveling the playing field.

- 1) All runners (18-75) can run the Ram Race.
- 2) The runner must be at least 30 to enter the Cougar Race
- 3) A 51 year old runner can run all of the races.
- 4) If a fast 51 year-old runner beat all of the 40 year-old runners, he wins the Rhino Award. He also vacates the Buck Race, giving other runners an opportunity. Jussi Hamalainen did this in 1997.


Only the "overall winner" in a "traditional age group" is allowed to "race" out of their "traditional age group". At AC100, everyone is encouraged to "race" out of their age group.

- 5) In the AC100 structure, if a fast senior runner beats the younger runner, then he takes their awards.
- 6) At AC100, we reward performance by continually leveling the playing field.
- 7) If you are are 50 and fast, you will do well here.

6. 2008 Race Team and Volunteers



Montrose Search and Rescue, led by John McKently.



Andy Morehead at the Finish Line

Race Director: Ken Hamada
Co-Race Director: Hal Winton: (AC100 Trail Volunteers Trail-Building Program)
Ass't Race Director: Andy Morehead (Start & Finish Coordinator)
Ass't Race Director: Gary Hilliard
Ass't Race Director: Gary Hillard, (Trail Building Program)
Search & Rescue Coord: John McKently
Medical Director: Mark Giebel
US Forestry Service Coordination & Liaison
Bruce Quintelier
USFS Trail-Building Program
Hal Winton
Training Runs: Hal Winton
thanks also to:
Ham Radio and Packet Coordinator
John Minger
Drop Bag Transportation
Mountain High Ski Resort
Runners and Volunteers Database
Andy Morehead.
Loma Alta Finish Line Coordinator:
Phil Auzenne & friends

Race Book

Larry Gassan: editor, design & production
Database Sources and References:
John Davis, Andy Morehead, Fred Pilon & Don Allison of *UltraRunner*, Jeff Robbins, and Dick Sale.

Maps and Graphs:

Larry Gassan. Original 1991 course data: Lee Freeman and Larry Blanchard. Revised 1998 profile data: Jeff Robbins. Course maps based on *Harrison Maps; Angeles Crest Front Range, and Angeles Crest High Country*. Arterial maps based on Google and Thomas Bros. maps.

Checkpoint Coordinators

Inspiration Point CP: Denise Collins
Vincent Gap CPC Robin & Don Crowell
Islip Saddle CP: Ted Schultz
Kratka Ridge CP:
Eagles Roost CP: Alicia Gross
Cloudburst Summit CP: Darren Cartagena
Pajarito CP: Barry Glennan
Glenwood CP: Andre Slezak
Three Points CP: Marty Minnich
Mt. Hillyer CP: Brian Provost
Chilao CP: Scott Butler
Shortcut Saddle CP: Bill Ramsey
Newcomb Saddle CP: Mike Peralez
Chantry Flats CP: Sharon Spinnler
Idlehour CP: Joe Franko
Sam Merrill CP: Eileen Clark
Millard CP: Jay Grobeson
Finish Line CP: Andy Morehead
Finish Line Field Coordinator: Phil Auzenne
Award Ceremony:
Hal Winton, Andy Morehead and Ken Hamada

Wrightwood Volunteers: Wrightwood FD:

- manned the medical check Friday before the race and at Islip Saddle on race day
- provided the manpower for the Friday night pre-race dinner
- provided the lights and public address system at the race start on Saturday morning
- transported the drop bags to Islip Saddle.

Search and Rescue Coordination

Sierra Madre Search and Rescue:

Dick Sale, Steve Millenbach, Arnold Gaffrey, Lin Kroll and the Team.

Altadena Search and Rescue

Montrose Search and Rescue

John McKently and the Team.



Chantry Flats Aid Station crew (left to right) Tom O'Hara, Sharee Allen, Sharon Spinnler, Helmut Spinnler, s Nancy Tinker, Mary Ann O'Hara, Maria Vangilder, Tineke Scholten-Clayton, David Overstreet, Maria Case, Brett Terrell



Three Points Aid Station, headed by Marty Minnich.

7. Course Wildlife



Poison Oak

Poison oak is distinctive by its triple leaf pattern with prominent veins and shiny surface. In the summer, leaves are yellowish-green, pink, or reddish, with small white or tan berries. In the fall, the leaves turn bright red or russet brown.


Poison oak is prevalent on the Upper Winter Creek Trail between Chantry Flats and Manzanita Ridge before the Wilson Toll Road. It reappears in Idle Hour Canyon, especially at the bottom. The next occurrences are on the Sunset Trail going into Millard Campground.

If you contact poison oak: wash with Fels-Naptha soap and cold water immediately, or Tecnu solvent, or generous floods of rubbing alcohol in a pinch. These may remove enough of the oil and save you from a major outbreak. Avoiding hot showers for 24 hours after exposure may reduce the degree of irritation.

Rattlesnakes

The Southern Pacific Rattlesnake is the most common rattlesnake inhabiting the San Gabriel Mountains. Average adult size is from 3 to 4 feet, but they may reach 5 feet. The rattlesnake usually announces itself by its distinctive rattle.

Snakes lack means of regulating body temperature, so daily and seasonal temperatures affect their degree of activity. In late fall, the snakes seek shelter in animal burrows or rock crevices. Here they spend



the inter until the temperature rises in the spring. In the summer, the snakes are more active in the evening and morning, avoiding the mid-day heat.

Rattlesnakes have no external ears and have poor eyesight, but they do pick up ground tremors and have a keen sense of smell. This is how they can detect your presence from a distance.

The reaction of a rattlesnake when disturbed depends on the conditions at the moment. Sex, age, species, weather and environmental conditions are important factors in rattlesnake behavior.

A rattlesnake will generally withdraw or try to escape when encountered. But if it is cornered, teased or stepped on, it will put up a good fight.

Rattlesnakes are occasionally sighted during the Run. To reduce risk: **STAY ON THE MAINTAINED TRAILS.**

Once you're bitten, rattlesnake venom's primary course is through tissue, not the bloodstream. The venom is quite viscous and elements in the toxin break down tissue as it proceeds. The more venom in the bite, the more the progress. Unless one has been medically trained and knows how to use tourniquets, don't use the suction cup, the tourniquet or the blades to cut the area of the bite.

Fangs are about 3/4" long so the venom is injected quite deeply. Therefore one would need to cut quite deeply to get at the site and in doing so could sever an artery or a vein, ligaments or muscles, and as well introduce harmful bacteria (sucking on a bite, for example, introduces quite a bit of bacteria).

Tourniquets restrict blood flow and can further damage the area already being damaged by the venom—since the venom travels through tissue, those bitten have time to get help.

Hikers and runners are advised to move. Walking out, even with a leg bite, is much better than waiting for a companion to reach civilization and then coming back to get you. The longer you wait to get help, the more tissue can be destroyed.

If you have a cellphone, call 911 and ask for help for transport but keep moving out towards a road or a place where you get signal. If you are bitten on your hand or arm, keep that arm (hand, etc.) in a heart-neutral position. In other words, do not hold you arm above your head or keep your hand below your heart but rather try to hold your

arm so the bite area is level with your heart. This position seems to slow the progress of the venom.

Don't try to catch the snake and kill it. Doctors no longer need to see the type of rattlesnake. The antivenom used (at \$3,000 per vial and most people need at least 6 of these to start with) is a resulting mixture of four different types of snake venom that has been injected into sheep and then the antibodies have been culled to make the antivenom.

If you find yourself suddenly very close to a snake and the snake is moving along and away from you, just stop and do not move at all OR if you cannot stand to do that, take a very large step backwards and away from the snake. Most rattlesnakes are shorter than 3-1/2-4' and a good long step backwards will put you out of range should the snake feel cornered/threatened and turn to strike at you.

Black Bears

Two kinds of black bear inhabit California: the northwestern black bear and the Sierra Nevada black bear. They have not been hunted extensively in the state.

Black bears aren't just black. Their colors range from black and dark brown to cinnamon, light brown, and even yellow and bluish hues. Often cubs of one litter will be different colors.

Black bears eat everything: vegetation, berries, insects, honey, carrion, fish, frogs, fruit and nuts. In overpopulated areas, bears will eat tree bark, damaging second growth timber. While they don't normally prey on game or domestic livestock, they have been known to kill other animals.

The adult bear normally weighs between 200 and 300 pounds. The largest black bear in California on record weighed 498 pounds.

Mating season is in June. That's the only time male bears are with females. Females initially breed at three years of age, then every other year. The gestation period is about 7 1/2 months.

Bears den up and sleep during the winter, living off their stored fat. The young are born during this dormant period, usually in January. They are born blind and weigh only six to eight ounces.

While bears appear clumsy with their flat footed, shuffling gait, they can travel fast and climb trees with ease. Bears tend to be nocturnal and usually aren't active during the day.

The last California Grizzly Bear in southern California was shot in 1903. Large and

ferocious, these animals killed livestock and many early settlers. They even stalked the slopes of Mt. Baden-Powell. Grizzlies were eventually judged too dangerous and exterminated in California. The last grizzly bear in California was killed in 1922 in Tulare County.

Sightings Of Mountain Lions

There have been a significant number of mountain lion sightings in local foothills. A healthy mountain lion population coupled with habitat loss are among the reasons for increased sightings ***Less than forty Americans have been killed by mountain lions, and approximately thirty have been injured. Compare this to an average of 40,000 deaths per year from highway fatalities.***

Throughout the West, mountain lions are now classified as game animals, which means hunting is regulated to prevent excessive "harvest." In addition, in 1989, Californians passed a law that gives the cats full protection from hunting. This law also mandated special funding to protect their habitat.

These measures worked. Most observers agree that there are now more mountain lions in the West than there were 20 or even 50 years ago. One indication is the attacks on humans.

Like other big cats, mountain lions specialize in killing large mammals with hooves, primarily deer and elk. They're also able to live on smaller prey.

A human standing up is not the right shape for a cat's prey. An erect person's head and neck are in the wrong place. Most adult humans are taller than typical lion's prey. The location of the neck is the most important, for that's where the cat bites to kill. When a bear encounters a big cat, it stands up in a defensive mode. A person sitting, squatting or bending over looks a lot like four-legged prey. So standing up, facing the mountain lion, not running away, mak-

ing a lot of noise, and putting on a face, may deter big cat attacks.

Bighorn Sheep

Bighorn sheep, like mountain goats and caribou, are a wilderness species intolerant of human disturbance.

Bighorn sheep are round, thick, and short-bodied. The pelage, similar to that of deer, is darker on rams than ewes. The Nelson bighorn is light steel-gray in color. The California bighorn is light, pearl-gray. The peninsula bighorn is paler than either.

Adult rams usually weigh up to 140 pounds. Prime animals weigh 200 pounds or more. The head and horns alone may be over 30 pounds in large specimens. Ewes are much smaller and lighter.

Male and female bighorn grow horns they never shed. Growth rings on the horns indicate the animal's age. Ewe horns are erect and flat, measuring up to 10 inches long on adults. Mature rams have round, curving horns which may be a half circle, three-quarters, or even a full circle. The horns on a two-year-old ram look like ewe horns. At three years of age, rams are distinguished from ewes by larger, more curled horns.

Bighorns live up to 17 years. Their life span depends on range conditions. For most of the year, bighorns divide into ewe bands and ram bands. During breeding season (October through December), they gather into mixed groups. Females breed at 18 months. The gestation period is about six months. Lambs are born in April and early May, usually as singles—twins are uncommon. Lambs are completely weaned at four to five months of age.

Bighorn sheep can go a long time without water, and may range as far as 20 miles from the closest water source. Adults seldom come to water while on green, succulent feed. Lambs never come to water while nursing.

In the summer, California bighorn scatter in high mountain country above timberline. They migrate down in the fall to spend the winter on lower ranges. Bighorn sheep feed on grass, sedges, forbs and browse. Succulent forage is extremely important during the long, hot, dry periods of the year. Since 1873, state law has afforded the bighorn year-around protection, but poaching still occurs in remote areas.

There are an estimated 2,000

to 2,500 bighorn in California, throughout the San Gabriel Mountains, Death Valley National Monument, and Joshua Tree National Monument.

Deer in the San Gabriels

There are five kinds of mule deer in California, all considered to be members of the same species, *Odocoileus hemionus*. They are: Columbian black-tailed deer, California mule deer, Rocky Mountain mule deer, Southern mule deer, and the burro mule deer.

Deer are primarily browsing animals. They eat twigs, buds, and leaves of shrubs and trees. They also rely on acorns in some areas. In the spring and fall they will eat grasses, weeds and other green herbaceous plants.

Deer have keen hearing. Air movement governs its sense of smell. Deer have poor vision for stationary objects but are quick to catch motion.

Bucks alone have antlers. Antlers are shed every year in midwinter and the bucks go bare-headed until a new set starts to grow in early spring. They grow anew each year.

Growing antlers are covered with a velvet-like skin until fully developed, at which time the skin is shed. During the growing period the antlers are filled with blood and nerves and are sensitive and easily injured. By the time the mating season begins, the antlers have shrunk and become hard and insensitive and the velvet has been rubbed off.

The size of the antlers and the number of points on each side generally increase as the deer progresses toward maturity, after which the number of points may be less numerous in old age. However, both size and the number of points may vary with the diet, particularly in the first year of life. A yearling on good feed may have three-point antlers and a three-year-old on poor feed may wear only spikes. An adult buck in the prime of life ordinarily has four points on each side. Antlers are unreliable as indicators of age. Age can be determined only by tooth development and wear.

Both bucks and does have reddish coats during the summer, but their colors change to gray in the fall as the long hairs of their coats grow out to form the winter pelage. Fawns are born with spotted coats but lose the spots about 8 to 10 weeks after birth, or about the time they are weaned.

In California, deer seldom breed before they are 16 to 18 months old. The necks of





Sturtevant Falls, after a wet winter.

the bucks become swollen several weeks before the actual breeding season and remain so until the breeding activity subsides. Does may have as many as three separate breeding periods during the season, spaced about 28 days apart.

If they fail to breed during the first period, they may breed during the second or third period.

Breeding seasons vary with elevation and latitude, but are generally timed so that the young are born during the time of the year when green herbaceous feed is available. The does carry their young for 195-210 days or about seven months and commonly bear single fawns.

The peak of the fawning season varies throughout the State, from early April in parts of coastal California to mid-July in the Sierra Nevada. Some fawns are born earlier and some are born later than the peak periods. Fawns are usually weaned about 60 to 90 days after birth.

The California mule deer is the second most abundant subspecies of deer in the State and is found in abundance in the San Gabriel Mountains.

The animal is migratory except in coastal Southern California and foothill areas

where snow does not cause range shifts. The breeding season occurs in October or November in areas along the coast, but extends as late as mid-December in high mountain ranges in the interior.

Nobody knows how many deer were in California when the early settlers arrived. Historical records indicate that in pioneer times deer may not have been as common in the high mountains as they are now, but they were numerous in the valleys and foothills.

After the gold rush hit California with full impact and the settlers began to crowd in, the deer population began to decline. Although market and hide hunting, as well as the day-by-day take of deer for food by individual settlers, is usually charged with having caused the decline in deer numbers, overgrazing and range depletion also had a major impact. As a result of these factors, the deer population reached a low ebb around the turn of the 20th century.

Today, the deer are the most abundant and most popular big game animal in California. 'In the face of phenomenal increases in the human population with its attendant spread of settlement and cultivation of the soil, mining, logging, livestock grazing, and

all the other activities that have changed the primitive aspect of the land, deer have made a big comeback.

The growing deer population is the result of several factors, the most important of which is the ability of deer to live close to humans. Populations of some species of native animals have declined or have disappeared entirely as a result of man's civilization. However, the deer, like the coyote, has adapted itself to and benefited from many of man's activities.

Clearing of foothill and mountain homesteads, timber cutting, and forest fires have created openings and led to the spread of palatable herbs and browses that have actually improved the deer habitat. The establishment of protective laws and enforcement by game wardens gave the adaptable deer enough protection to take advantage of their ability to reproduce and multiply.

Since mountain lions inhabit the same range as the deer and deer make up a large part of its diet, the growing deer population has created an opportunity for its natural predator, the mountain lion, to thrive.



Finish Line 1994: Ben Hian, Joanne Urioste, Evelyn Marshall and Joe Schlereth

Ranking and Index Notes

Finishers are indexed by time and name (starting on page 40). Winners are indicated in boldface.

Awards are listed in full when possible.

Finishers for the Last Great Race(s), the

Western United States, and John Muir Trail are listed after the finisher index.

Awards Abbreviations

G/S Buckle: Gold/Silver Buckle

LGR5: Last Great Race (5 races)

LGR6: Last Great Race (6 Races)

W4: Western United States

Ram's Head: Sportsman of the Year

JMT: John Muir Trail

2SR: Second Sunrise

Rank	Name	Home	Time	Year	Award	Rank	Name	Home	Time	Year	Award
1	Jim O'Brien, 36	CA	17:35:48	1989	G/S Buckle	31	Jim O'Brien, 34	CA	19:51:47	1987	
2	Hal Koerner, 32	OR	18:29:18	2008	Ram	32	Andy Jones-Wilkins, 36	CA	19:53:06	2004	Horse
3	Hal Koerner, 30	OR	18:37:29	2006	Ram	33	Troy Howard, 34	CA	20:00:23	2007	Cougar
4	Ben Hian, 25	CA	18:39:48	1994	Ram	34	Joe Schlereth, 43	CA	20:04:11	1993	
5	Ben Hian, 27	CA	18:50:24	1996	Ram	35	Andy Jones-Wilkins, 36	CA	20:07:30	2003	Cougar
6	Jorge Pacheco, 34	CA	18:52:24	2003	Ram	36	Justin Angle, 34	WA	20:08:00	2008	
7	Jorge Pacheco, 33	CA	19:05:06	2001	Ram	37	Tom Nielsen, 38	CA	20:09:22	1997	Cougar
8	Ben Hian, 29	CA	19:05:35	1998	Ram	38	Carlos Herrera, 22	MEX	20:10:33	2007	10Pt Buck
9	Tom Nielsen, 40	CA	19:07:50	1999	Ram	39	Bill Kissell, 32	CA	20:10:52	1987	
10	Tom Nielsen, 41	CA	19:09:04	2000	Ram	40	Jussi Hamalainen, 45	CA	20:12:56	1991	G/S Buckle
11	Jorge Pacheco, 36	CA	19:10:28	2004	Ram	41	Jussi Hamalainen, 41	FIN	20:15:20	1987	
12	Ben Hian, 26	CA	19:11:11	1995	Ram	42	Kaname Sakurai, 35	JPN	20:15:27	2000	Cougar
13	Scott Jurek, 24	SD	19:15:06	1998		43	Joe Schlereth, 45	CA	20:17:25	1995	
14	Jorge Pacheco, 42	CA	19:20:30	2010	Ram	44	Jussi Hamalainen, 46	CA	20:18:05	1992	
15	Fred Shuffebarger, 44	CA	19:22:16	1992	G/S Buckle	45	Hans Put, 39	NY	20:18:13	2000	Arabian Stallion
16	Troy Howard, 35	CA	19:25:00	2008	Cougar	46	Jim Gensichen, 39	CA	20:21:49	1988	G/S Buckle
17	Tom Nielsen, 39	CA	19:26:08	1998	Cougar	47	Tom Nielsen, 37	CA	20:22:22	1996	Cougar
18	Gabriel Flores, 29	CA	19:30:36	1995		48	Tom Nielsen, 47	CA	20:23:07	2006	Cougar
19	Guillermo Medina, 30	CA	19:30:36	2004	Cougar	49	Kevin Sawchuk, 32	VA	20:23:14	1997	
20	Jussi Hamalainen, 44	CA	19:31:24	1990	G/S Buckle	50	Tom Nielsen, 46	CA	20:26:18	2005	Horse
21	Guillermo Medina, 29	CA	19:33:13	2005	Ram	51	Ian Torrence, 27	NV	20:26:19	1999	10Pt Buck
22	Kevin Dean, 36	CA	19:34:41	2007	Ram	52	Leland Barker, 39	UT	20:30:26	1997	
23	Cirildo Gonzalez, 43	MEX	19:37:03	1997	Ram	53	Jussi Hamalainen, 43	CA	20:31:21	1989	
24	Jim Gensichen, 38	CA	19:37:13	1987	G/S Buckle	54	Jussi Hamalainen, 47	CA	20:33:25	1993	
25	Fred Shuffebarger, 45	CA	19:41:44	1993	Ram	55	Kyle Hoang, 35	CA	20:35:30	2006	Horse
26	Andy Jones-Wilkins, 37	CA	19:43:18	2005	Cougar	56	Lon Freeman, 29	CA	20:38:18	2004	
27	Jim Pellon, 37	CA	19:44:44	1987		57	Justin Angle, 33	WA	20:38:50	2007	
28	Joe Schlereth, 44	CA	19:50:47	1994	Rhino	58	Oswaldo Lopez, 36	CA	20:39:30	2008	Horse
29	Scott Jurek, 25	WA	19:51:19	1999	10Pt Buck	59	Ian Torrence, 25	NV	20:40:37	1997	
30	Jussi Hamalainen, 49	CA	19:51:26	1995	Rhino, Eagle	60	Stephen Harris, 41	CA	20:43:04	1995	



Fred Shufflebarger & Hal Winton, 1994



Kelly Solverson, 2005



Honey Albrecht, 2007

Rank	Name	Home	Time	Year	Award	Rank	Name	Home	Time	Year	Award
61	Guillermo Medina, 28	CA	20:45:12	2003	10Pt Buck	123	Ignace Matthys, 32	BEL	22:05:26	1991	
62	Brian Polley, 36	CA	20:45:17	2007	Horse	124	Carlos Banderas, 50	CA	22:05:48	2000	8pt Buck
63	Joe Schlereth, 46	CA	20:46:34	1996	Rhino	125	Joseph Franko, 45	CA	22:08:07	1991	
64	Osbaldo Nava Lopez, 35	CA	20:51:16	2007		126	David Flynt, 39	CA	22:08:17	1995	
65	Ian Torrence, 26	NV	20:52:21	1998		127	Guillermo Medina, 33	CA	22:08:18	2008	
66	Juan Herrera, 28	MEX	20:52:29	1997		128	Douglas Spencer, 38	CA	22:08:53	1996	
67	Madero Herrera, 25	AZ	20:54:45	1996		129	Guillermo Medina, 27	CA	22:09:30	2001	
68	Patrik Gunnarsson, 33	CA	20:57:53	1998		130	Derrick Carr, 39	VA	22:11:14	2000	10pt Buck
69	Jeff Hines, 36	CA	20:59:04	1996		131	Guillermo Medina, 36	CA	22:11:24	2010	Eagle
70	Joe Schlereth, 42	CA	20:59:18	1992		132	Tim Seminoff, 38	UT	22:12:07	1996	
71	Hal Koerner, 28	CO	20:59:24	2004		133	Tom Cheese, 31	CA	22:12:56	1990	
72	Dale Capewell, 31	CA	21:04:30	1994		134	Prudence L'Heureux, 38	OR	22:13:06	2008	Ram
73	Guillermo Medina, 31	CA	21:05:15	2006		135	Ben Hian, 24	CA	22:14:00	1993	
74	Jussi Hamalainen, 42	CA	21:05:22	1988		136	Ashley Nordell, 27	CA	22:14:19	2007	
75	Hans Put, 37	NY	21:06:08	1998	Horse	137	David Goggins, 32	CA	22:15:19	2007	
76	Al Val Verde, 40	CA	21:06:09	1998	Rhino	138	Andy Jones-Wilkins, 33	AZ	22:15:36	2000	
77	Jeff Riley, 37	OR	21:08:33	2006		139	Joseph Kulak, 35	CO	22:16:12	2003	LGR6
78	Guillermo Medina, 26	CA	21:13:05	2000	10Pt Buck	140	Jeff Hines, 40	CA	22:16:49	2000	
79	Chip Parsons, 38	CA	21:13:05	1992		141	Joseph Franko, 44	CA	22:17:51	1990	
80	Rod Bien, 36	OR	21:14:12	2008		142	Lou Pals, 50	CDN	22:18:21	1992	
81	Osbaldo Nava Lopez, 34	MEX	21:14:28	2006		143	Dean Dobberteen, 32	CA	22:19:33	2007	
82	Stephen Harris, 34	CA	21:17:40	1988		144	Cirildo Gonzalez, 44	MEX	22:20:05	1998	
83	Douglas Spencer, 39	CA	21:17:53	1997		145	Heikki Ingstrom, 34	UT	22:21:03	1992	
84	Bill Finkbeiner, 36	CA	21:18:28	1992	W4	146	Marshall Ulrich, 38	CO	22:22:14	1989	LGR6
85	Jussi Hamalainen, 48	CA	21:19:46	1994		147	David Balsley, 42	NY	22:22:35	1989	
86	Jack Slater, 42	CA	21:20:17	1989		148	Kevin Sawchuk, 34	CA	22:23:53	1999	
87	Jussi Hamalainen, 51	CA	21:20:55	1997	Rhino	149	David Park, 39	CA	22:24:51	1999	
88	Dean Karnazes, 41	CA	21:21:18	2003	Horse	150	Douglas Spencer, 41	CA	22:25:25	1995	Horse
89	Brian Polley, 39	CA	21:23:24	2010	Cougar	151	David LaDuc, 41	CA	22:26:12	2010	Rhino
90	Fred Shufflebarger, 43	CA	21:24:01	1991		152	Donald Caldwell, 45	CA	22:27:50	1989	
91	Ruperto Romero, 46	CA	21:25:12	2010	Horse	153	Mark Marcelli, 42	CA	22:29:18	2001	
92	Jonathan Worswick, 34	CA	21:27:32	1997		154	Dennis Huffman, 45	CA	22:29:28	1994	
93	Joe Schlereth, 39	CA	21:31:58	1989		155	Dana Taylor, 33	CA	22:29:28	1994	
94	Dan Barger, 25	CA	21:35:20	1990		156	Ruperto Romero, 45	CA	22:30:06	2008	Rhino
95	Ruperto Romero, 42	CA	21:35:26	2007	Rhino	157	Martyn Greaves,	GB	22:30:20	1987	
96	Kurt Madden, 39	CA	21:35:53	1994		158	Alfred Bogenhuber, 48	CA	22:31:05	1988	
97	Martimiano Cervantes, 46	CA	21:36:59	1998	8pt Buck	159	Bruce Hoff, 32	CA	22:31:17	1995	
98	Joe Schlereth, 41	CA	21:37:27	1991	W4	160	Craig Thornley, 39	OR	22:31:18	2003	
99	Jack Slater, 41	CA	21:40:05	1988		161	Dean Dobberteen, 35	CA	22:31:36	2010	
100	Stephen Harris, 40	CA	21:40:16	1994		162	John Demorest, 38	CA	22:31:54	1989	
101	Adaberto Mendoza, 49	CA	21:41:18	2001	Elk	163	Jussi Hamalainen, 52	CA	22:33:46	1998	Buffalo
102	Stephen Harris, 44	CA	21:42:46	1998		164	Kathy Britcliffe, 34	CA	22:36:57	1989	
103	Stephen Harris, 43	CA	21:43:04	1997		165	David Flynt, 38	CA	22:39:30	1994	
104	Jack Slater, 43	CA	21:45:14	1990		166	Sherry Kae Johns, 40	AZ	22:39:35	1995	Rhino
105	Ron Ehrhard, 28	CA	21:47:14	1998		167	Scott Mills, 48	VA	22:40:59	1999	Rhino
106	Carlos Torres, 20	MEX	21:47:24	2005	Ram's Hd	168	Patrik Gunnarsson, 32	CA	22:42:05	1997	
107	Stephen Harris, 38	CA	21:49:56	1992		169	Angel Perez, 36	CA	22:42:18	2007	
108	Jeff Hines, 35	CA	21:50:36	1995		170	Stephen Harris, 42	CA	22:43:41	1996	
109	Richard Provost, 40	CA	21:52:00	1986	G/S Buckle	171	Wayne McGilvery, 31	CA	22:44:26	1999	
110	Carlos Banderas, 48	CA	21:53:52	1998		172	Carlos Banderas, 47	CA	22:45:05	1997	8pt Buck
111	David Park, 38	CA	21:54:33	1994		173	Joe Schlereth, 40	CA	22:46:19	1990	
112	Adaberto Mendoza, 48	CA	21:55:35	2000	Rhino	174	Guillermo Medina, 25	CA	22:47:35	1999	
113	Jussi Hamalainen, 50	CA	21:55:40	1996	Buffalo	175	Angel Perez, 32	CA	22:48:18	2003	
114	Dick Brainard, 44	MA	21:56:06	1989		176	Micah White, 38	CA	22:48:24	2001	
115	Dave Atlas, 33	MT	21:56:13	1992		177	Jussi Hamalainen, 40	CA	22:49:00	1986	
116	John-Mark Staude, 26	AZ	21:56:18	1991		178	Rolly Portelance, 47	CA	22:49:06	1990	
117	Jack Slater, 39	CA	21:59:00	1986		179	Scott Mills, 57	CA	22:49:06	2008	8pt Buck
118	Phill Kiddoo, 29	CA	22:00:00	2004		180	Dennis Huffman, 42	CA	22:49:56	1991	
119	Suzanna Bon, 43	CA	22:00:15	2007	Ram	181	Blake Wood, 37	NM	22:50:38	1995	
120	Ruperto Romero, 42	CA	22:00:23	2006	Rhino	182	Guillermo Medina, 32	CA	22:50:40	2007	
121	Evelyn Marshall, 37	CA	22:01:16	1995	Ram	183	John Cave, 32	WA	22:51:55	1992	
122	Lance Davis, 33	CA	22:03:10	1993		184	Roch Horton, 50	UT	22:53:18	2008	Buffalo



Evelyn Marshall, 1993



Ben Hian, 1994



Scott Sullivan, 2005

Rank	Name	Home	Time	Year	Award	Rank	Name	Home	Time	Year	Award
185	Scott McKenzie, 40	CA	22:53:48	1995		247	Jay Grobeson, 44	CA	23:29:24	2005	Rhino, Elk
186	Gabriel Flores, 32	CA	22:53:59	1998		248	Danny Westergaard, 31	CA	23:29:32	1990	
187	Tom Winter, 45	CA	22:54:40	1994		249	Jeff Thompson, 39	CA	23:29:54	1990	
188	Ashley Nordell, 28	CA	22:55:30	2008		250	Ian Maddieson, 44	CA	23:30:05	1986	
189	Kirk Apt, 33	CO	22:55:34	1995		251	Wendell Robison, 37	WY	23:30:34	1989	
190	Jussi Hamalainen, 55	CA	22:56:24	2001		252	Jay Grobeson, 36	CA	23:30:43	1997	
191	Pat Whyte, 41	CA	22:57:07	1989		253	Brian Polley, 35	CA	23:32:08	2006	
192	William Ramsey, 44	CA	22:57:14	1997		254	Jussi Hamalainen, 53	CA	23:32:52	1999	8pt Buck
193	Carlos Banderas, 43	CA	22:59:25	1994		255	Scott Mills, 44	VA	23:33:07	1995	
194	Ralph West,	CA	23:02:04	1987		256	Dana Miller, 42	UT	23:33:24	1993	
195	Monte Mackey, 45	CA	23:03:18	2001		257	Duke Bartoo, 47	CA	23:34:02	1999	
196	Carlos Herrera, 21	MEX	23:04:06	2006		258	Brent Teal, 33	CA	23:34:08	2007	
197	Marc Gallardo, 31	CA	23:05:46	1996		259	John Robinson, 34	OR	23:34:46	2000	
198	Dominic Grossman, 23	CA	23:06:06	2010		260	Nate McDowell, 28	OR	23:35:29	2000	
199	Carlos Banderas, 45	CA	23:06:42	1995		261	Larry Goodman, 33	CA	23:35:48	1990	
200	Ernesto Henriquez, 39	CA	23:06:42	1995		262	Blake Wood, 38	NM	23:36:16	1996	
201	Adaberto Mendoza, 51	CA	23:07:18	2003	Rhino	263	Susan Gimbel, 43	CA	23:37:05	1990	G/S Buckle
202	Ray Sanchez, 41	CA	23:07:24	2008		264	Denis Trafecanty, 53	CA	23:37:09	1996	
203	Dan Barger, 23	CA	23:07:31	1988		265	Bruce Hoff, 29	CA	23:37:15	1992	
204	Chris Christensen, 35	CA	23:07:48	1992		266	Angel Perez, 34	CA	23:38:24	2005	
205	Suzanne Brana, 41	CA	23:08:47	1999	Cougar	267	Walter Allison, 35	CA	23:38:34	1990	
206	John Pearch, 30	WA	23:10:30	2003		268	Willis McCarthy, 42	CA	23:39:19	1997	
207	Shawn McDonald, 29	CA	23:10:42	1995		269	Evelyn Marshall, 36	CA	23:39:37	1994	Ram
208	Lee McKinley, 47	CA	23:11:06	2008		270	Tom Nielsen, 35	CA	23:39:37	1994	
209	Angel Perez, 35	CA	23:11:16	2006		271	Caesar Cepeda, 37	CA	23:39:41	2000	
210	Craig Thornley, 42	OR	23:11:28	2006		272	Devin Corcoran, 49	CA	23:40:34	2006	8pt Buck
211	Bill Carlson, 32	CA	23:12:17	1992		273	Richard Hillestad, 44	CA	23:41:00	1986	
212	Bill Kee, 40	CA	23:12:24	1997		274	Ian Torrence, 31	NV	23:41:12	2004	
213	Mark Marcelli, 36	CA	23:13:18	1995		275	Rob McNair, 54	CA	23:41:12	2008	
214	Josh Spector, 37	CA	23:14:06	2010		276	Kaname Sakurai, 34	JPN	23:41:16	1998	Ram's Hd
215	Don Redmond, 22	CA	23:14:11	1990		277	Kevin Lee, 32	CA	23:41:40	1996	
216	Dan Williams, 52	CA	23:14:30	2001		278	Jussi Hamalainen, 60	CA	23:43:11	2006	Buffalo
217	Jai Ralls, 33	OR	23:15:24	2008		279	Thomas Green, 42	MD	23:43:46	1992	
218	Juan Sanchez, 39	CA	23:16:06	2008		280	Barry Condron, 30	CA	23:44:35	1994	
219	Chris Cole, 23	CA	23:17:00	1986		281	Rocky Allen, 30	CA	23:44:44	2007	
220	Ken Gregorich, 42	CA	23:17:06	2001		282	Shawn McDonald, 32	CA	23:44:55	1998	
221	Kyle Hoang, 34	CA	23:17:12	2005		283	David Adams, 41	WY	23:45:10	1993	
222	Sherry Kae Johns, 42	NM	23:18:00	1997	Ram	284	Juan Sanchez, 38	CA	23:45:23	2007	
223	Jay Grobeson, 38	CA	23:18:09	1999		285	Bernard Coudurier, 44	CA	23:45:47	1996	
224	David Lygre, 47	WA	23:18:36	1989		286	Hollis Lenderking, 40	CA	23:46:46	1990	
225	Joe Franiak, 30	CA	23:18:49	1991		287	Vicki DeVita, 38	CA	23:46:56	1991	G/S Buckle
226	Rob McNair, 45	CA	23:19:07	2000		288	Michael Modzelewski, 36	CA	23:47:20	1989	
227	Mark Marcelli, 48	CA	23:20:03	2007	8pt Buck	289	Scott Modzelewski, 27	AZ	23:47:20	1989	
228	Scott McKenzie, 41	CA	23:20:37	1996		290	Brandon Adame, 32	CA	23:47:24	2010	
229	Tom Sloan, 41	CA	23:21:08	1989		291	John Cave, 31	CA	23:47:30	1991	
230	Phil Penna, 42	CA	23:21:26	1990		292	John Demorest, 42	CA	23:47:32	1993	
231	Kent Crites, 37	CA	23:22:58	1988		293	Mike Fiorito, 29	NC	23:48:35	1996	
232	Michael Gregg, 28	CA	23:23:00	1986		294	Jamil Coury, 22	AZ	23:49:07	2007	
233	Brent Teal, 34	CA	23:23:06	2008		295	Nick Coury, 19	AZ	23:49:07	2007	
234	Thomas Winter, 42	CA	23:23:09	1990		296	Scott McKenzie, 39	CA	23:49:52	1994	
235	Bill Kee, 38	CA	23:24:12	1995		297	Larry Gassan, 41	CA	23:50:04	1996	
236	Al Val Verde, 42	CA	23:24:32	2000		298	Herb Tanzer, 38	CA	23:51:02	1990	
237	Peter Gagarin, 44	MA	23:25:11	1989		299	Louis Paciello, 34	AZ	23:51:19	2000	
238	Rob McNair, 44	CA	23:26:11	1998		300	Devy Reinstein, 34	CA	23:51:25	1990	
239	Ray Bell, 44	FL	23:27:27	1988	W4	301	Jack Slater, 44	CA	23:51:26	1991	
240	Jussi Hamalainen, 54	FIN	23:27:46	2000	Buffalo	302	Noel Hanna, 31	IRE	23:51:29	1998	Ram's Hd
241	Alex Feldman, 40	ID	23:28:07	1997		303	Stewart Outfield, 36	WA	23:51:42	1991	
242	Gary Johnson, 38	CA	23:28:09	1991		304	Jennifer Johnston, 35	CA	23:51:57	1999	Cougar
243	Jennifer Johnston, 34	CA	23:28:43	1998	Ram	305	Jamie Williams, 45	CA	23:51:57	1994	
244	Willis McCarthy, 35	CA	23:29:01	1990		306	Whit Rambach, 36	CA	23:52:00	2003	
245	Ashley Idema, 26	OR	23:29:05	2006	Ram	307	Micah White, 37	CA	23:52:09	2000	
246	Stu Sherman, 49	CA	23:29:18	2004	Rhino	308	Gordon Hardman, 38	CO	23:53:00	1989	LGR6



Suzanne Brana, 1999




Kevin Sawchuck & Doug Spencer, finish line, 1999


Rank	Name	Home	Time	Year	Award	Rank	Name	Home	Time	Year	Award
309	Devin Corcoran, 48	CA	23:53:06	2005	8pt Buck	371	Jeff Arndt, 48	AK	25:06:30	2001	
310	Jack Slater, 45	CA	23:53:18	1992		372	Thomas Winter, 39	CA	25:08:37	1987	
311	Larry Harlan, 37	CA	23:53:44	1996		373	Monte Mackey, 35	CA	25:08:54	1991	
312	Wendell Robison, 38	WY	23:54:00	1990		374	Adalberto Mendoza, 54	CA	25:09:43	2007	Buffalo
313	Mark Tanaka, 43	CA	23:54:24	2010		375	Donald Welch, 39	CA	25:10:21	2007	
314	Jack Slater, 40	CA	23:54:25	1987		376	Bernard Coudurier, 45	CA	25:10:38	1997	
315	Jeff Pecsar, 38	CA	23:55:15	1988		377	Jennifer Johnston, 36	MI	25:11:24	2000	Ram
316	Francisco Fabian, 50	CA	23:55:24	2001		378	Peter Palmer, 44	CT	25:14:18	1997	
317	Garry Curry, 33	CA	23:55:25	1987		379	Rafael Arceo, 38	CA	25:14:28	2006	
318	Robert Prado, 34	CA	24:01:16	1988		380	Bill Graney, 46	CA	25:14:28	2006	
319	John Bandur, 48	WA	24:04:00	1986		381	Vince Pedroia, 51	CA	25:14:36	1997	
320	Stephen Harris, 45	CA	24:06:47	1999		382	Evelyn Marshall, 35	CA	25:15:09	1993	Ram
321	Adalberto Mendoza, 54	CA	24:07:31	2006		383	Ken Hughes, 51	CA	25:15:24	2010	8pt Buck, 2SR
322	Adalberto Mendoza, 56	CA	24:08:18	2008		384	Donald Tucker, 32	UT	25:16:14	1989	
323	Stacey Bunton, 43	OR	24:10:28	2006	Cougar	385	David Ruvalcaba, 54	CA	25:16:24	2008	
324	Caz Scislowicz, 51	CA	24:12:07	2000		386	Sue Johnston, 40	VT	25:16:30	2006	Rhino, 2SR
325	Keira Henninger, 34	CA	24:15:12	2010		387	Walter Morrison, 52	CA	25:16:54	1990	
326	Jay Grobeson, 43	CA	24:20:24	2004	2SR	388	Troy Limb, 43	CA	25:18:18	2004	
327	Kellen Betts, 22	CA	24:28:06	2004		389	Jeff Lang, 42	CA	25:18:30	2010	
328	Jennifer Henderson, 37	CA	24:28:27	1996	Ram	390	Peter Gagarin, 41	MA	25:19:00	1986	
329	Martin Ramires, 34	AZ	24:28:27	1996		391	Jeff Arndt, 51	AK	25:20:24	2004	
330	Tracy Moore, 47	CA	24:29:30	2008		392	Robert Volkenand, 57	OR	25:21:16	1988	
331	Adalberto Mendoza, 47	CA	24:30:01	1998		393	Mike Malinin, 36	CA	25:22:06	2004	
332	Edith Bogenhuber, 47	CA	24:31:04	1991		394	Jennifer Johnston, 37	CA	25:23:36	2001	Ram
333	Gene Thibault, 49	CA	24:32:14	1995		395	Edith Bogenhuber, 46	CA	25:23:37	1990	
334	Jennifer Johnston, 40	CA	24:32:24	2004	Ram	396	Barry Condon, 30	CA	25:23:42	1993	
335	Vince Pedroia, 52	CA	24:34:09	1999	Buffalo	397	William Ramsey, 43	CA	25:26:11	1996	
336	Bill Kee, 42	CA	24:34:17	1999		398	Patrick Stewart, 35	CA	25:31:03	1997	
337	Derrick Carr, 38	VA	24:34:34	1999		399	Dennis Huffman, 44	CA	25:31:56	1993	
338	Rafael Arceo, 42	CA	24:37:00	2010		400	Jay Grobeson, 34	CA	25:32:46	1995	
339	Rafael Arceo, 35	CA	24:37:18	2003		401	David Capron, 53	CA	25:33:47	1998	
340	Vince Pedroia, 52	CA	24:37:32	1998		402	Larry Vandenburg, 46	WA	25:34:42	2000	
341	Diana Finkel, 31	CO	24:39:06	2003	Ram	403	Jeff Arndt, 47	AK	25:34:51	2000	
342	Jorge Pacheco, 32	CA	24:39:39	2000		404	Lee McKinley, 47	CA	25:36:19	2007	
343	David Flynn, 38	CA	24:40:48	1993		405	Mike Trevino, 25	CA	25:36:37	2000	
344	Vincent Balch, 41	CA	24:42:02	1997		406	Grant Sisler, 30	CA	25:37:11	2007	2SR
345	David Coblenz, 43	NM	24:43:25	2006		407	Jay Grobeson, 35	CA	25:37:25	1996	
346	Dale Sutton, 47	CA	24:44:30	1987		408	William Stenzel, 26	CA	25:37:31	2000	
347	Mark Flores, 40	CA	24:46:06	2008		409	Jay Grobeson, 37	CA	25:38:51	1998	LGR6
348	George Beech, 41	CO	24:50:02	1991		410	Tracy Bahr, 31	OR	25:41:12	2003	Cougar
349	Gary Hilliard, 49	CA	24:50:16	2004	8 Pt Buck	411	Mark "PineNut" Kiner, 30	CA	25:41:12	2004	
350	Micheal McCarthy, 42	OR	24:50:16	2006		412	Curt Ringstad, 41	OR	25:42:36	1993	
351	Denis Trafecanty, 54	CA	24:52:48	1997	Buffalo	413	Brandon Sybrowsky, 22	UT	25:44:42	1993	
352	Vince Pedroia, 54	CA	24:52:59	2000		414	Nancy Tinker, 40	CA	25:44:48	1991	
353	Julie Fingar, 30	CA	24:53:24	2005	Ram	415	Juan Herrera, 32	MEX	25:45:26	2000	
354	Marc Gallardo, 32	CA	24:53:52	1997		416	Brian Farr, 43	CA	25:47:57	2007	
355	Rob McNair, 52	CA	24:54:20	2006		417	Rob Cain, 53	OR	25:48:25	2007	
356	Jussi Hamalainen, 58	CA	24:55:06	2004	Buffalo	418	Eric Lee, 26	CO	25:49:12	2008	
357	Monte Mackey, 41	CA	24:55:57	1997		419	Andrew Heard, 41	AZ	25:49:56	2007	
358	Nick Bassett, 50	WY	24:56:49	1995	Buffalo	420	Raymond Villeneuve, 38	CDN	25:52:30	1992	
359	Stacey Bunton, 44	OR	24:57:45	2007	Cougar	421	Jana Gustman, 34	CA	25:55:24	2001	Cougar
360	Wayne Gibbons, 31	CA	24:58:07	1990		422	Steve Harvey, 44	CA	25:55:31	1988	
361	Tom Sloan, 40	CA	24:58:26	1988		423	Mark Cosmas, 38	AZ	25:56:30	2005	
362	Greg Pirkil, 32	HI	24:59:14	2000		424	Jeff Huff, 37	HI	25:56:47	1999	
363	Jeff Huff, 38	HI	24:59:15	2000		425	Stephen Harris, 47	CA	25:57:06	2001	
364	Edward Boggess, 39	CO	24:59:58	1997		426	Jay Grobeson, 40	CA	25:57:18	2001	
365	Perry Petschar, 41	CA	25:00:55	1995		427	Terry Crawford, 42	CA	25:57:25	1990	
366	Rob McNair, 43	CA	25:02:18	1997		428	Al Val Verde, 39	CA	25:58:11	1997	
367	Ed Masters, 37	UT	25:04:41	1989		429	Denis Trafecanty, 58	CA	25:58:18	2001	
368	Elaina McMahon, 39	CA	25:05:33	1996	Cougar	430	Troy Limb, 44	CA	26:00:00	2005	
369	Martha Swatt, 33	WY	25:06:00	1995		431	Tim Ball, 32	CA	26:02:04	1991	
370	Dan Barger, 29	CA	25:06:08	1994		432	John Bandur, 51	WA	26:03:20	1989	



Sherry Kae Johns, 1997



Gabriel Flores, 1998



Jussi Hamalainen, 2004

Rank	Name	Home Time	Year	Award	Rank	Name	Home Time	Year	Award
433	Rene Casteran, 42	OR 26:03:20	1989	W4	495	Jerry Blinn, 42	CA 26:43:27	1989	
434	Jussi Hamalainen, 56	CA 26:04:12	2003	8pt Buck	496	Duke Bartoo, 45	CA 26:43:41	1997	
435	Scott Eppelman, 40	TX 26:04:14	2006		497	Jose Hernandez, 43	CA 26:44:12	2008	
436	Linda Elam, 45	CA 26:04:16	1991	W4	498	Joseph Franko, 46	CA 26:44:34	1992	
437	akabill Molmen, 54	HI 26:04:42	1998		499	Denis Trafecantny, 60	CA 26:45:12	2003	
438	Ronda Sundermeier, 37	OR 26:06:12	2004	Cougar	500	Gary Henslee, 45	CA 26:45:17	1996	
439	Tony Ostrom, 45	CA 26:07:56	2000		501	Francisco Fabian, 49	CA 26:45:27	2000	
440	Gary Ritchie, 58	CA 26:08:18	1998		502	Jannifer Heiner, 29	CA 26:46:06	2008	
441	David Daly, 40	CA 26:08:30	2001		503	Jim Musselman, 39	GA 26:46:29	1999	LGR6
442	Ted Winters, 48	CA 26:09:00	1986		504	William Ramsey, 48	CA 26:46:29	1999	
443	Deborah Askew, 41	CA 26:09:15	1999	Rhino	505	Byron Melendy, 47	CA 26:46:30	1990	
444	Jonas Hansen, 32	CA 26:10:24	2008		506	Chris Stephenson, 40	CA 26:46:30	2005	
445	Bill Kee, 48	CA 26:11:30	2005		507	Larry Castano, 37	CA 26:46:52	1990	
446	Jean-Paul Mazaud, 43	CA 26:13:02	1995		508	Ken Farley, 43	CA 26:47:18	2008	
447	akabill Molmen, 56	HI 26:14:24	2000		509	Jack Slater, 46	CA 26:47:30	1993	
448	Garry Curry, 42	CO 26:14:50	1996		510	Steve Harvey, 42	CA 26:48:00	1986	
449	Jay Grobeson, 33	CA 26:15:33	1994		511	Bob Ulloa, 47	CA 26:48:33	1996	
450	Stephanie Ehret, 43	CO 26:16:11	2006		512	Stephen Harris, 46	CA 26:48:40	2000	
451	Harry Bruell, 37	CO 26:16:11	2006		513	James Maynard, 37	CA 26:49:30	2005	
452	Brandon Adame, 30	CA 26:16:12	2008		514	Pamela Reed, 34	AZ 26:49:48	1995	
453	Dave Robinson, 34	CA 26:16:19	1996		515	Dan Brenden, 55	AZ 26:53:16	2006	
454	Bernard Coudurier, 43	CA 26:16:33	1995		516	Dan Brenden, 57	AZ 26:53:30	2008	
455	Nancy Tinker, 42	CA 26:17:59	1993		517	Rob Byrne, 43	CA 26:54:06	2001	
456	Tracy Bahr, 32	OR 26:20:30	2005	Cougar	518	Dan Williams, 54	CA 26:54:18	2003	
457	Edward Boggess, 41	CO 26:21:52	1999	LGR6	519	Mike Burke, 56	OR 26:54:18	2006	
458	Phil Galdi, 36	CA 26:23:00	1986		520	Fred Vance, 43	CA 26:54:20	1995	
459	Nick Bassett, 52	WY 26:23:10	1997		521	Jim Good, 46	CA 26:55:06	2004	
460	Wally Hesseltine, 60	CA 26:23:24	2003	Buffalo	522	John Price, 49	OR 26:55:20	2007	
461	Richard Gates, 35	UT 26:24:18	1992	W4	523	Jack Slater, 47	CA 26:55:46	1994	
462	Rafael Arceo, 33	CA 26:24:30	2001		524	David Capron, 52	CA 26:56:13	1997	
463	Jack Nosco, 30	CA 26:25:04	1992		525	Joseph Franko, 47	CA 26:56:38	1993	
464	Garry Curry, 35	CA 26:25:20	1989		526	Byron Melendy, 53	CA 26:56:41	1994	
465	Elaina McMahon, 38	CA 26:25:54	1995		527	Damon Collier, 40	CA 26:58:13	2006	
466	Dale Sutton, 46	CA 26:27:00	1986		528	Randy Calvert, 44	NV 26:58:38	1997	
467	David Overstreet, 46	CA 26:27:11	2006		529	Eric Priedkalns, 37	CA 26:59:18	2008	
468	Jimmy Freeman, 29	CA 26:27:32	2006		530	Willis McCarthy, 33	CA 26:59:31	1988	
469	Francisco Fabian, 48	CA 26:28:38	1999		531	Dean Dobberteen, 24	CA 27:00:47	1999	
470	Edward Lujan, 51	CA 26:30:09	1989		532	Ted McDonald, 43	CA 27:00:53	2007	
471	Jeff Hagen, 46	CA 26:30:33	1993		533	Lance Goss, 45	CA 27:01:10	1990	
472	Kathy Britcliffe, 33	CA 26:30:55	1988	G/S Buckle	534	Robert DeVelice, 46	AK 27:01:55	2000	
473	Hoberto Serrano, 40	CA 26:31:07	2006		535	Dan Brenden, 54	AZ 27:02:12	2005	LGR6
474	Kent Crites, 43	CA 26:31:13	1994		536	Micah White, 41	CA 27:03:06	2004	
475	Russell Moore, 49	CA 26:33:13	1988		537	Jimmy Fullerton, 52	CA 27:03:17	2006	
476	Gabriel Flores, 28	CA 26:33:38	1994		538	Maria Lemus, 42	CA 27:03:17	2006	
477	Vince Pedroia, 48	CA 26:33:41	1994		539	Jeff Mailloux, 32	ID 27:04:04	1992	
478	Jack Nosco, 33	CA 26:33:51	1995		540	Suzanne Brana, 40	CA 27:04:20	1998	Cougar
479	Wally Hesseltine, 61	CA 26:34:30	2004		541	Donna Utakis, 42	MA 27:04:30	2010	Rhino
480	Jeffrey Robbins, 46	CA 26:34:57	1998		542	Garry Curry, 40	CO 27:04:34	1994	
481	Vanessa Jones, 48	CA 26:35:36	2010	Cougar, 2SR	543	Jeffrey Robbins, 45	CA 27:05:32	1997	
482	Larry Webster, 56	WA 26:35:55	1989		544	Bill Kee, 48	CA 27:05:36	2003	
483	Barbara Frye-Krier, 47	FL 26:38:06	2001	W4, Rhino	545	Gary Hilliard, 50	CA 27:06:24	2005	
484	Bobby Keogh, 57	NM 26:38:06	2001		546	Luis Escobar, 34	CA 27:06:29	1997	
485	Leif Rustvold, 32	OR 26:38:46	2007		547	Duke Bartoo, 48	CA 27:07:06	2000	
486	Leslie Vitale, 42	CA 26:39:08	1995		548	Bob Ulloa, 51	CA 27:07:07	2000	
487	Jussi Hamalainen, 61	CA 26:40:19	2007		549	David Van Wicklin, 51	CA 27:07:12	2003	
488	Jimmy Fullerton, 50	CA 26:40:23	2004		550	Donald Welch, 40	CA 27:07:18	2008	
489	Diane Ridgeway, 47	CO 26:40:35	1996	Rhino	551	Sean O'Brien, 45	CA 27:07:24	2008	
490	Moe Beaulieu, 46	CA 26:40:46	1990		552	Rocky Allen, 29	CA 27:08:12	2006	
491	Bill Lee, 40	CO 26:41:50	1989		553	Nancy Tinker, 35	CA 27:09:17	1989	
492	Jay Anderson, 48	CA 26:42:12	2004		554	Devin Corcoran, 34	CA 27:09:36	2001	
493	Milan Furin, 45	SVK 26:42:22	1995	Ram's Hd	555	David Cepoi, 27	CA 27:12:18	1992	
494	Paul Ralyea, 37	VA 26:42:33	2004		556	Brian Myers, 34	CA 27:13:00	2010	



Cirildo Gonzalez, 1998 Ram



Hal Koerner, 2004



Dixie Madsen, 1997

Rank	Name	Home	Time	Year	Award	Rank	Name	Home	Time	Year	Award
557	Jack Nosco, 29	CA	27:13:04	1991		620	David Ruvalcaba, 52	CA	27:36:20	2006	
558	Rod Bien, 31	OR	27:13:18	2003		621	Kelly Solverson, 35	CA	27:38:36	2005	
559	Paul Braun, 34	CA	27:13:45	1996		622	Ed Furtaw, 43	NV	27:38:52	1991	
560	Jack Nosco, 38	CA	27:14:06	2000		623	Monica Scholz, 33	CAN	27:39:06	2000	Cougar
561	Larry Gassan, 38	CA	27:14:20	1993		624	Honey Albrecht, 48	AZ	27:39:08	2007	Rhino
562	Wally Hesselstine, 62	CA	27:14:30	2005		625	Brian MacKenzie, 32	CA	27:39:39	2007	
563	Wendell Robison, 36	WY	27:15:07	1988	LGR5	626	Perry Petschar, 39	CA	27:40:04	1993	
564	Kermit Cuff, 49	CA	27:15:22	2007		627	Jeff Stevenson, 48	CA	27:40:21	1994	
565	Jimmy Fullerton, 49	CA	27:15:36	2003		628	Rafael Arceo, 31	CA	27:40:37	1999	
566	Jaime Ortiz, 49	CA	27:15:36	2010		629	Tom Whitaker, 32	CA	27:40:55	2007	
567	Elaina McMahon, 37	CA	27:15:48	1994		630	Robert Robak, 45	CA	27:41:17	1997	
568	Vince Pedroia, 55	CA	27:16:06	2001		631	Michael Dimkich, 33	CA	27:42:12	2001	
569	Hal Chiasson, 58	CA	27:16:12	2001		632	Danny Westergaard, 46	CA	27:42:30	2005	
570	Jussi Hamalainen, 59	CA	27:16:18	2005		633	Jamshid Khajavi, 51	WA	27:42:36	2004	LGR6, W4
571	Ivan Buzik, 56	CA	27:16:47	2000		634	Kim Gimenez, 40	CA	27:43:06	2004	Rhino
572	Stacey Bunton, 40	OR	27:17:06	2003	Rhino	635	John McComish, 50	CA	27:43:12	1987	
573	Mark Samuelson, 39	CA	27:18:05	1992		636	Monica Scholz, 34	CAN	27:43:24	2001	
574	Adam Ray, 40	CA	27:18:08	2006		637	Marc Reynolds, 42	CA	27:43:55	1990	
575	James Furnish, 50	CA	27:18:30	1992		638	Eric Vaughan, 48	CA	27:44:06	2008	
576	Raymond Greenlaw, 39	GA	27:18:41	2000		639	Ted Winter,	CA	27:44:08	1987	
577	Todd Hiskey, 43	CA	27:19:12	2008		640	Damon Collier, 42	CA	27:44:18	2008	
578	Kenneth Farley, 40	CA	27:20:12	2005		641	Michael Martin, 41	CA	27:44:32	1989	
579	Gene Joseph, 41	AZ	27:20:51	1993		642	John Mark, 40	CA	27:44:40	1992	
580	Milt Scholl, 30	OR	27:20:51	1987		643	Joanie Mork, 38	CA	27:44:40	1992	
581	Jussi Hamalainen, 64	CA	27:21:00	2010	Buffalo	644	Kathy Welch, 39	CA	27:44:40	1992	
582	Kevin Lee, 36	CA	27:21:19	2000		645	David Pirogowicz, 44	CA	27:45:46	1996	
583	Ofelia Bermudez, 40	CA	27:21:27	1996		646	Howard MacNair,	CA	27:45:55	1987	
584	Dennis Huffman, 43	CA	27:21:40	1992		647	Arthur Moore, 57	OH	27:46:17	1994	
585	Richard Buck, 43	CA	27:22:25	1989		648	John Rutherford, IV, 31	VA	27:46:24	2010	
586	Susan Gimbel, 41	CA	27:22:27	1988		649	Stephen Fukumoto, 37	CA	27:47:01	1987	
587	Vince Pedroia, 49	CA	27:22:40	1995		650	Frank Ives, 49	CA	27:47:29	1991	
588	Joanne Urioste, 43	NV	27:22:40	1995	Rhino	651	Justin Soares, 21	OR	27:47:29	2000	
589	Rick Kelley, 46	AZ	27:22:45	1996		652	Thomas Knutson, 49	MN	27:47:43	1999	W4
590	Larry Castano, 38	CA	27:23:38	1991		653	Clem LaCava, 52	OR	27:48:14	2000	
591	Joe Herzog, 42	CA	27:24:00	2010		654	Lyman Perry, 33	HI	27:48:27	2000	
592	Jeremy Meyers, 39	CA	27:24:06	2010		655	Burgess Harmer, 49	NV	27:48:53	1991	W4, LGR5
593	Ken Ward, 51	OR	27:24:12	2008		656	Richard Hayes, 49	CA	27:49:16	2000	
594	Eric Hodges, 51	CA	27:24:36	2000	W4	657	Elaina McMahon, 41	CA	27:50:39	1998	Rhino
595	Paul Bonnett-Castillo, 38	AZ	27:24:48	1999		658	Jim Orr,	CA	27:50:41	1987	
596	Jerry Little, 30	CO	27:24:50	1998		659	Keith Richards-Dinger, 36	CA	27:51:30	2004	
597	Donald Welch, 43	CA	27:25:18	2010		660	Christopher Goddard, 38	CA	27:52:06	2008	
598	Jonathan Kimura, 21	CA	27:25:30	2001		661	Chrissy Weiss, 43	CA	27:53:06	2004	
599	David Turner, 33	CA	27:25:31	1994		662	akabill Molmen, 55	HI	27:53:17	1999	
600	John Peacock, 51	NV	27:26:00	1989		663	Jacqueline Odre, 31	HI	27:53:17	1999	
601	Gabor Kozinc, 41	CA	27:26:30	2004		664	Tom Magram, 38	CA	27:54:00	1986	
602	Chuck Eidenschink, 36	OR	27:27:45	1989		665	Jack Resh, 55	CA	27:54:00	1986	
603	Wayne Christopherson, 41	MI	27:28:13	1989		666	Dennis Werth, 49	CO	27:54:21	1991	
604	John McComish, 51	CA	27:29:25	1988		667	Chris Cole, 27	CA	27:54:57	1990	
605	Leif Rustvold, 33	OR	27:30:30	2008		668	Steve McCormick, 46	CA	27:55:55	1990	
606	Randy Rhodes, 44	CO	27:30:50	1994		669	Tom Waddell, 48	CA	27:56:07	1994	
607	Maria Lemus, 46	CA	27:31:24	2010		670	Randy Isler, 41	NM	27:56:37	1998	
608	Michael LeFebvre, 33	CA	27:31:36	1993		671	Richard Gates, 32	UT	27:57:14	1989	
609	Paul Garnett, 38	CA	27:32:00	1986		672	Kermit Cuff, 50	CA	27:57:18	2008	
610	Gill Cornell, 42	CA	27:32:42	1992		673	Toni Stermolle, 39	CA	27:58:11	1991	
611	William Ramsey, 47	CA	27:32:59	2000		674	Dan Barger, 21	CA	27:59:00	1986	
612	Thomas Knutson, 50	MN	27:33:00	2000		675	Garry Curry, 32	CA	27:59:00	1986	
613	Al Solish, 36	CA	27:33:00	1986		676	Burgess Harmer, 48	NV	27:59:08	1990	W4
614	Arturo Valdez, 47	CA	27:33:12	2010		677	Scott Willis, 29	CA	27:59:15	1991	
615	Joe Clapper, 38	VA	27:34:28	1997		678	Carol O'Hear, 31	WA	27:59:20	2006	
616	Frank Earnest, 53	CA	27:34:36	2004	LGR6, W4	679	Michael Suter, 50	CA	27:59:22	1997	
617	Michael Campbell, 54	VA	27:35:24	2004		680	Marc Andrieux, 45	FRA	28:00:30	2001	
618	Cindie Grunt, 41	OR	27:35:49	1991		681	Karl Jensen, 51	CAN	28:01:46	1999	LGR6
619	Danny Westergaard, 35	CA	27:36:03	1994		682	Robert Robak, 39	CA	28:02:12	1991	



Tracy Bahr (r) and pacer Jay Anderson at Shortcut Saddle, 2005




Jay Groberson: Elk Award, ten and done! 2005

Rank	Name	Home	Time	Year	Award	Rank	Name	Home	Time	Year	Award
683	Jason Hodde, 26	IN	28:02:33	1996		746	Jack Nosco, 38	CA	28:23:46	1990	
684	Dan Brenden, 56	AZ	28:02:46	2007	LGR6	747	Edith Bogenhuber, 48	CA	28:24:05	1992	
685	Jeff Stein, 40	CA	28:03:00	2006		748	Garry Curry, 52	CO	28:24:10	2006	
686	William Ramsey, 48	CA	28:04:18	2001		749	Marisol Martinez, 37	CA	28:24:30	2010	
687	Bob Cowdrey, 50	CA	28:04:42	1994		750	Dick Collins, 57	CA	28:24:34	1990	W4
688	Wendell Robison, 43	WY	28:05:02	1995		751	Chris Jensen, 43	CA	28:24:54	2007	
689	Garry Curry, 37	CO	28:05:05	1991		752	Catherine Mather, 42	CAN	28:25:00	2000	Rhino
690	Jack Murray, 46	CA	28:05:34	2007		753	Fred Dimmick, 39	NY	28:25:23	1996	
691	Robert Pike, CA	28:05:47	1987		754	Carlos Diaz, 45	CA	28:25:36	2001		
692	Wendell Doman, 44	CA	28:06:06	2003		755	Ricardo Ornelas, 35	CA	28:26:04	2008	
693	Hal Chiasson, 61	CA	28:06:18	2004		756	Jaime Ortiz, 47	CA	28:26:06	2008	
694	Whit Rambach, 31	CA	28:06:34	1998		757	Damon Collier, 37	CA	28:26:12	2005	
695	Joanne Urioste, 46	NV	28:06:51	1994		758	Eric Demazure, 44	FRA	28:26:24	2004	SY
696	Bill Walz, 37	CA	28:06:54	2007		759	John Peacock, 55	NV	28:26:42	1993	
697	Stephen Fukumoto, 38	CA	28:07:01	1988		760	Burgess Harmer, 50	NV	28:26:45	1992	W4, LGR5
698	Ken Macleod, 41	CDN	28:07:41	1992		761	Richard Vander Stucken, 55	CA	28:27:23	1994	
699	Milt Scholl, 32	OR	28:08:05	1989		762	Barry Condron, 29	CA	28:27:47	1992	
700	William Ramsey, 50	CA	28:08:30	2003		763	Frederico Fuentes, 34	MEX	28:28:12	2004	
701	Garry Curry, 53	CO	28:08:43	2007		764	Tamara Johnson, 43	CA	28:28:18	2008	Cougar
702	Randy Wojno, 47	CO	28:08:43	2007		765	Michael McDonald, 54	CA	28:28:25	1998	
703	Lee Kern, 36	MT	28:09:07	1993		766	Jack Meyer, 43	CA	28:28:32	2006	
704	Paul Schmidt, 41	CA	28:09:08	1993		767	Leland Kern, 41	MT	28:28:45	1998	
705	Lou Martin, 39	CA	28:09:33	1991		768	Fred Vance, 39	CO	28:28:47	1991	
706	Loren Fitzwater, 40	CA	28:09:40	1995		769	Greg Pirkl, 33	HI	28:29:07	2001	
707	Seth Roberts, 44	MA	28:10:20	1996		770	Matt Palocsay, 23	CA	28:30:19	2000	
708	Gary Wang, 27	CA	28:10:20	1995		771	Richard Tufts, 43	CA	28:30:24	1987	
709	Garry Curry, 56	CO	28:10:24	2010		772	Howard Cohen, 42	CA	28:31:02	2000	
710	Brent Speers, 51	CA	28:10:24	2010		773	Diane Eastman, 45	CA	28:31:04	1987	
711	Hiroe Sakurai, 35	JPN	28:10:37	2000		774	Eric Kajiwara, 49	CA	28:31:13	1996	
712	Paul Akiyama, 51	NV	28:10:56	1995		775	Lee Freeman, 48	CA	28:32:02	1991	
713	Maureen McGrath, 36	CA	28:11:31	1998		776	Jose Wilkie, 33	KY	28:33:20	1996	
714	David Messman, 48	CA	28:12:30	2008		777	Carl Jess, 41	NM	28:33:21	2000	
715	Eric Robinson, 28	CA	28:12:36	1996		778	Richard Buck, 42	CA	28:33:43	1988	
716	Milton Scholl, 40	OR	28:13:04	1997		779	Jose Hernandez, 45	CA	28:34:18	2010	
717	Elaina McMahon, 36	CA	28:13:58	1993		780	Thomas Harry, 51	CA	28:34:26	2006	
718	Andy Kumeda, 42	CA	28:14:12	2010		781	William Ramsey, 45	CA	28:34:43	1998	
719	Jack Murray, 43	CA	28:14:18	2004		782	Pete Sercel, 25	CA	28:34:55	1991	
720	Doug Woods, 45	CA	28:14:30			783	Dave Olney, 46	CA	28:34:57	1988	
721	Eric Hodges, 49	CA	28:14:52	1998		784	Phil Royalty, 27	NV	28:35:19	1996	
722	Eric Priedkalns, 35	CA	28:15:16	2006		785	Denny Hagele, 44	CA	28:36:37	1988	LGR5
723	Hal Chiasson, 55	CA	28:17:00	1998		786	Nancy March, 47	CA	28:37:12	1994	
724	Danny Westergaard, 45	CA	28:17:18	2004		787	Wendell Robison, 42	WY	28:37:12	1994	
725	Christine Gibbons, 33	NJ	28:17:25	1995		788	Harald Walther, 43	CA	28:37:18	2008	
726	Wayne Gibbons, 36	NJ	28:17:25	1995		789	Jeff Thompson, 38	CA	28:38:08	1989	
727	Joe Livak, 51	NV	28:17:42	1992		790	Douglas Spencer, 48	CA	28:38:28	2006	
728	Jeffery LaMora, 26	UT	28:17:57	1999		791	Hal Chiasson, 60	CA	28:38:30	2003	
729	Steve McRae, 41	CA	28:18:13	1992		792	Larry Fambrough, 52	CA	28:38:52	1997	
730	Eric Dinger, 30	AZ	28:18:18	2004		793	Fred Vance, 44	CA	28:39:00	1996	
731	Kent Holder, 49	CA	28:18:36	1988		794	Jimmy Fullerton, 54	CA	28:39:24	2008	
732	Hal Chiasson, 57	CA	28:19:00	2000		795	Keith Blom, 52	CA	28:39:30	2008	
733	Lisa Conover, 43	WI	28:20:12	2001		796	John Radich, 35	CA	28:39:31	1988	
734	Jeff Pettigrew, 42	CA	28:20:24	1996		797	Amelia Valinsky-Fillipow, 38	CA	28:40:31	2007	
735	Chris Scott, 47	CA	28:20:24	1996		798	Mike Malinin, 38	CA	28:40:33	2006	
736	Lisa Conover, 48	WI	28:20:31	2006		799	Paul Rork, 45	CA	28:40:54	1992	
737	John Liebeskind, 46	OR	28:20:53	2007		800	Jack Perrodin, 59	CA	28:41:08	1988	
738	Dick Collins, 56	CA	28:21:18	1989		801	Richard Adams, 52	CA	28:41:57	1995	
739	Eric Priedkalns, 36	CA	28:21:39	2007		802	Lorraine Gersitz, 37	CA	28:42:22	1991	
740	Anne Langstaff, 36	CA	28:21:43	1997	Cougar	803	Mark Hartinger, 42	WA	28:42:47	1999	
741	Willard Weston, 47	CA	28:22:06	2008		804	Maureen McGrath, 31	CA	28:45:18	1993	
742	Jack Meyer, 44	CA	28:22:45	2007		805	Rick Kelley, 49	AZ	28:45:54	1999	
743	Tonya Mauldin, 46	CA	28:22:54	1993		806	Joseph Franko, 43	CA	28:46:35	1989	
744	Jeff Bender, 32	CA	28:23:22	1994		807	Mike Palmer, 43	CA	28:46:39	1996	
745	Maggie Anderson, 43	NZ	28:23:27	1995		808	Joe Magruder, 46	CA	28:46:43	1992	



Bill Ramsey, 2005



"Flaco" Mendoza and Jay Anderson, 2004



Tom Nielsen (r) with pacer Jeff Hines, 2005.

Rank	Name	Home	Time	Year	Award	Rank	Name	Home	Time	Year	Award
809	Willard Weston, 49	CA	28:47:36	2010		872	Kristina Irvin, 40	CA	29:08:23	1998	
810	Joseph Tennison, 25	CA	28:48:10	2006		873	Garry Curry, 50	CO	29:09:24	2004	
811	Duke Bartoo, 44	CA	28:48:26	1996		874	Lee Schmidt, 55	CA	29:09:30	1994	
812	Jeff Bender, 31	CA	28:48:35	1993		875	Stephanie Green, 35	CA	29:10:18	2004	
813	Michael Soltesz, 41	CA	28:48:40	1997		876	Robert Thomas, 37	CA	29:10:35	1993	
814	Hans-Dieter Weisshaar, 59	GER	28:48:55	1999	Ram's Hd	877	Perry Petschar, 40	CA	29:10:42	1994	
815	Mick Donoff, 52	CD	28:48:56	1996		878	Bob Ulloa, 45	CA	29:10:42	1994	
816	Mario Flores, 41	CA	28:49:01	1991		879	Larry Gassan, 36	CA	29:10:44	1991	
817	Josef Luptowicz, 46	CA	28:49:17	1990		880	Lisa Deaton, 43	CA	29:10:46	1996	
818	Robert Adjemian, 46	CA	28:49:28	1993		881	John Surdyk,	IL	29:10:51	1987	
819	Jeff Parker, 32	NV	28:49:33	1991		882	Rick Kelley, 47	AZ	29:11:00	1997	
820	Fenton Cross, 53	CA	28:49:41	1997		883	Ferdinand deSouza, 36	UT	29:11:11	1989	
821	Ricardo Ornelas, 37	CA	28:50:00	2010		884	Todd Zaayer, 26	CA	29:11:11	1988	
822	Stephen Harris, 49	CA	28:50:02	2003		885	Jurgen Teichert, 32	GER	29:11:18	2000	
823	Lee Muchow, 46	CA	28:50:02	1986		886	Michael Suter, 48	CA	29:11:44	1995	
824	Gary Zicker, 46	NV	28:50:02	1997		887	Todd Leigh, 44	CA	29:12:00	1986	
825	Jimmy Fullerton, 51	CA	28:51:04	2005		888	Richard Lawrence, 35	CA	29:13:11	1997	
826	Wendell Robison, 39	WY	28:51:24	1991	LGR5	889	Kaoru Takahashi, 32	NY	29:13:13	1999	
827	Leslie Bardessono, 44	CA	28:51:35	2006		890	Jack Murray, 42	CA	29:13:18	2003	
828	Ben Field, 43	CA	28:51:38	2007		891	David Capron, 51	CA	29:14:03	1996	
829	Garry Curry, 41	CO	28:51:47	1995	Eagle	892	Duke Bartoo, 46	CA	29:14:06	1998	
830	Robert Schipsi, 46	CA	28:51:55	2007		893	Scott Sullivan, 42	CA	29:14:12	2001	
831	Bozena Maslanka, 30	CA	28:51:56	1997		894	Sheila Hasham, 44	CA	29:15:00	1986	
832	Cheryl Zwarkowski, 51	CA	28:52:06	2010		895	David Hardin, 31	CA	29:15:32	1997	
833	Garry Curry, 43	CO	28:52:12	1997		896	David Jones, 29	CA	29:15:33	1997	
834	Mario Flores, 40	CA	28:52:12	1990		897	Paul Akiyama, 50	NV	29:15:43	1994	W4
835	Bruce Mauldin, 46	CA	28:52:20	1994		898	Jim Gill, 47	CA	29:16:12	2005	
836	Ray Hermanson, 45	CA	28:52:38	1988		899	Burgess Harmer, 52	NV	29:16:50	1994	LGR6
837	Ron Lowy, 43	CA	28:54:00	1986		900	Dixie Madsen, 60	CA	29:18:01	1997	Rhino
838	Todd Leigh, 48	CA	28:54:07	1990		901	Julian Jamison, 34	CA	29:19:03	2007	
839	James Pepin, 37	CA	28:55:00	1986		902	Stan Jensen, 46	CA	29:19:09	1999	W4,LGR6
840	Arturo Valdez, 44	CA	28:55:06	2008		903	Joseph Tennison, 26	CA	29:19:17	2007	
841	Janine Duplessis, 45	WA	28:55:16	1999	LGR6	904	Fred Dimmick, 38	NY	29:19:19	1995	
842	Charles Park, 49	CA	28:55:18	2003		905	Fenton Cross, 56	CA	29:19:27	2000	
843	Dennis Hoagland, 54	CA	28:56:24	2008		906	Dick Tufts, 45	CA	29:19:35	1989	
844	Eric Hodges, 48	CA	28:56:48	1997		907	Fernand Michaud, 54	NV	29:20:19	1997	
845	Greg Klein, 39	CA	28:57:05	1993		908	Jonathan de St Paer, 34	CA	29:20:28	2007	
846	James Rapp, 38	NV	28:57:34	1995		909	Lisa Conover, 46	WI	29:21:03	2004	
847	Dave Olney, 48	CA	28:59:06	1990		910	John Price, 47	OR	29:21:12	2005	
848	Bert Meyer, 44	CT	28:59:11	1989		911	Michael Thomas, 35	CO	29:21:40	1997	
849	Fred Zalokar, 29	NV	28:59:14	1989		912	Tracy Thomas, 39	CA	29:21:57	2000	
850	Ryochi Morita, 47	CA	28:59:21	1990		913	Karyn Kroljic, 33	CA	29:22:00	1992	
851	Michael Andress, 43	CA	28:59:56	1989		914	Wendell Robison, 40	WY	29:22:00	1992	
852	Rafael Arceo, 37	CA	29:00:06	2005		915	Heather Wood, 24	NM	29:23:12	2010	
853	Scott Parker, 39	AL	29:00:06	2003		916	Blake Wood, 52	NM	29:23:12	2010	
854	Jim U'Ren, 35	CA	29:00:22	1988		917	Ronni Ross-Wilde, 36	CA	29:23:58	1996	
855	Fenton Cross, 59	CA	29:01:06	2003		918	Bob Givens, 45	TX	29:24:33	1989	
856	William Ramsey, 42	CA	29:01:56	1995		919	Scott Willis, 33	CA	29:24:38	1995	
857	Doug McKeever, 46	WA	29:02:13	1993		920	Gary Ritchie, 54	CA	29:25:10	1994	
858	Jim Glinn, 47	CA	29:02:23	1991		921	Michael Murphy, 36	CA	29:25:36	2010	
859	Ted Harlan, 28	CO	29:03:18	2004		922	George Velasco, 43	CA	29:25:52	1996	
860	Garry Curry, 45	CO	29:03:19	1999		923	Don Williams, 34	AZ	29:26:26	1999	
861	Eric Kajiwara, 51	CA	29:03:22	1998		924	Cindie Grunt, 44	OR	29:27:15	1994	LGR6
862	Maria Calvert, 38	CA	29:04:27	1998		925	Wally Hesseltine, 65	CA	29:28:06	2008	
863	Brent Speers, 50	CA	29:05:12	2008		926	Bud Phillips, 49	CO	29:28:16	1996	
864	Garry Curry, 54	CO	29:05:12	2008		927	Michael Thomas, 33	CO	29:28:54	1995	
865	Jeff Pettigrew, 32	CA	29:05:18	1995		928	Steve Kohler,	CA	29:29:12	1987	
866	Dale Sutton, 56	CA	29:05:24	1995		929	Ray Hermanson, 47	CAN	29:29:13	1990	
867	Barbara Ann Elia, 50	CA	29:06:14	1995	Buffalo	930	Jim Whaley, 41	CA	29:30:10	1988	
868	Jeff Arndt, 46	AK	29:06:33	1999		931	Terry Cammack, 45	CA	29:30:16	1991	
869	Robert Develice, 45	AK	29:06:33	1999		932	Blakely Hume, 24	NV	29:30:27	1998	
870	Robert Robak, 47	CA	29:06:59	1999		933	Richard Greenbauer, 37	CA	29:30:30	2004	
871	akabil Molman, 57	HI	29:07:18	2001		934	Josef Luptowitz, 48	CA	29:30:30	1991	



Dominic Grossman, 2010



Jennifer Johnston & Jim O'Brien, 1998



Heather Wood, with dad Blake Wood, 2010

Rank	Name	Home	Time	Year	Award	Rank	Name	Home	Time	Year	Award
935	William Ramsey, 51	CA	29:30:30	2004		997	Damon Collier, 30	CA	29:47:00	1996	
936	Vince Pedroia, 50	CA	29:31:10	1996		998	Jussi Hamalainen, 62	CA	29:47:06	2008	
937	Paul Walczak, 40	NC	29:31:10	1996		999	Laura Spaeth, 28	CA	29:47:24	1990	
938	Jay Anderson, 50	CA	29:31:10	2006		1000	Brian Luschwitz, 38	ca	29:47:30	2005	
939	Carl Borg, 34	CA	29:31:10	2008		1001	Ed Ayres, 48	CT	29:48:32	1990	
940	Sabin Snow, 48	AZ	29:31:34	1990		1002	Bob Beach, 42	CA	29:49:00	1986	
941	Doug Taylor, 47	NJ	29:31:34	1990		1003	Jerry Lile, 42	CA	29:49:06	2001	
942	Phil Royalty, 23	CA	29:31:36	1992		1004	Richard Senelly, 46	HI	29:49:16	1990	
943	Ken Greco, 34	AZ	29:32:12	2001		1005	Tom James, 51	CA	29:49:56	1995	
944	Chris Thornley, 37	AZ	29:32:13	2007		1006	Glen Williams, 28	CA	29:50:37	1989	
945	Garry Curry, 39	CO	29:33:15	1993		1007	Jack Perrodin, 61	CA	29:50:39	1990	
946	Ed Humphrey, 34	CA	29:33:35	1987		1008	Ruben Cantu, 53	CA	29:50:55	1996	
947	Gary Ruttenberg, 39	CA	29:33:35	1987		1009	Hap Arnold, 52	CA	29:51:00	1986	
948	Paul Akiyama, 49	CA	29:33:42	1993		1010	Kathy Berry, 41	CA	29:51:24	1991	
949	Ivan Buzik, 55	CA	29:34:17	1999		1011	Todd Leigh, 50	CA	29:51:25	1992	
950	Danny Westergaard, 36	CA	29:35:17	1995		1012	Paul Akiyama, 53	NV	29:51:26	1997	
951	Sharlene Cadwallader, 50	CA	29:35:19	1999	Buffalo	1013	Douglas Wilde, 39	CA	29:51:56	1992	
952	Paul Schmidt, 39	CA	29:35:25	1991		1014	Monica Scholz, 43	CAN	29:53:30	2010	
953	Jeff Stevenson, 50	CA	29:35:45	1996		1015	Hans-Dieter Weissshaar, 60	GER	29:53:37	2000	W4,LGR6
954	Richard Hayes, 50	CA	29:36:18	2001		1016	Phil Wright, 46	CA	29:54:19	1990	
955	Richard Lawrence, 33	CA	29:36:42	1995		1017	Steven Patt, 55	CA	29:54:24	2004	
956	John Quinn, 35	CA	29:37:01	1996		1018	Jason Lakey, 28	CA	29:54:30	2003	
957	Richard Bellante, 36	CA	29:37:17	1988		1019	Steve McRae, 43	CA	29:54:42	1994	
958	Rose Ehman, 34	CA	29:37:26	1993		1020	Richard Tufts, 42	CA	29:55:00	1986	
959	Marc Sager, 43	CA	29:37:35	1996		1021	Willard Weston, 46	CA	29:55:06	2007	
960	Mike Stephens, 59	CA	29:38:10	2007		1022	Eb Englemann, 51	OR	29:55:08	1993	
961	Daniel Marcus, 39	IL	29:38:24	2005		1023	Lee Schmidt, 53	CA	29:55:08	1992	
962	Glen Jaques, 47	BC	29:38:25	1989		1024	Robert Tuller, 35	NY	29:55:36	1999	W4,LGR6
963	Dennis Coffee, 38	CA	29:39:00	1986		1025	Karl Jensen, 51	CAN	29:55:52	2000	
964	Austin Weiss, 30	CO	29:39:04	1993		1026	Kevin Sayers, 41	MD	29:55:53	2000	
965	Susan Baehre, 42	VA	29:39:18	2001		1027	John Radich, 41	CA	29:55:58	1996	
966	Wendell Robison, 44	WY	29:39:27	1996		1028	Mark Olson, 50	CA	29:56:01	1997	
967	Joanne Urioste, 44	NV	29:39:27	1996		1029	Michael Peralez, 34	CA	29:56:01	1997	
968	William Gilli, 32	AR	29:39:44	1989		1030	Norm Albert, 40	CA	29:56:36	1997	
969	George Velasco, 41	CA	29:40:04	1994		1031	Eric Robinson, 29	CA	29:57:04	1997	
970	Richard Hayes, 48	CA	29:40:07	1999		1032	Paul Schmidt, 38	CA	29:57:35	1990	
971	Mark Carter, 25	AZ	29:40:27	1999		1033	Gary Wright, 43	WA	29:57:37	1994	
972	Phil Royalty, 21	CA	29:40:42	1990		1034	Eric Edmunds,	CA	29:57:49	1987	
973	Bob Bachani, 48	AZ	29:41:06	2003		1035	Jim Longwith, 52	CA	29:58:00	1998	
974	Jay Grobeson, 32	CA	29:41:06	1993		1036	Elaina McMahon, 35	CA	29:58:05	1992	
975	Andrew Salinger, 36	CA	29:41:06	2004		1037	Russ Gamble, 44	CA	29:58:08	1990	
976	Troy Limb, 42	CA	29:41:18	2003		1038	Scott Diamond, 39	OR	29:59:04	2000	
977	Mike Malinin, 33	CA	29:41:18	2001		1039	Fenton Cross, 57	CA	29:59:06	2001	
978	Ted Liao, 46	CA	29:41:19	2007		1040	Nick Klaich, 46	NV	29:59:24	1991	W4
979	Jeffrey Johnson, 24	UT	29:41:44	1994		1041	Herb Tanimoto, 45	CA	29:59:34	1994	
980	Fernand Michaud, 53	NV	29:41:50	1996		1042	John Greer, 37	AZ	30:00:31	1996	
981	Gene Joseph, 46	AZ	29:42:34	1998		1043	Thomas O'Neal, 42	CA	30:02:08	1987	
982	Norm Albert, 31	CA	29:42:53	1988		1044	Mike Palmer, 44	CA	30:02:11	1997	
983	Bill Dickey, 51	CA	29:43:03	1990		1045	Eric Priedkalns, 39	CA	30:02:30	2010	
984	Howie Stern, 33	CA	29:43:12	2003		1046	Fenton Cross, 62	CA	30:03:06	2006	
985	Scott Willis, 27	CA	29:43:16	1989		1047	John Radich, 53	CA	30:03:51	2007	
986	Douglas Spencer, 36	CA	29:43:52	1994		1048	Ernie Baker, 49	CA	30:04:00	1986	
987	John Radich, 32	CA	29:44:00	1986		1049	Joan Szarfinski, 53	CA	30:04:00	1992	
988	Marc Sager, 41	CA	29:44:04	1994		1050	John Canby, 22	CA	30:04:18	1996	
989	Dixie Madsen, 54	CA	29:44:20	1991		1051	Clark Hall, 49	VA	30:04:30	1998	
990	Scott Glogovac, 54	NV	29:45:18	2008		1052	Scott Sullivan, 48	CA	30:04:47	2007	
991	Eric Kajiwara, 57	CA	29:46:00	2004		1053	Andy Kumeda, 39	CA	30:04:47	2007	
992	Howie Stern, 31	CA	29:46:24	2001		1054	Allen Bursey, 40	CA	30:06:02	2005	
993	John Holmes, 55	FL	29:46:32	1997		1055	Catra Corbett, 35	CA	30:06:03	2000	
994	Jay Norman, 59	TX	29:46:32	1997		1056	West Bourgault, 31	CA	30:06:30	2008	
995	Jerry Zatorski, 42	CA	29:46:36	2005		1057	Rick Cooper, 41	MT	30:06:42	1999	
996	Julie Treder, 34	WI	29:46:36	2010		1058	Hartmut Rutzen, 59	GER	30:06:45	2000	

Rank	Name	Home	Time	Year	Award	Rank	Name	Home	Time	Year	Award
1059	Mike Stephens, 45	CA	30:07:24	2003		1143	Hans-Dieter Weisshaar, 67	GER	30:34:45	2007	
1060	Cindie Grunt, 43	OR	30:07:53	1993		1144	William Ramsey, 52	CA	30:35:00	2005	Eagle
1061	Bill Antholine, 28	AZ	30:08:20	1997		1145	Tim Potter, 46	MN	30:35:05	2000	
1062	Larry Grill, 56	CA	30:08:21	2006		1146	Eduardo Robelo, 45	CA	30:35:06	2008	
1063	Dan Williams, 59	CA	30:09:01	2008		1147	Mary Kathleen Barry, 40	CA	30:35:14	1999	
1064	Lisa Conover, 40	WI	30:09:56	1998		1148	Mark Chamley, 42	CA	30:35:31	1995	
1065	Jeff Pettigrew, 35	CA	30:09:56	1998		1149	Jacqueline Odre, 30	HI	30:35:35	1998	
1066	Herman Cohen, 53	CA	30:09:59	1992		1150	Robert Loyer, 51	CA	30:36:04	1989	
1067	Linda Dewees, 51	CA	30:10:06	2008		1151	Bob Ulloa, 48	CA	30:36:26	1997	
1068	Mark Olson, 48	CA	30:10:10	1995		1152	Mike Rouse, 45	CA	30:37:00	1998	
1069	Roger Weingaertner, 50	CA	30:10:56	1997		1153	Scott Guild, 36	NV	30:37:18	2008	
1070	Larry Ramaekers, 53	CA	30:12:18	2005		1154	Gabor Kozinc, 43	CA	30:37:28	2006	
1071	Rico Ramirez, 49	CA	30:12:21	1993		1155	Bill Losey, 34	OH	30:37:28	2006	
1072	Hal Winton, 61	CA	30:12:32	1992	W4, LGR5	1156	John Metz, 48	CA	30:37:30	1991	
1073	Brian Luschwitz, 40	CA	30:13:22	2007		1157	Lambert Timmermans, 41	CA	30:38:06	2008	
1074	Phil Wright, 47	CA	30:13:33	1991		1158	Alan Cohn, 42	CO	30:38:14	1997	
1075	Garry Curry, 36	CO	30:13:50	1990		1159	Jack Cheng, 39	CA	30:38:30	2010	
1076	Conn Day, 31	CO	30:13:50	1990		1160	Scott Willis, 30	CA	30:38:37	1992	
1077	Winston Mitchell, 48	CA	30:14:46	1997		1161	Dave Damas, 43	CA	30:38:41	1991	
1078	Tommy Gallagher, 46	NV	30:15:03	2003		1162	Jose Wilkie, 30	KY	30:38:57	1993	
1079	Harris S. Goodman, 43	CA	30:15:30	2008		1163	Anstr Davidson, 49	VA	30:39:00	1994	
1080	Donald Werth, 47	CO	30:15:48	1989		1164	Garry Curry, 47	CO	30:39:06	2001	
1081	Darrell Holm, 38	CA	30:16:00	1999		1165	Rafael Covarrubias, 41	CA	30:39:18	2010	
1082	Keith Richards-Dinger, 21	CA	30:16:12	2003		1166	Eugene Trahern, 36	WA	30:39:50	1999	
1083	Karl Schick, 32	CA	30:16:46	1989		1167	Roland Martin, 39	NE	30:40:11	1988	W4
1084	Frank Pitts, 62	CA	30:16:54	1993		1168	Gary Inouye, 50	CA	30:40:12	2003	
1085	Ron Cunningham, 50	OR	30:17:08	1998		1169	Julie Wu, 29	CA	30:40:12	2003	
1086	Jerry Bloom, 50	CA	30:17:12	2003		1170	George Ruiz, 51	NV	30:40:18	2008	
1087	John Marshall, 53	CA	30:17:20	1990		1171	Mark McKinney, 32	CA	30:40:22	2000	
1088	Richard Gillespie, 50	CA	30:17:26	1996		1172	John Spykerman, 35	CA	30:40:37	2000	
1089	Mark Kahler, 37	CA	30:17:26	1996		1173	Catra Corbett, 41	CA	30:41:05	2006	
1090	Andy Kumeda, 40	CA	30:17:30	2008		1174	Kent Goetz, 34	CA	30:41:31	1994	
1091	John Spykerman, 30	CA	30:17:41	1995		1175	Joe Magruder, 48	CA	30:42:06	1994	
1092	Victoria Huffman, 37	CA	30:17:43	1990		1176	John Ingro, 57	CA	30:42:07	1991	
1093	Dennis Koors, 36	CA	30:18:06	2008		1177	Jack Chang, 46	CA	30:42:35	2006	
1094	Jerry Bloom, 51	CA	30:18:30	2004		1178	Dennis Coffee, 39	CA	30:42:48	1987	
1095	Fenton Cross, 54	CA	30:18:59	1998		1179	Max Hooper, 43	AR	30:42:51	1989	
1096	Sean O'Brien, 43	CA	30:19:02	2006		1180	Lauren Cepeda, 33	CA	30:42:58	1998	
1097	Andy Kumeda, 38	CA	30:19:22	2006		1181	Jay Anderson, 44	CA	30:43:09	2000	
1098	Matthew Moore, 43	CA	30:19:30	1999		1182	Michael Kogutek, 49	CA	30:43:47	1998	
1099	Barry Fisher, 58	CA	30:20:06	2003		1183	David Saine, 47	CA	30:44:20	1996	
1100	James Hamilton, 54	CA	30:20:07	1997		1184	Frederick Stafford, 39	WA	30:44:20	1996	
1101	Richard Fisher, 48	NV	30:20:17	1997		1185	Bob Ankeney, 50	CA	30:44:36	2003	
1102	Ed Englemann, 51	OR	30:21:42	1993		1186	Jason Dorgan, 38	WI	30:44:36	2004	
1103	Dan Dempster, 48	CA	30:22:45	1995		1187	Bill Harns, 49	CA	30:45:06	1995	
1104	Matthew Dickie, 31	CA	30:23:01	2007		1188	Dave Remington, 54	CA	30:45:06	1995	
1105	Mike Stephens, 50	CA	30:23:18	2008		1189	Catra Corbett, 40	CA	30:45:24	2005	Rhino
1106	Wendell Robison, 41	WY	30:23:50	1993		1190	Kristina Irvin, 46	CA	30:45:24	2004	
1107	Curtis B. Davis, 42	CA	30:24:02	2007		1191	Jorge Pacheco, 37	CA	30:45:24	2005	
1108	Bud Phillips, 48	CA	30:24:19	1995		1192	Robert Adjemian, 40	CA	30:45:51	1987	
1109	Stan Jensen, 42	CA	30:24:31	1995		1193	Gary Dudney, 44	CA	30:45:57	1997	
1110	Fernand Michaud, 57	NV	30:24:36	2000		1194	Rob Volkenand, 58	OR	30:46:38	1989	W4
1111	Tom Gallagher, 43	NV	30:24:37	2000		1195	Steve Harvey, 46	CA	30:46:46	1990	
1112	R.C Pruitt, 43	CA	30:24:43	1994		1196	Ruben Cantu, 54	CA	30:46:52	1997	
1113	Will Uher, 53	CA	30:26:09	1999		1197	Mike Palmer, 54	CA	30:46:58	2007	
1114	Gordon Hubbard, 53	CA	30:26:53	1989		1198	Max Welker, 50	WA	30:47:28	1992	
1115	Mike Palmer, 45	CA	30:27:09	1998		1199	Scott Sullivan, 47	CA	30:47:33	2006	
1116	Scott Rozic, 27	CA	30:27:22	2000		1200	Roger Dike, 63	AK	30:47:48	1990	
1117	Dixie Madsen, 53	CA	30:28:00	1990		1201	Garry Curry, 38	CO	30:48:01	1992	
1118	Bozena Maslanka, 31	CA	30:28:01	1998		1202	Ricardo Ornelas, 33	CA	30:48:10	2006	
1119	Ricardo Ornelas, 34	CA	30:28:09	2007		1203	Stephen Simmons, 22	WV	30:48:39	1998	
1120	Saralie Liner-Jigamian, 36	CA	30:28:26	1989		1204	Rafael Covarrubias, 39	CA	30:49:00	2008	
1121	Judy Palmer, 32	CA	30:28:26	1989		1205	Francisco Fabian, 54	CA	30:49:06	2005	
1122	Ferdinand deSouza, 35	UT	30:28:45	1988		1206	Richard Buck, 45	CA	30:49:23	1991	
1123	Peter Penland, 43	CA	30:28:50	1999		1207	Robert Tavernini, 33	TX	30:49:39	2000	W4,LGR6
1124	Jose Wilkie, 36	KY	30:29:44	1999		1208	Robert Tuller, 31	NY	30:50:36	1995	
1125	Dan Dempster, 47	CA	30:30:08	1994		1209	Leif Rustvold, 35	OR	30:51:24	2010	
1126	Bill Dickey, 53	CA	30:30:21	1992		1210	Gordon Hubbard, 48	CA	30:51:43	1987	
1127	Robert Adjemian, 45	CA	30:30:45	1992		1211	John Spykerman, 32	CA	30:52:13	1997	
1128	Yosuke Murase, 38	JPN	30:31:18	2010		1212	Howie Stern, 36	CA	30:52:33	2006	
1129	Garry Curry, 46	CO	30:31:23	2000		1213	Steve Teal, 38	CA	30:52:36	2003	
1130	Rick Kelley, 50	AZ	30:31:23	2000		1214	Brick Robbins, 32	CA	30:52:39	1991	JMT
1131	Tom Chapman, 45	OR	30:31:36	2004		1215	Marc Greenberg, 39	WA	30:52:44	1990	
1132	Robert Carswell, 38	CDN	30:32:01	1994		1216	Earl Preeper, 39	CAN	30:52:44	1996	
1133	Debra Melvin, 45	CA	30:32:27	1999		1217	Jeff Kozak, 29	CA	30:52:45	2003	
1134	Eric Kajiwara, 48	CA	30:32:32	1995		1218	Kevin O'Grady, 31	OH	30:52:50	1990	
1135	Frank Pitts, 61	CA	30:32:35	1992		1219	Chihping Fu, 44	CA	30:53:12	2010	
1136	Lisa Allen, 33	CO	30:32:49	1997		1220	Phil Royalty, 31	NV	30:53:22	2000	
1137	Lee Freeman, 43	CA	30:33:00	1986		1221	James Hamilton, 56	CA	30:53:29	1999	
1138	Marc Sager, 39	CA	30:33:00	1992		1222	Scott Willis, 28	CA	30:53:57	1990	
1139	Allan Kaplan, 40	CA	30:33:27	1995		1223	Gordon Hubbard, 49	CA	30:53:58	1988	
1140	Mark Falcone, 48	CA	30:33:30	2005		1224	John Liebeskind, 40	CA	30:54:12	2001	
1141	Garrett Ohara, 39	CA	30:34:12	2005		1225	Ken Ward, 44	OR	30:54:12	2001	
1142	Richard Schuler, 36	NJ	30:34:16	1996		1226	Cynthia Heaton,	CA	30:54:13	1987	



2004: Keith Richards-Dinger



Donna Utakis, 2010



Kevin Sawchuck, Cloudburst 1999.

Rank	Name	Home	Time	Year	Award	Rank	Name	Home	Time	Year	Award
1227	Chris Cole, 29	CA	30:54:39	1992	W4	1289	Scott Sullivan, 40	CA	31:13:32	1999	
1228	Kathy Hamilton, 46	CA	30:54:46	1996		1290	Conrad Daniel, 52	CA	31:14:05	2000	
1229	Tom Rowe, 44	MT	30:55:17	1992		1291	Scott Parker, 37	AL	31:14:06	2001	
1230	Duke Bartoo, 43	CA	30:55:19	1995		1292	Bob Szekeresh, 46	CA	31:14:14	1993	
1231	Hiroe Sakurai, 33	JPN	30:56:06	1998	Ram's Head	1293	Marty Coffey, 41	CA	31:15:36	1991	
1232	Juergen Heilbock, 41	GER	30:56:07	2006		1294	Lou Peyton, 45	AR	31:15:36	1989	W4
1233	Michael Turon, 51	CA	30:56:24	1998		1295	Victoria DeVita, 47	CA	31:16:01	2000	
1234	Dixie Madsen, 56	CA	30:56:28	1993		1296	Paul Stofko, 24	AZ	31:16:16	2000	
1235	Mike Stephens, 52	CA	30:57:06	2010		1297	Andrew Foote, 58	CA	31:17:06	2008	
1236	Mike Hamilton, 43	WA	30:57:11	1996		1298	Scott Sullivan, 49	CA	31:17:06	2008	
1237	Catra Corbett, 43	CA	30:57:12	2008		1299	Bozena Maslanka, 32	CA	31:17:12	1999	
1238	Sean Cunniff, 34	NM	30:58:05	2006		1300	Floyd Whiting, 51	NV	31:17:13	1992	W4, LGR5
1239	Matthias Schoeck, 30	CA	30:58:10	2000		1301	Richard Buck, 41	CA	31:17:21	1987	
1240	Kristen Farley, 46	CA	30:58:24	2008		1302	Joe Magruder, 55	CA	31:17:24	2001	
1241	Sandy Israel, 47	CA	30:58:35	1994		1303	Garry Curry, 44	CO	31:17:25	1998	
1242	Bob Ulloa, 50	CA	30:58:58	1999		1304	Ed Demoney, 42	VA	31:17:25	1987	
1243	Carl Yates, 67	CA	30:59:08	1994		1305	Gordon Hubbard, 52	CA	31:17:40	1991	
1244	Joan Risse, 47	CA	30:59:09	1996		1306	Thierry Poupard, 45	FRA	31:18:06	1999	
1245	Jim Miller, 44	CA	30:59:55	1990		1307	Dan Harshburger, 44	CA	31:18:55	1991	
1246	Don Lundell, 45	CA	31:00:47	2007		1308	William Gilli, 38	AR	31:19:03	1995	
1247	Leif Rustvold, 31	OR	31:01:24	2006		1309	Wayne Mandelbaum, 52	CA	31:19:24	2007	
1248	Allan Holtz, 60	MN	31:01:36	2010		1310	Shannon Lyons, 54	CA	31:20:20	1998	Buffalo
1249	Richard Fisher, 47	NV	31:02:58	1996		1311	Howie Stern, 37	CA	31:20:24	2007	
1250	Michael Turon, 52	CA	31:03:00	1999		1312	Kenneth Tannehill, 45	CA	31:20:30	2006	
1251	Xy Weiss, 45	CA	31:03:27	2006		1313	Mike Palmer, 47	CA	31:20:39	2000	
1252	Thomas Nyce, 41	AZ	31:03:39	2000		1314	Aaron Kohr, 46	CA	31:21:06	2010	
1253	Tim Sheedy, 51	CA	31:04:08	2000		1315	Richard Lawrence, 32	CA	31:21:28	1994	
1254	Brooks Wade, 51	AK	31:04:46	1996		1316	Kevin Lutz, 46	CA	31:21:36	2003	
1255	Jeff Stevenson, 49	CA	31:04:48	1995		1317	Barbara Miller, 46	CA	31:21:55	1991	W4
1256	Sandee Miller, 44	CO	31:05:00	1997		1318	Dave Damas, 45	CA	31:22:00	1993	
1257	Jakob Herrmann, 39	CA	31:05:00	2010		1319	Bob Cox, 47	NV	31:22:03	1989	
1258	Gary Wright, 39	WA	31:05:01	1990		1320	Burgess Harmer, 47	NV	31:22:03	1989	
1259	Leland Kern, 39	MT	31:05:09	1996		1321	David Emmons, 39	CA	31:22:11	1996	
1260	John Spykerman, 36	CA	31:05:24	2001		1322	Jason Hodde, 27	IN	31:22:19	1997	W4,LGR6
1261	David Spaulding, 36	HI	31:05:40	1990		1323	Scott Sullivan, 44	CA	31:22:24	2003	
1262	Bob Moses, 40	CA	31:06:00	1986		1324	Barbara Miller, 49	CA	31:23:15	1993	
1263	Richard Adams, 51	CA	31:06:52	1994		1325	Janice O'Grady, 47	CA	31:23:28	1996	
1264	Jim Magill, 50	CA	31:07:03	1996	W4,LGR6	1326	Henry Canales, 44	CA	31:23:31	1990	
1265	Mark Chamley, 39	CA	31:07:29	1992		1327	R. C. Pruitt, 38	CA	31:23:31	1990	
1266	Scott Sullivan, 46	CA	31:07:36	2005		1328	Jeanine Carlson, 46	MA	31:23:35	2000	
1267	Bill Harns, 45	CA	31:07:50	1991		1329	Robert Longwell, 57	CA	31:23:46	1996	
1268	Bob Moses, 45	CA	31:07:50	1991		1330	Helen Klein, 66	CA	31:24:02	1989	W4
1269	Eric Kajiwara, 54	CA	31:08:18	2001		1331	George Durr, 45	CA	31:24:06	1991	
1270	Robert Barr, 48	CA	31:08:30	2003		1332	Robert Harris, 36	CA	31:24:12	2004	
1271	Doug Greener, 35	CA	31:08:50	1998		1333	Mike Ehlerman, 34	AZ	31:24:26	1999	
1272	Eric Kajiwara, 58	CA	31:09:00	2005		1334	Bill Harns, 50	CA	31:24:48	1996	
1273	Jeff Stevenson, 59	CA	31:09:24	2005		1335	Joe Magruder, 50	CA	31:24:48	1996	
1274	John Hopkins, 47	CA	31:09:47	1992		1336	Jay Anderson, 43	CA	31:24:50	1999	
1275	Howie Stern, 38	CA	31:10:06	2008		1337	Stephen Simmons, 21	WV	31:24:55	1997	
1276	Todd Leigh, 49	CA	31:10:07	1991		1338	Garry Curry, 49	CO	31:25:06	2003	
1277	Thomas Riley, 45	OR	31:10:24	2008		1339	Brent Speers, 45	CA	31:25:06	2003	
1278	Phil Wright, 48	CA	31:11:03	1992		1340	Lee Freeman, 46	CA	31:25:21	1989	
1279	Bill Gebbie, 46	CA	31:11:09	1989		1341	Patrick Peters, 51	CA	31:25:33	1996	
1280	Mark Olson, 61	CA	31:11:12	2008		1342	Robert Adjemian, 50	CA	31:26:03	1997	
1281	Michael Gleman, 48	FL	31:11:44	1996		1343	Warren Muldoon, 53	CA	31:26:06	2010	
1282	Jonathan Gunderson, 29	CA	31:11:52	2007		1344	Mike Hamilton, 41	WA	31:26:18	1994	
1283	Gary Wright, 44	WA	31:11:57	1995		1345	Howard Cohen, 43	CA	31:26:30	2001	
1284	Suzi Thibeault, 42	CA	31:12:28	1989	W4	1346	Kristina Irvin, 50	CA	31:26:30	2008	
1285	Frank Pitts, 60	CA	31:12:30	1991		1347	Ben Novak, 32	CA	31:26:40	2007	
1286	Renne Gardner, 38	CA	31:13:17	1996		1348	Scott Sullivan, 41	CA	31:26:49	2000	
1287	Hiroimi Hatta, 35	JPN	31:13:17	1996	Ram's Head	1349	Louise Elaine Comar, 47	CA	31:27:08	2000	
1288	Katsuyuki Hatta, 32	JPN	31:13:17	1996	Ram's Head	1350	Joan Risse, 46	CA	31:27:20	1995	

Rank	Name	Home	Time	Year	Award	Rank	Name	Home	Time	Year	Award
1351	Norm Albert, 42	CA	31:27:22	1999		1435	Tommy Gallagher, 47	NV	31:45:03	2004	
1352	Blakely Hume, 22	CA	31:28:04	1996		1436	Donald Matthias, 55	CA	31:45:05	1991	
1353	Douglas Spencer, 37	CA	31:28:04	1995	W4,LGR6	1437	Jonathan Gunderson, 27	CA	31:45:06	2005	
1354	Jeffrey Tincher, 37	IN	31:28:12	1993		1438	Grant Swanson, 56	CA	31:45:06	2008	
1355	Bruce Purdy, 36	MI	31:28:13	1993		1439	Mike Stephens, 45	CA	31:45:12	2005	
1356	Rod Barnes, 43	CA	31:28:19	1991		1440	Chris Thornley, 38	AZ	31:45:12	2008	
1357	Philip Pierce, 53	MA	31:28:50	1994		1441	Michael DelaRosa, 44	CA	31:45:31	1991	
1358	Ernest Stolen, 58	AK	31:29:08	2007		1442	Bill Mack, 40	CA	31:45:41	1993	
1359	Todd Leatherwood, 32	TX	31:29:39	2000		1443	Tom Gallagher, 41	NV	31:45:50	1998	
1360	Vilma Mejia, 40	CA	31:30:05	1991		1444	Frank Pitts, 59	CA	31:45:56	1990	
1361	Robert Adjemian, 52	CA	31:30:08	1999		1445	Robert Josephs, 42	CA	31:47:16	1997	
1362	Bob Szekeresh, 50	CA	31:30:19	1997		1446	Mike Stephens, 43	CA	31:47:24	2001	
1363	Damon Collier, 31	CA	31:30:20	1997		1447	Eugene Trahern, 42	OR	31:47:36	2005	
1364	Mike Palmer, 48	CA	31:30:24	2001		1448	Xy Weiss, 44	CA	31:47:36	2005	
1365	Charlie Chandonia, 56	TX	31:30:34	1997		1449	Bill Matella, 39	CA	31:47:52	1987	
1366	Jonathan Gunderson, 30	CA	31:30:36	2008		1450	Richard Triquart, 37	CA	31:48:00	2010	
1367	Bert Meyer, 52	CT	31:30:59	1997		1451	Julia Bramer, 36	CA	31:48:05	2000	
1368	Mona Gutierrez, 42	CA	31:31:06	2004		1452	Stan Zychowski, 46	CA	31:48:07	1994	
1369	Skip Bailey, 41	CA	31:31:08	1993		1453	Marie Boyd, 47	CA	31:48:08	1995	
1370	Mike Palmer, 49	CA	31:31:12	2003		1454	Steven Andrews, 29	CA	31:48:24	2010	
1371	Mike Stephens, 41	CA	31:31:23	1999		1455	Charlie Murdach, 34	CA	31:48:30	2003	
1372	Bill Sublett, 43	VA	31:31:24	2000		1456	Elaina McMahon, 51	CA	31:49:00	2008	
1373	Damon Collier, 35	CA	31:31:30	2001		1457	Mark McKinney, 40	CA	31:49:00	2008	
1374	George Velasco, 45	CA	31:31:46	1998		1458	Eric Kajiwara, 61	CA	31:49:00	2008	
1375	Bill Dickey, 49	CA	31:31:55	1988		1459	Rick Bearden, 50	CA	31:49:09	2007	
1376	Frank Pitts, 57	CA	31:32:00	1988		1460	Garry Curry, 51	CO	31:49:12	2005	
1377	Jeff Hagen, 45	CA	31:32:30	1992		1461	Carmela Layson, 38	CA	31:49:12	2008	
1378	Frederick Riemer, 45	UT	31:32:30	1992	W4	1462	David Jones, 51	CA	31:49:17	1999	
1379	Michael Britt, 49	WA	31:32:52	2000		1463	Flora Krivak-Tetley, 27	CA	31:49:24	2008	
1380	Michael Britt, 49	WA	31:32:52	2000		1464	Russ Gamble, 41	CA	31:49:55	1991	
1381	Elena Sherman, 45	CA	31:33:50	1998		1465	John Radich, 49	CA	31:50:00	2003	
1382	Elena Sherman, 45	CA	31:33:50	1998		1466	Brad Holderman, 36	CA	31:50:02	1998	
1383	Bob Ulloa, 52	CA	31:34:24	2001		1467	Todd Leigh, 58	CA	31:50:04	2000	
1384	Duke Bartoo, 49	CA	31:34:30	2001		1468	Elijah Liao, 35	CA	31:50:14	2007	
1385	George Velasco, 42	CA	31:34:42	1995		1469	Sarah Spelt, 41	CA	31:50:33	2000	
1386	David Harris, 45	CA	31:34:44	1998		1470	Gary Holloway, 35	ID	31:50:34	1997	W4
1387	Brent Speers, 47	CA	31:35:06	2005		1471	Gary Miller, 60	CA	31:50:34	1997	
1388	Mitchell Rossman, 47	MN	31:35:41	1999		1472	David Saine, 48	CA	31:50:34	1997	
1389	Larry Kelly, 37	CA	31:35:46	1997		1473	Raymond Solis, 41	CA	31:51:07	1997	
1390	Jeff Stevenson, 51	CA	31:36:01	1997		1474	Michael Kogutek, 57	CA	31:51:14	2006	
1391	Paul Walczak, 43	VA	31:36:39	1999		1475	John Radich, 52	CA	31:52:00	2006	
1392	John Strom, 49	NY	31:36:55	1989		1476	Scott Willis, 25	CA	31:52:07	1987	
1393	Brian Curtiss, 32	CA	31:37:00	2008		1477	Allan Kaplan, 42	CA	31:52:12	1997	
1394	Stuart Gleman, 49	FL	31:37:15	1994		1478	Dick Collins, 58	CA	31:52:29	1991	
1395	Curtis B Davis, 38	CA	31:37:30	2003		1479	Gary Waldsmith, 50	CA	31:52:29	1991	
1396	Elijah Liao, 36	CA	31:37:30	2008		1480	Marc Greenberg, 36	WA	31:52:43	1987	
1397	Catra Corbett, 36	CA	31:37:36	2001		1481	Rick Van Hoorne, 58	CA	31:52:43	1987	
1398	Dennis Drey, 58	NM	31:38:00	2010		1482	Byron Melendy, 48	CA	31:53:04	1989	
1399	Scott Willis, 26	CA	31:38:07	1988		1483	David Gribble, 31	NV	31:53:12	2007	
1400	Adrian Crane, 36	CA	31:38:24	1991		1484	Tom Gallagher, 42	NV	31:53:15	1999	
1401	Karen Powers, 45	WY	31:38:48	1995		1485	Jeff Swan, 30	CA	31:53:21	2007	
1402	Gordon Hubbard, 51	CA	31:38:57	1990		1486	Sam Voltaggio, 49	TX	31:53:25	2000	
1403	Stan Zychowski, 52	CO	31:39:11	2000		1487	Rick Kelley, 51	CA	31:53:35	2001	
1404	Scott Parker, 36	AZ	31:39:22	2000		1488	Robert Davidson, 34	AZ	31:53:41	1989	
1405	Lorraine Sorensen, 53	CA	31:39:24	2003	Buffalo	1489	Paul DiMarco, 45	TX	31:54:06	1999	
1406	Terry Cammack, 43	CA	31:39:25	1989		1490	Phil Wright, 55	CA	31:54:10	1999	
1407	Mary Kathleen Barry, 40	CA	31:39:27	1998		1491	Frank Pitts, 66	CA	31:54:16	1997	
1408	Lee Jebian, 57	CA	31:39:39	1998		1492	Claudia Newsome, 40	CA	31:54:25	1990	
1409	Albert Miller, 35	OR	31:39:42	1989		1493	Frank Pitts, 68	CA	31:54:29	1999	
1410	Alan Nozaki, 35	HI	31:39:54	1990		1494	Matt Palocsay, 22	CA	31:54:34	1999	
1411	Fernand Michaud, 56	NV	31:40:18	1999		1495	John Fries, 50	CA	31:55:52	2007	
1412	Kevin Cassidy, 33	AUS	31:40:29	1993		1496	Jeannie Wood, 35	CA	31:56:00	1986	
1413	Catra Corbett-McNeely, 38	CA	31:40:30	2003		1497	William Maida, 37	CA	31:56:04	1988	
1414	Bill Roeh, 49	CA	31:40:34	1994		1498	Jeff Brettler, 44	CA	31:56:18	2005	
1415	Daniel Wilson, 49	CO	31:40:46	2007		1499	Gerald Reichert, 41	ND	31:56:27	1995	
1416	Hans-Dieter Weisshaar, 66	GER	31:41:02	2006	Ram's Hd	1500	Tom Geha, 40	CA	31:56:50	2007	
1417	Kyong Martin, 49	CA	31:41:18	2004		1501	Brian Elliott, 42	CA	31:57:12	1995	
1418	Larry Decker, 45	GA	31:41:24	1992		1502	Dan Harshburger, 43	CA	31:58:23	1990	
1419	Barbara Ann Elia, 52	CA	31:41:29	1997	Buffalo	1503	Booth Hartley, 45	CA	31:58:43	1987	
1420	Thomas Dill, 47	CA	31:41:41	1992		1504	Bill Braun, 51	CA	31:59:02	1999	
1421	Joey Ann Kimball, 22	CA	31:42:12	1999		1505	Rick Bearden, 51	CA	31:59:06	2008	
1422	Fred Abramowitz, 54	CO	31:42:19	2006		1506	Ben Anella, 52	CA	31:59:16	1997	
1423	Mike Palmer, 45	CA	31:43:05	1999		1507	Ronda Sundermeier, 34	OR	31:59:36	2001	
1424	Terri Hayes, 47	NV	31:43:07	1990		1508	Vilma Mejia, 44	CA	31:59:50	1995	
1425	Steve Harvey, 49	CA	31:43:10	1993		1509	Gary Wright, 47	WA	32:00:03	1998	
1426	Carrie Burrous, 26	CA	31:43:16	1995		1510	Matthew Kavanaugh, 41	CA	32:00:15	1998	
1427	Jess Heroux, 47	CDN	31:43:54	1992		1511	Nadia Costa, 32	CA	32:00:24	2003	
1428	Bill Gebbie, 44	CA	31:44:06	1987		1512	Wendy Young, 47	CA	32:00:24	2003	
1429	Manuel G. Garcia, 54	CA	31:44:12	2003		1513	John Eugster, 49	NV	32:00:59	1999	
1430	Terri Hayes, 48	NV	31:44:25	1991		1514	Larry Davidson, 42	NV	32:01:10	1989	
1431	Sarah Spelt, 45	CA	31:44:30	2004		1515	Stan Zychowski, 48	WY	32:01:17	1996	
1432	Jack Slater, 48	CA	31:44:58	1995	Eagle	1516	Rob Hacker, 46	CO	32:01:30	2006	
1433	Marc Greenberg, 40	WA	31:45:00	1991		1517	Mark Jacob, 47	CA	32:01:30	2006	
1434	Georgia Gibbon, 36	CA	31:45:02	2005		1518	Larry Hall, 49	IL	32:02:12	2003	



Frederico Fuentes, 2004



Jack Murray, 2007



Gabriel Flores, 1999

Rank	Name	Home	Time	Year	Award	Rank	Name	Home	Time	Year	Award
1519	John Strom, 45	NY	32:02:13	1987		1581	Eric Kajiwara, 52	CA	32:16:31	1999	
1520	Saralie Liner-Jigamian, 35	CA	32:02:24	1987		1582	Rick Miller, 44	CA	32:16:31	1999	
1521	Glen Williams, 26	CA	32:02:24	1987		1583	Patricia Hall, 41	VA	32:17:02	1998	
1522	Jay Dobrowalski, 28	CA	32:02:35	2007		1584	Larry Mann, 37	CA	32:17:06	2001	
1523	Dan Bratches, 35	ME	32:03:24	2003		1585	Steve McRae, 47	CA	32:17:20	1998	
1524	PJ Salmonson, 43	HI	32:03:53	1990		1586	Lora Zagnoli, 38	CA	32:18:23	2000	
1525	Stan Zychowski, 43	CA	32:04:04	1991		1587	Gary Wright, 41	WA	32:18:35	1992	
1526	Caroline Spencer, 38	WI	32:04:15	2000		1588	Glen Zirbel, 59	CA	32:18:44	1990	LGR5
1527	Mark Wood, 44	WI	32:04:16	2000		1589	Mark Wieneke, 54	CA	32:19:18	2005	
1528	Mike Palmer, 54	CA	32:04:30	2008		1590	Andy Kumeda, 37	CA	32:19:24	2005	
1529	Tracy Thomas, 38	CA	32:04:45	1999		1591	Norman Richardson, 50	MA	32:19:24	2005	
1530	Patrick Ackley, 38	WA	32:05:00	2008		1592	Peter Louis Goren, 18	CA	32:19:24	2001	
1531	David Penny, 32	CA	32:05:04	1995		1593	Diana Treister, 41	CA	32:19:24	2010	
1532	Mori Hannemann, 36	CA	32:05:12	2001		1594	Lee Schmidt, 52	CA	32:19:43	1991	
1533	Marli Cline, 32	CA	32:05:18	2001		1595	Tom Weigt, 48	MN	32:20:13	2000	
1534	Phil Shattuck, 44	CA	32:06:02	1988		1596	Lou Bello, 37	MN	32:20:14	2000	
1535	Scott Sullivan, 39	CA	32:06:10	1998		1597	Loren Leonard, 61	CA	32:20:26	1990	
1536	Henry Canales, 46	CA	32:06:16	1988		1598	Milo Lewis, 39	CA	32:20:33	1991	
1537	H.E. Foster, 46	CA	32:06:16	1988		1599	Randy Dewees, 53	CA	32:20:43	2008	
1538	Frank Pitts, 63	CA	32:07:00	1994		1600	Steve Cassell, 40	NV	32:20:59	1989	
1539	Robert Kellogg, 53	MN	32:07:09	1996		1601	J. R. Young, 44	CA	32:21:03	2003	
1540	Loren Leonard, 62	CA	32:07:09	1991		1602	Chuck Haraway, 44	CO	32:21:17	1992	
1541	Kathy Maynard, 44	CA	32:07:09	1991		1603	Allan Kaplan, 41	CA	32:21:18	1996	
1542	Tom Weigt, 44	MN	32:07:09	1996		1604	Bertha Marineo, 52	CA	32:21:31	1998	W4
1543	Stefan Schlett, 38	GER	32:08:14	2000		1605	Julia Bramer, 35	CA	32:22:02	1999	
1544	Blakley Hume, 21	CA	32:08:29	1995		1606	Thomas Murphy, 24	CA	32:22:06	1994	
1545	Carl Yates, 64	CA	32:08:30	1991		1607	Ben Gaetos, 53	CA	32:22:24	2010	
1546	Eric Kajiwara, 56	CA	32:08:36	2003		1608	Roy Van Buren, 48	MA	32:22:24	2010	
1547	James Hamilton, 53	CA	32:08:53	1996		1609	Larry Decker, 44	GA	32:22:52	1991	
1548	Mike Palmer, 57	CA	32:09:00	2010		1610	Rick Kelley, 48	AZ	32:22:56	1998	
1549	Bill Harns, 44	CA	32:09:14	1990		1611	Hartmut Frenzel, 37	CA	32:23:18	2005	
1550	Ben Gaetos, 50	CA	32:10:10	2007		1612	John Marshall, 52	CA	32:23:28	1989	
1551	Jay Greenfield, 50	CA	32:10:18	2010		1613	Michael Bur, 35	MD	32:23:30	2000	
1552	Charlie Mercer, 33	CA	32:10:30	2003		1614	Hal Chiasson, 64	CA	32:23:50	2007	
1553	Dennis Koors, 35	CA	32:10:48	2007		1615	Anstr Davidson, 51	VA	32:24:03	1996	
1554	Gordon Hubbard, 47	CA	32:11:00	1986		1616	Robert Adjemian, 47	CA	32:24:04	1994	
1555	Bob King, 44	CA	32:11:00	1986		1617	Clement Choy, 52	CA	32:24:15	1999	
1556	Jack Nosco, 35	CA	32:11:09	1987		1618	Robert Andruilis, 38	AZ	32:24:19	2006	
1557	Carmela Layson, 37	CA	32:11:32	2007		1619	Daniel Lovell, 34	CA	32:24:37	2000	
1558	Sandra Sanger, 37	CA	32:11:35	2007		1620	Larry Mann, 36	CA	32:24:38	2000	
1559	Robert Tuller, 26	CA	32:11:55	1990		1621	Ling-ru Chu, 36	CA	32:25:24	2010	
1560	Frederick Davis III, 52	OH	32:12:18	2000		1622	Ray Gruenewald, 41	WA	32:25:36	2001	
1561	Ted McDonald, 42	CA	32:12:20	2006		1623	Margaret Smit, 34	MT	32:25:50	1989	
1562	Brian Harvey, 32	CA	32:12:30	2008		1624	Vicki DeVita, 50	CA	32:26:06	2003	
1563	Stan Zychowski, 44	CA	32:12:35	1992		1625	Joe Sheehy, 52	CA	32:26:11	2000	
1564	David Turner, 30	CA	32:12:46	1991		1626	Tommy Gallagher, 48	NV	32:26:16	2005	
1565	Bill Andrews, 46	CA	32:13:11	1998	W4,LGR6	1627	Victor Zamudio Jr., 33	GA	32:26:24	2008	
1566	Ana Braga-Levagg, 47	CA	32:13:28	2007		1628	Nancy Shura, 51	CA	32:26:30	2001	Buffalo
1567	Michael Vavrin, 24	CA	32:13:30	1997		1629	Richard Bellante, 42	CA	32:26:47	1994	Buffalo
1568	Scott Sullivan, 45	CA	32:14:24	2004		1630	Mary Lou Pentasuglio, 41	CA	32:26:52	1995	
1569	Wayne Kocher, 62	NV	32:14:27	1999		1631	Robert Karwasky, 31	CA	32:27:00	1986	
1570	Raymond Solis, 38	CA	32:14:33	1994		1632	Linda Dewees, 49	CA	32:27:15	2006	
1571	Gary Zicker, 45	NV	32:14:54	1996		1633	Booth Hartley, 46	CA	32:27:32	1988	
1572	Robert Baird, 44	CA	32:15:05	2005		1634	Gary Wright, 46	WA	32:27:34	1997	
1573	Terry Eckenwiler, 36	CA	32:15:11	1994		1635	Thomas O'Neal, 41	CA	32:27:45	1986	
1574	Randy Klassen, 48	CA	32:15:24	2001		1636	A. J. Shaka, 40	CA	32:27:49	1998	
1575	David Emmons, 37	CA	32:15:31	1994		1637	Barry Shaka, 36	CA	32:27:49	1998	
1576	Marc Greenberg, 45	WA	32:15:37	1996		1638	Ed Arasim, 54	CA	32:28:00	1994	
1577	Thomas Harry, 49	CA	32:16:00	2004		1639	Paul Schmidt, 42	CA	32:28:00	1994	
1578	Mike Palmer, 53	CA	32:16:01	2006		1640	Bill Harns, 54	CA	32:28:03	2000	
1579	Bob Norton, 53	CA	32:16:11	1991		1641	Milo Lewis, 35	CA	32:28:08	1988	
1580	Mark Ryne, 52	CA	32:16:22	2006		1642	Karlheinz Kobus, 37	GR	32:28:18	2003	



Leif Rustvold, 2010



Donald Welch, 2010




Mark Tanaka, 2010

Rank	Name	Home	Time	Year	Award	Rank	Name	Home	Time	Year	Award
1643	John Ingro, 55	CA	32:28:51	1989		1705	Tommy Gallagher, 51	NV	32:43:06	2008	
1644	Roy Van Buren, 46	MA	32:29:24	2008		1706	Tommy Gallagher, 50	NV	32:43:26	2007	
1645	Al Catalano, 55	MA	32:29:24	2008		1707	Jim Ingalls, 47	IN	32:43:29	1992	W4, Eagle
1646	Bert Meyer, 49	CT	32:29:53	1994		1708	Garry Curry, 34	CA	32:43:35	1988	W4, LGR5
1647	Tim Sheedy, 54	CA	32:30:06	2003		1709	Conn Allen Day, 29	CA	32:43:35	1988	
1648	Timothy Lyne, 26	CA	32:30:18	2008		1710	Ross Zimmerman, 39	AZ	32:44:42	1992	
1649	Bill Harns, 53	CA	32:30:29	1999		1711	Kurt Lund, 40	CA	32:45:00	1991	
1650	Stuart Sorensen, 56	CA	32:30:30	2001		1712	Wes Barrett, 55	CA	32:45:12	1991	
1651	Greg Minter, 38	CA	32:31:39	1999		1713	Kenneth Hubbard, 56	VA	32:45:18	2003	
1652	Fred Pollard, 65	CA	32:32:06	2004		1714	Jeffery Su, 43	CA	32:45:26	2006	
1653	Shannon Farar-Griener, 44	CA	32:33:06	2005		1715	Joe Pospichal, 37	CA	32:45:27	2000	
1654	Hans-Dieter Weisshaar, 65	GER	32:33:06	2005		1716	Brian Poeppel, 44	MN	32:45:49	1999	
1655	Ted Liao, 47	CA	32:33:06	2008		1717	Leon Draxler, 57	WA	32:45:54	1999	
1656	Thomas Kuerten, 44	CA	32:33:18	2010		1718	George Velasco, 40	CA	32:46:10	1993	LGR6
1657	Vanessa Jones, 42	CA	32:33:24	2004		1719	Wilson Liu, 52	CA	32:46:18	2010	
1658	Wendy Young, 50	CA	32:33:35	2006		1720	David Campbell, 52	CA	32:47:18	2008	
1659	Kathy Hamilton, 43	CA	32:33:53	1993		1721	Andrew Beauchamp, 49	CA	32:49:18	2010	
1660	Lee Schmidt, 54	CA	32:33:54	1993		1722	Michael Bur, 38	MD	32:50:18	2003	
1661	Joe Florio, 40	CA	32:34:09	2000		1723	Roy Warner, 31	CA	32:50:30	1990	LGR6
1662	Leroy Sena, 43	CA	32:34:16	1997		1724	George Velasco, 44	CA	32:50:40	1997	
1663	Robert Andrusis, 37	AZ	32:34:18	2005		1725	Dimitri Kieffer, 33	WA	32:50:44	1999	
1664	Joseph Franko, 50	CA	32:34:18	1996		1726	Dale Coats, 61	CA	32:51:00	1999	
1665	Jeff Washburn, 49	MA	32:34:18	1999		1727	Eric Kajiwara, 63	CA	32:51:24	2010	Elk
1666	Dixie Madsen, 58	CA	32:34:21	1995	LGR6	1728	Jeff Mikesell, 38	AZ	32:51:49	1999	
1667	Bill Harns, 52	CA	32:34:23	1998		1729	Jesus Lopez, 39	CA	32:52:06	2010	
1668	Tony Jankowski, 44	CA	32:34:31	1997		1730	Mark Ryne, 50	CA	32:52:18	2004	
1669	Bonnelle Murphy, 49	CA	32:34:51	1997		1731	George Velasco, 46	CA	32:52:22	1999	
1670	David Harris, 44	CA	32:35:00	1997		1732	Gordon Hubbard, 53	CA	32:52:33	1992	
1671	John Rhodes, 55	NV	32:35:06	2003		1733	Gary Wright, 37	WA	32:52:46	1988	
1672	Terry Rhodes, 47	NV	32:35:06	2003		1734	Maureen McGrath, 30	CA	32:53:18	1992	
1673	Gary Zicker, 40	NV	32:35:12	1991		1735	Michael Siltman, 37	IL	32:57:34	2006	
1674	Michael Landa, 27	CA	32:35:28	2006		1736	Gil Blank, 46	CA	32:59:24	2010	
1675	Ben Gaetos, 51	CA	32:35:30	2008							
1676	Tracie Essick, 34	CA	32:35:49	1995							
1677	Mike Stephens, 48	CA	32:36:22	2006							
1678	Gary Wright, 49	WA	32:36:43	2000							
1679	Fred Holmes, 60	TX	32:36:46	1997							
1680	Joanie Mathieson, 45	CA	32:36:50	1991							
1681	Jerry Armstrong, 30	CA	32:37:02	2007							
1682	Jeffery Su, 41	CA	32:37:18	2004							
1683	Robert Adjemian, 57	CA	32:37:24	2004							
1684	George Velasco, 54	CA	32:37:50	2007							
1685	Diana Rush, 47	CA	32:38:06	2007							
1686	Tom Janzen, 54	CA	32:38:34	2006							
1687	John Squires,	CA	32:38:44	1987							
1688	Robin Hale, 40	CA	32:39:14	1992							
1689	Raymond Villeneuve, 39	CDN	32:39:16	1993							
1690	Mike Campbell, 40	CA	32:39:40	1994							
1691	Charmella Secrest, 53	CA	32:40:06	2008							
1692	Joseph Franko, 42	CA	32:40:23	1988							
1693	Suzi Clark, 41	CA	32:40:56	1988							
1694	Lorraine Gersitz, 56	CA	32:41:06	2010							
1695	Mike Palmer, 42	CA	32:41:30	1995							
1696	Bill Matella, 41	CA	32:41:47	1989							
1697	Allan Kaplan, 37	CA	32:41:48	1992							
1698	Ben Benjamin, 60	OR	32:41:48	2007							
1699	Phil Rosenstein, 37	WI	32:41:53	2007							
1700	George Velasco, 47	CA	32:42:03	2000							
1701	Tony Farinella, 50	CA	32:42:16	1991							
1702	Damon Dockstader, 23	TX	32:42:35	1991							
1703	Dong Ngo, 51	FL	32:42:43	1989							
1704	Wendell Robison, 45	WY	32:42:55	1997							



Gil Blank, last 2010 AC100 finisher, 32:54:45—15sec before 33hr cutoff

9. Finisher Index



Andy Jones-Wilkins, flanked by Bruce Hoff (l), Andy Roth (r), 2004

A		
Abramowitz, Fred, 54	CO	31:42:19 2006
Ackley, Patrick, 38	WA	32:05:00 2008
Adame, Brandon, 30	CA	26:16:12 2008
Adame, Brandon, 32	CA	23:47:24 2010
Adams, David, 41	WY	23:45:10 1993
Adams, Richard, 51	CA	31:06:52 1994
Adams, Richard, 52	CA	28:41:57 1995
Adjemian, Robert, 40	CA	30:45:51 1987
Adjemian, Robert, 45	CA	30:30:45 1992
Adjemian, Robert, 46	CA	28:49:28 1993
Adjemian, Robert, 47	CA	32:24:04 1994
Adjemian, Robert, 50	CA	31:26:03 1997
Adjemian, Robert, 52	CA	31:30:08 1999
Adjemian, Robert, 57	CA	32:37:24 2004
Akiyama, Paul, 49	CA	29:33:42 1993
Akiyama, Paul, 50	NV	29:15:43 1994 W4
Akiyama, Paul, 51	NV	28:10:56 1995
Akiyama, Paul, 53	NV	29:51:26 1997
Albert, Norm, 31	CA	29:42:53 1988
Albert, Norm, 40	CA	29:56:36 1997
Albert, Norm, 42	CA	31:27:22 1999
Albrecht, Honey, 48	AZ	27:39:08 2007 Rhino
Allen, Lisa, 33	CO	30:32:49 1997
Allen, Rocky, 29	CA	27:08:12 2006
Allen, Rocky, 30	CA	23:44:44 2007
Allison, Walter, 35	CA	23:38:34 1990
Anderson, Jay, 43	CA	31:24:50 1999
Anderson, Jay, 44	CA	30:43:09 2000
Anderson, Jay, 48	CA	26:42:12 2004
Anderson, Jay, 50	CA	29:31:10 2006
Anderson, Maggie, 43	NZ	28:23:27 1995
Andress, Michael, 43	CA	28:59:56 1989
Andrews, Bill, 46	CA	32:13:11 1998 W4,LGR6
Andrews, Steven, 29	CA	31:48:24 2010
Andrieux, Marc, 45	FRA	28:00:30 2001
Andrulis, Robert, 37	AZ	32:34:18 2005
Andrulis, Robert, 38	AZ	32:24:19 2006
Anella, Ben, 52	CA	31:59:16 1997
Angle, Justin, 33	WA	20:38:50 2007
Angle, Justin, 34	WA	20:08:00 2008
Ankeney, Bobb, 50	CA	30:44:36 2003
Antholine, Bill, 28	AZ	30:08:20 1997
Apt, Kirk, 33	CO	22:55:34 1995
Arasim, Ed, 54	CA	32:28:00 1994
Arceo, Rafael, 31	CA	27:40:37 1999
Arceo, Rafael, 33	CA	26:24:30 2001
Arceo, Rafael, 35	CA	24:37:18 2003
Arceo, Rafael, 37	CA	29:00:06 2005
Arceo, Rafael, 38	CA	25:14:28 2006
Arceo, Rafael, 42	CA	24:37:00 2010
Armstrong, Jerry, 30	CA	32:37:02 2007
Arndt, Jeff, 46	AK	29:06:33 1999
Arndt, Jeff, 47	AK	25:34:51 2000
Arndt, Jeff, 48	AK	25:06:30 2001
Arndt, Jeff, 51	AK	25:20:24 2004
Arnold, Hap, 52	CA	29:51:00 1986
Askew, Deborah, 41	CA	26:09:15 1999 Rhino
Atlas, Dave, 33	MT	21:56:13 1992
Ayres, Ed, 48	CT	29:48:32 1990
B		
Bachani, Bob, 48	AZ	29:41:06 2003
Baehre, Susan, 42	VA	29:39:18 2001
Bahr, Tracy, 31	OR	25:41:12 2003 Cougar
Bahr, Tracy, 32	OR	26:20:30 2005 Cougar
Bailey, Skip, 41	CA	31:31:08 1993
Baird, Robert, 44	CA	32:15:05 2005
Baker, Ernie, 49	CA	30:04:00 1986
Balch, Vincent, 41	CA	24:42:02 1997
Ball, Tim, 32	CA	26:02:04 1991
Balsley, David, 42	NY	22:22:35 1989
Banderas, Carlos, 43	CA	22:59:25 1994
Banderas, Carlos, 45	CA	23:06:42 1995
Banderas, Carlos, 47	CA	22:45:05 1997 8pt Buck
Banderas, Carlos, 48	CA	21:53:52 1998
Banderas, Carlos, 50	CA	22:05:48 2000 8pt Buck
Bandur, John, 48	WA	24:04:00 1986
Bandur, John, 51	WA	26:03:20 1989
Bardessono, Leslie, 44	CA	28:51:35 2006
Barger, Dan, 21	CA	27:59:00 1986
Barger, Dan, 23	CA	23:07:31 1988
Barger, Dan, 25	CA	21:35:20 1990
Barger, Dan, 29	CA	25:06:08 1994
Barker, Leland, 39	UT	20:30:26 1997
Barnes, Rod, 43	CA	31:28:19 1991
Barr, Robert, 48	CA	31:08:30 2003
Barrett, Wes, 55	CA	32:45:12 1991
Barry, Mary Kathleen, 40	CA	31:39:27 1998
Barry, Mary Kathleen, 40	CA	30:35:14 1999
Bartoo, Duke, 43	CA	30:55:19 1995
Bartoo, Duke, 44	CA	28:48:26 1996
Bartoo, Duke, 45	CA	26:43:41 1997
Bartoo, Duke, 46	CA	29:14:06 1998
Bartoo, Duke, 47	CA	23:34:02 1999
Bartoo, Duke, 48	CA	27:07:06 2000
Bartoo, Duke, 49	CA	31:34:30 2001
Bassett, Nick, 50	WY	24:56:49 1995 Buffalo
Bassett, Nick, 52	WY	26:23:10 1997
Beach, Bob, 42	CA	29:49:00 1986
Bearden, Rick, 50	CA	31:49:09 2007
Bearden, Rick, 51	CA	31:59:06 2008
Beauchamp, Andrew, 49	CA	32:49:18 2010
Beaulieu, Moe, 46	CA	26:40:46 1990
Beech, George, 41	CO	24:50:02 1991
Bell, Ray, 44	FL	23:27:27 1988 W4
Bellante, Richard, 36	CA	29:37:17 1988
Bellante, Richard, 42	CA	32:26:47 1994 Buffalo
Bello, Lou, 37	MN	32:20:14 2000
Bender, Jeff, 31	CA	28:48:35 1993
Bender, Jeff, 32	CA	28:23:22 1994
Benjamin, Ben, 60	OR	32:41:48 2007
Bermudez, Ofelia, 40	CA	27:21:27 1996
Berry, Kathy, 41	CA	29:51:24 1991
Betts, Kellen, 22	CA	24:28:06 2004
Bien, Rod, 31	OR	27:13:18 2003
Bien, Rod, 36	OR	21:14:12 2008
Blank, Gil, 46	CA	32:59:24 2010
Blinn, Jerry, 42	CA	26:43:27 1989
Blom, Keith, 52	CA	28:39:30 2008
Bloom, Jerry, 50	CA	30:17:12 2003
Bloom, Jerry, 51	CA	30:18:30 2004
Bogenhuber, Alfred, 48	CA	22:31:05 1988
Bogenhuber, Edith, 46	CA	25:23:37 1990
Bogenhuber, Edith, 47	CA	24:31:04 1991
Bogenhuber, Edith, 48	CA	28:24:05 1992
Boggess, Edward, 39	CO	24:59:58 1997
Boggess, Edward, 41	CO	26:21:52 1999 LGR6
Bon, Suzanna, 43	CA	22:00:15 2007 Ram
Bonnett-Castillo, Paul, 38	AZ	27:24:48 1999
Borg, Carl, 34	CA	29:31:10 2008
Bourgault, West, 31	CA	30:06:30 2008
Boyd, Marie, 47	CA	31:48:08 1995
Braga-Levagg, Ana, 47	CA	32:13:28 2007
Brainard, Dick, 44	MA	21:56:06 1989
Bramer, Julia, 35	CA	32:22:02 1999
Bramer, Julia, 36	CA	31:48:05 2000
Brana, Suzanne, 40	CA	27:04:20 1998 Cougar
Brana, Suzanne, 41	CA	23:08:47 1999 Cougar
Bratches, Dan, 35	ME	32:03:24 2003
Braun, Bill, 51	CA	31:59:02 1999
Braun, Paul, 34	CA	27:13:45 1996
Brenden, Dan, 54	AZ	27:02:12 2005 LGR6
Brenden, Dan, 55	AZ	26:53:16 2006
Brenden, Dan, 56	AZ	28:02:46 2007 LGR6
Brenden, Dan, 57	AZ	26:53:30 2008
Brettler, Jeff, 44	CA	31:56:18 2005
Britcliffe, Kathy, 33	CA	26:30:55 1988
Britcliffe, Kathy, 34	CA	22:36:57 1989 G/S Buckle
Britt, Michael, 49	WA	31:32:52 2000
Britt, Michael, 49	WA	31:32:52 2000
Bruell, Harry, 37	CO	26:16:11 2006
Buck, Richard, 41	CA	31:17:21 1987
Buck, Richard, 42	CA	28:33:43 1988
Buck, Richard, 43	CA	27:22:25 1989
Buck, Richard, 45	CA	30:49:23 1991
Bunton, Stacey, 40	OR	27:17:06 2003 Rhino
Bunton, Stacey, 43	OR	24:10:28 2006 Cougar
Bunton, Stacey, 44	OR	24:57:45 2007 Cougar
Bur, Michael, 35	MD	32:23:30 2000
Bur, Michael, 38	MD	32:50:18 2003
Burke, Mike, 56	OR	26:54:18 2006
Burrous, Carrie, 26	CA	31:43:16 1995
Burse, Allen, 40	CA	30:06:02 2005
Buzik, Ivan, 55	CA	29:34:17 1999
Buzik, Ivan, 56	CA	27:16:47 2000
Byrne, Rob, 43	CA	26:54:06 2001
C		
Cadwallader, Sharlene, 50	CA	29:35:19 1999 Buffalo
Cain, Rob, 53	OR	25:48:25 2007
Caldwell, Donald, 45	CA	22:27:50 1989
Calvert, Maria, 38	CA	29:04:27 1998
Calvert, Randy, 44	NV	26:58:38 1997
Cammack, Terry, 43	CA	31:39:25 1989
Cammack, Terry, 45	CA	29:30:16 1991
Campbell, David, 52	CA	32:47:18 2008
Campbell, Michael, 54	VA	27:35:24 2004
Campbell, Mike, 40	CA	32:39:40 1994
Canales, Henry, 46	CA	32:06:16 1988
Canales, Henry, 44	CA	31:23:31 1990
Canby, John, 22	CA	30:04:18 1996
Cantu, Ruben, 53	CA	29:50:55 1996
Cantu, Ruben, 54	CA	30:46:52 1997
Capewell, Dale, 31	CA	21:04:30 1994



Suzanna Bon, 2007.



Dave Turner & pacer Erin Moran, 1994



Scott McKenzie, 1999

Capron, David, 51	CA	29:14:03	1996	
Capron, David, 52	CA	26:56:13	1997	
Capron, David, 53	CA	25:33:47	1998	
Carlson, Bill, 32	CA	23:12:17	1992	
Carlson, Jeanine, 4 6	MA	31:23:35	2000	
Carr, Derrick, 38	VA	24:34:34	1999	
Carr, Derrick, 39	VA	22:11:14	2000	10pt Buck
Carswell, Robert, 38	CDN	30:32:01	1994	
Carter, Mark, 25	AZ	29:40:27	1999	
Cassell, Steve, 40	NV	32:20:59	1989	
Cassidy, Kevin, 33	AUS	31:40:29	1993	
Castano, Larry, 37	CA	26:46:52	1990	
Castano, Larry, 38	CA	27:23:38	1991	
Casteran, Rene, 42	OR	26:03:20	1989	W4
Catalano, Al, 55	MA	32:29:24	2008	
Cave, John, 31	CA	23:47:30	1991	
Cave, John, 32	WA	22:51:55	1992	
Cepeda, Caesar, 37	CA	23:39:41	2000	
Cepeda, Lauren, 33	CA	30:42:58	1998	
Cepoi, David, 27	CA	27:12:18	1992	
Cervantes, Martimiano, 46	CA	21:36:59	1998	8pt Buck
Chamley, Mark, 39	CA	31:07:29	1992	
Chamley, Mark, 42	CA	30:35:31	1995	
Chandonia, Charlie, 56	TX	31:30:34	1997	
Chang, Jack, 46	CA	30:42:35	2006	
Chapman, Tom, 45	OR	30:31:36	2004	
Cheese, Tom, 31	CA	22:12:56	1990	
Cheng, Jack, 39	CA	30:38:30	2010	
Chiasson, Hal, 55	CA	28:17:00	1998	
Chiasson, Hal, 57	CA	28:19:00	2000	
Chiasson, Hal, 58	CA	27:16:12	2001	
Chiasson, Hal, 60	CA	28:38:30	2003	
Chiasson, Hal, 61	CA	28:06:18	2004	
Chiasson, Hal, 64	CA	32:23:50	2007	
Choy, Clement, 52	CA	32:24:15	1999	
Christensen, Chris, 35	CA	23:07:48	1992	
Christopherson, Wayne, 41	MI	27:28:13	1989	
Chu, Ling-ru, 36	CA	32:25:24	2010	
Clapper, Joe, 38	VA	27:34:28	1997	
Clark, Suzi, 41	CA	32:40:56	1988	
Cline, Marli, 32	CA	32:05:18	2001	
Coats, Dale, 61	CA	32:51:00	1999	
Coblentz, David, 43	NM	24:43:25	2006	
Coffee, Dennis, 38	CA	29:39:00	1986	
Coffee, Dennis, 39	CA	30:42:48	1987	
Coffey, Marty, 41	CA	31:15:36	1991	
Cohen, Herman, 53	CA	30:09:59	1992	
Cohen, Howard, 42	CA	28:31:02	2000	
Cohen, Howard, 43	CA	31:26:30	2001	
Cohn, Alan, 42	CO	30:38:14	1997	
Cole, Chris, 23	CA	23:17:00	1986	
Cole, Chris, 27	CA	27:54:57	1990	
Cole, Chris, 29	CA	30:54:39	1992	W4
Collier, Damon, 30	CA	29:47:00	1996	
Collier, Damon, 31	CA	31:30:20	1997	
Collier, Damon, 35	CA	31:31:30	2001	
Collier, Damon, 37	CA	28:26:12	2005	
Collier, Damon, 40	CA	26:58:13	2006	
Collier, Damon, 42	CA	27:44:18	2008	
Collins, Dick, 56	CA	28:21:18	1989	
Collins, Dick, 57	CA	28:24:34	1990	W4
Collins, Dick, 58	CA	31:52:29	1991	
Comar, Louise Elaine, 47	CA	31:27:08	2000	

Condran, Barry, 29	CA	28:27:47	1992	
Condran, Barry, 30	CA	25:23:42	1993	
Condran, Barry, 30	CA	23:44:35	1994	
Conover, Lisa, 40	WI	30:09:56	1998	
Conover, Lisa, 43	WI	28:20:12	2001	
Conover, Lisa, 46	WI	29:21:03	2004	
Conover, Lisa, 48	WI	28:20:31	2006	
Cooper, Rick, 41	MT	30:06:42	1999	
Corbett, Catra, 35	CA	30:06:03	2000	
Corbett, Catra, 36	CA	31:37:36	2001	
Corbett, Catra, 40	CA	30:45:24	2005	Rhino
Corbett, Catra, 41	CA	30:41:05	2006	
Corbett, Catra, 43	CA	30:57:12	2008	
Corbett-McNeely, Catra, 38	CA	31:40:30	2003	
Corcoran, Devin, 34	CA	27:09:36	2001	
Corcoran, Devin, 48	CA	23:53:06	2005	8pt Buck
Corcoran, Devin, 49	CA	23:40:34	2006	8pt Buck
Cornell, Gill, 42	CA	27:32:42	1992	
Cosmas, Mark, 38	AZ	25:56:30	2005	
Costa, Nadia, 32	CA	32:00:24	2003	
Coudurier, Bernard, 43	CA	26:16:33	1995	
Coudurier, Bernard, 44	CA	23:45:47	1996	
Coudurier, Bernard, 45	CA	25:10:38	1997	
Coury, Jamil, 22	AZ	23:49:07	2007	
Coury, Nick, 19	AZ	23:49:07	2007	
Covarrubias, Rafael, 39	CA	30:49:00	2008	
Covarrubias, Rafael, 41	CA	30:39:18	2010	
Cowdrey, Bob, 50	CA	28:04:42	1994	
Cox, Bob, 47	NV	31:22:03	1989	
Crane, Adrian, 36	CA	31:38:24	1991	
Crawford, Terry, 42	CA	25:57:25	1990	
Crites, Kent, 37	CA	23:22:58	1988	
Crites, Kent, 43	CA	26:31:13	1994	
Cross, Fenton, 53	CA	28:49:41	1997	
Cross, Fenton, 54	CA	30:18:59	1998	
Cross, Fenton, 56	CA	29:19:27	2000	
Cross, Fenton, 57	CA	29:59:06	2001	
Cross, Fenton, 59	CA	29:01:06	2003	
Cross, Fenton, 62	CA	30:03:06	2006	
Cuff, Kermit, 49	CA	27:15:22	2007	
Cuff, Kermit, 50	CA	27:57:18	2008	
Cunniff, Sean, 34	NM	30:58:05	2006	
Cunningham, Ron, 50	OR	30:17:08	1998	
Curry, Garry, 32	CA	27:59:00	1986	
Curry, Garry, 33	CA	23:55:25	1987	
Curry, Garry, 34	CA	32:43:35	1988	W4, LGR5
Curry, Garry, 35	CA	26:25:20	1989	
Curry, Garry, 36	CO	30:13:50	1990	
Curry, Garry, 37	CO	28:05:05	1991	
Curry, Garry, 38	CO	30:48:01	1992	
Curry, Garry, 39	CO	29:33:15	1993	
Curry, Garry, 40	CO	27:04:34	1994	
Curry, Garry, 41	CO	28:51:47	1995	Eagle
Curry, Garry, 42	CO	26:14:50	1996	
Curry, Garry, 43	CO	28:52:12	1997	
Curry, Garry, 44	CO	31:17:25	1998	
Curry, Garry, 45	CO	29:03:19	1999	
Curry, Garry, 46	CO	30:31:23	2000	
Curry, Garry, 47	CO	30:39:06	2001	
Curry, Garry, 49	CO	31:25:06	2003	
Curry, Garry, 50	CO	29:09:24	2004	
Curry, Garry, 51	CO	31:49:12	2005	
Curry, Garry, 52	CO	28:24:10	2006	

Curry, Garry, 53	CO	28:08:43	2007	
Curry, Garry, 54	CO	29:05:12	2008	
Curry, Garry, 56	CO	28:10:24	2010	
Curtiss, Brian, 32	CA	31:37:00	2008	
D				
Daly, David, 40	CA	26:08:30	2001	
Damas, Dave, 43	CA	30:38:41	1991	
Damas, Dave, 45	CA	31:22:00	1993	
Daniel, Conrad, 52	CA	31:14:05	2000	
Davidson, Anstr, 49	VA	30:39:00	1994	
Davidson, Anstr, 51	VA	32:24:03	1996	
Davidson, Larry, 42	NV	32:01:10	1989	
Davidson, Robert, 34	AZ	31:53:41	1989	
Davis, Curtis B, 38	CA	31:37:30	2003	
Davis, Curtis B., 42	CA	30:24:02	2007	
Davis, Lance, 33	CA	22:03:10	1993	
Davis III, Frederick, 52	OH	32:12:18	2000	
Day, Conn, 31	CO	30:13:50	1990	
Day, Conn Allen, 29	IN	32:43:35	1988	
de St Paer, Jonathan, 34	CA	29:20:28	2007	
Dean, Kevin, 36	CA	19:34:41	2007	Ram
Deaton, Lisa, 43	CA	29:10:46	1996	
Decker, Larry, 44	GA	32:22:52	1991	
Decker, Larry, 45	GA	31:41:24	1992	
DelaRosa, Michael, 44	CA	31:45:31	1991	
Demazure, Eric, 44	FRA	28:26:24	2004	SY
Demoney, Ed, 42	VA	31:17:25	1987	
Demorest, John, 38	CA	22:31:54	1989	
Demorest, John, 42	CA	23:47:32	1993	
Dempster, Dan, 47	CA	30:30:08	1994	
Dempster, Dan, 48	CA	30:22:45	1995	
deSouza, Ferdinand, 35	UT	30:28:45	1988	
deSouza, Ferdinand, 36	UT	29:11:11	1989	
Develice, Robert, 45	AK	29:06:33	1999	
DeVelice, Robert, 46	AK	27:01:55	2000	
DeVita, Vicki, 38	CA	23:46:56	1991	G/S Buckle
DeVita, Vicki, 50	CA	32:26:06	2003	
DeVita, Victoria, 47	CA	31:16:01	2000	
Deweese, Linda, 49	CA	32:27:15	2006	
Deweese, Linda, 51	CA	30:10:06	2008	
Deweese, Randy, 53	CA	32:20:43	2008	
Diamond, Scott, 39	OR	29:59:04	2000	
Diaz, Carlos, 45	CA	28:25:36	2001	
Dickey, Bill, 49	CA	31:31:55	1988	
Dickey, Bill, 51	CA	29:43:03	1990	
Dickey, Bill, 53	CA	30:30:21	1992	
Dickie, Matthew, 31	CA	30:23:01	2007	
Dike, Roger, 63	AK	30:47:48	1990	
Dill, Thomas, 47	CA	31:41:41	1992	
DiMarco, Paul, 45	TX	31:54:06	1999	
Dimkich, Michael, 33	CA	27:42:12	2001	
Dimmick, Fred, 38	NY	29:19:19	1995	
Dimmick, Fred, 39	NY	28:25:23	1996	
Dinger, Eric, 30	AZ	28:18:18	2004	
Dobberteen, Dean, 24	CA	27:00:47	1999	
Dobberteen, Dean, 32	CA	22:19:33	2007	
Dobberteen, Dean, 35	CA	22:31:36	2010	
Dobrowski, Jay, 28	CA	32:02:35	2007	
Dockstader, Damon, 23	TX	32:42:35	1991	
Doman, Wendell, 44	CA	28:06:06	2003	
Donoff, Mick, 52	CD	28:48:56	1996	
Dorgan, Jason, 38	WI	30:44:36	2004	



Mona Gutierrez, 2003



Jeff Brettler, 2005



Amelia Valinsky-Fillipau, 2007

Draxler, Leon, 57	WA	32:45:54	1999	
Drey, Dennis, 58	NM	31:38:00	2010	
Dudney, Gary, 44	CA	30:45:57	1997	
Duplessis, Janine, 45	WA	28:55:16	1999	LGR6
Durr, George, 45	CA	31:24:06	1991	
Dutfield, Stewart, 36	WA	23:51:42	1991	
E				
Earnest, Frank, 53	CA	27:34:36	2004	LGR6, W4
Eastman, Diane, 45	CA	28:31:04	1987	
Eckenwiler, Terry, 36	CA	32:15:11	1994	
Edmunds, Eric,	CA	29:57:49	1987	
Ehlerman, Mike, 34	AZ	31:24:26	1999	
Ehman, Rose, 34	CA	29:37:26	1993	
Ehret, Stephanie, 43	CO	26:16:11	2006	
Ehrhard, Ron, 28	CA	21:47:14	1998	
Eidenschink, Chuck, 36	OR	27:27:45	1989	
Elam, Linda, 45	CA	26:04:16	1991	W4
Elia, Barbara Ann, 50	CA	29:06:14	1995	Buffalo
Elia, Barbara Ann, 52	CA	31:41:29	1997	Buffalo
Elliott, Brian, 42	CA	31:57:12	1995	
Emmons, David, 37	CA	32:15:31	1994	
Emmons, David, 39	CA	31:22:11	1996	
Englemann, Eb, 51	OR	29:55:08	1993	
Englemann, Ed, 51	OR	30:21:42	1993	
Eppelman, Scott, 40	TX	26:04:14	2006	
Escobar, Luis, 34	CA	27:06:29	1997	
Essick, Tracie, 34	CA	32:35:49	1995	
Eugster, John, 49	NV	32:00:59	1999	
F				
Fabian, Francisco, 48	CA	26:28:38	1999	
Fabian, Francisco, 49	CA	26:45:27	2000	
Fabian, Francisco, 50	CA	23:55:24	2001	
Fabian, Francisco, 54	CA	30:49:06	2005	
Falcone, Mark, 48	CA	30:33:30	2005	
Fambrough, Larry, 52	CA	28:38:52	1997	
Farar-Griener, Shannon, 44	CA	32:33:06	2005	
Farinella, Tony, 50	CA	32:42:16	1991	
Farley, Ken, 43	CA	26:47:18	2008	
Farley, Kenneth, 40	CA	27:20:12	2005	
Farley, Kristen, 46	CA	30:58:24	2008	
Farr, Brian, 43	CA	25:47:57	2007	
Feldman, Alex, 40	ID	23:28:07	1997	
Field, Ben, 43	CA	28:51:38	2007	
Fingar, Julie, 30	CA	24:53:24	2005	Ram
Finkbeiner, Bill, 36	CA	21:18:28	1992	W4
Finkel, Diana, 31	CO	24:39:06	2003	Ram
Fiorito, Mike, 29	NC	23:48:35	1996	
Fisher, Barry, 58	CA	30:20:06	2003	
Fisher, Richard, 47	NV	31:02:58	1996	
Fisher, Richard, 48	NV	30:20:17	1997	
Fitzwater, Loren, 40	CA	28:09:40	1995	
Flores, Gabriel, 28	CA	26:33:38	1994	
Flores, Gabriel, 29	CA	19:30:36	1995	
Flores, Gabriel, 32	CA	22:53:59	1998	
Flores, Mario, 40	CA	28:52:12	1990	
Flores, Mario, 41	CA	28:49:01	1991	
Flores, Mark, 40	CA	24:46:06	2008	
Florio, Joe, 40	CA	32:34:09	2000	
Flynt, David, 38	CA	24:40:48	1993	
Flynt, David, 38	CA	22:39:30	1994	
Flynt, David, 39	CA	22:08:17	1995	
Foote, Andrew, 58	CA	31:17:06	2008	
Foster, H.E., 46	CA	32:06:16	1988	

Franiak, Joe, 30	CA	23:18:49	1991	
Franko, Joseph, 42	CA	32:40:23	1988	
Franko, Joseph, 43	CA	28:46:35	1989	
Franko, Joseph, 44	CA	22:17:51	1990	
Franko, Joseph, 45	CA	22:08:07	1991	
Franko, Joseph, 46	CA	26:44:34	1992	
Franko, Joseph, 47	CA	26:56:38	1993	
Franko, Joseph, 50	CA	32:34:18	1996	
Freeman, Jimmy, 29	CA	26:27:32	2006	
Freeman, Lee, 43	CA	30:33:00	1986	
Freeman, Lee, 46	CA	31:25:21	1989	
Freeman, Lee, 48	CA	28:32:02	1991	
Freeman, Lon, 29	CA	20:38:18	2004	
Frenzel, Hartmut, 37	CA	32:23:18	2005	
Fries, John, 50	CA	31:55:52	2007	
Frye-Krier, Barbara, 47	FL	26:38:06	2001	W4, Rhino
Fu, Chihping, 44	CA	30:53:12	2010	
Fuentes, Frederico, 34	MEX	28:28:12	2004	
Fukumoto, Stephen, 37	CA	27:47:01	1987	
Fukumoto, Stephen, 38	CA	28:07:01	1988	
Fullerton, Jimmy, 49	CA	27:15:36	2003	
Fullerton, Jimmy, 50	CA	26:40:23	2004	
Fullerton, Jimmy, 51	CA	28:51:04	2005	
Fullerton, Jimmy, 52	CA	27:03:17	2006	
Fullerton, Jimmy, 54	CA	28:39:24	2008	
Furin, Milan, 45	SVK	26:42:22	1995	Ram's Hd
Furnish, James, 50	CA	27:18:30	1992	
Furtaw, Ed, 43	NV	27:38:52	1991	
G				
Gaetos, Ben, 50	CA	32:10:10	2007	
Gaetos, Ben, 51	CA	32:35:30	2008	
Gaetos, Ben, 53	CA	32:22:24	2010	
Gagarin, Peter, 41	MA	25:19:00	1986	
Gagarin, Peter, 44	MA	23:25:11	1989	
Galdi, Phil, 36	CA	26:23:00	1986	
Gallagher, Tom, 41	NV	31:45:50	1998	
Gallagher, Tom, 42	NV	31:53:15	1999	
Gallagher, Tom, 43	NV	30:24:37	2000	
Gallagher, Tommy, 46	NV	30:15:03	2003	
Gallagher, Tommy, 47	NV	31:45:03	2004	
Gallagher, Tommy, 48	NV	32:26:16	2005	
Gallagher, Tommy, 50	NV	32:43:26	2007	
Gallagher, Tommy, 51	NV	32:43:06	2008	
Gallardo, Marc, 31	CA	23:05:46	1996	
Gallardo, Marc, 32	CA	24:53:52	1997	
Gamble, Russ, 44	CA	29:58:08	1990	
Gamble, Russ, 41	CA	31:49:55	1991	
Garcia, Manuel G., 54	CA	31:44:12	2003	
Gardner, Renne, 38	CA	31:13:17	1996	
Garnett, Paul, 38	CA	27:32:00	1986	
Gassan, Larry, 36	CA	29:10:44	1991	
Gassan, Larry, 38	CA	27:14:20	1993	
Gassan, Larry, 41	CA	23:50:04	1996	
Gates, Richard, 32	UT	27:57:14	1989	
Gates, Richard, 35	UT	26:24:18	1992	W4
Gebbie, Bill, 44	CA	31:44:06	1987	
Gebbie, Bill, 46	CA	31:11:09	1989	
Geha, Tom, 40	CA	31:56:50	2007	
Gensichen, Jim, 38	CA	19:37:13	1987	G/S Buckle
Gensichen, Jim, 39	CA	20:21:49	1988	G/S Buckle
Gersitz, Lorraine, 37	CA	28:42:22	1991	
Gersitz, Lorraine, 56	CA	32:41:06	2010	
Gibbon, Georgia, 36	CA	31:45:02	2005	
Gibbons, Christine, 33	NJ	28:17:25	1995	

Gibbons, Wayne, 31	CA	24:58:07	1990	
Gibbons, Wayne, 36	NJ	28:17:25	1995	
Gill, Jim, 47	CA	29:16:12	2005	
Gillespie, Richard, 50	CA	30:17:26	1996	
Gilli, William, 32	AR	29:39:44	1989	
Gilli, William, 38	AR	31:19:03	1995	
Gimbel, Susan, 41	CA	27:22:27	1988	
Gimbel, Susan, 43	CA	23:37:05	1990	G/S Buckle
Gimenez, Kim, 40	CA	27:43:06	2004	Rhino
Givens, Bob, 45	TX	29:24:33	1989	
Gleman, Michael, 48	FL	31:11:44	1996	
Gleman, Stuart, 49	FL	31:37:15	1994	
Glenn, Jim, 47	CA	29:02:23	1991	
Glogovac, Scott, 54	NV	29:45:18	2008	
Goddard, Christopher, 38	CA	27:52:06	2008	
Goetz, Kent, 34	CA	30:41:31	1994	
Goggins, David, 32	CA	22:15:19	2007	
Gonzalez, Cirildo, 43	MEX	19:37:03	1997	Ram
Gonzalez, Cirildo, 44	MEX	22:20:05	1998	
Good, Jim, 46	CA	26:55:06	2004	
Goodman, Harris S., 43	CA	30:15:30	2008	
Goodman, Larry, 33	CA	23:35:48	1990	
Goren, Peter Louis, 18	CA	32:19:24	2001	
Goss, Lance, 45	CA	27:01:10	1990	
Graney, Bill, 46	CA	25:14:28	2006	
Greaves, Martyn,	GB	22:30:20	1987	
Greco, Ken, 34	AZ	29:32:12	2001	
Green, Stephanie, 35	CA	29:10:18	2004	
Green, Thomas, 42	MD	23:43:46	1992	
Greenbauer, Richard, 37	CA	29:30:30	2004	
Greenberg, Marc, 36	WA	31:52:43	1987	
Greenberg, Marc, 39	WA	30:52:44	1990	
Greenberg, Marc, 40	WA	31:45:00	1991	
Greenberg, Marc, 45	WA	32:15:37	1996	
Greener, Doug, 35	CA	31:08:50	1998	
Greenfield, Jay, 50	CA	32:10:18	2010	
Greenlaw, Raymond, 39	GA	27:18:41	2000	
Greer, John, 37	AZ	30:00:31	1996	
Gregg, Michael, 28	CA	23:23:00	1986	
Gregorich, Ken, 42	CA	23:17:06	2001	
Gribble, David, 31	NV	31:53:12	2007	
Grill, Larry, 56	CA	30:08:21	2006	
Grobesson, Jay, 32	CA	29:41:06	1993	
Grobesson, Jay, 33	CA	26:15:33	1994	
Grobesson, Jay, 34	CA	25:32:46	1995	
Grobesson, Jay, 35	CA	25:37:25	1996	
Grobesson, Jay, 36	CA	23:30:43	1997	
Grobesson, Jay, 37	CA	25:38:51	1998	LGR6
Grobesson, Jay, 38	CA	23:18:09	1999	
Grobesson, Jay, 40	CA	25:57:18	2001	
Grobesson, Jay, 43	CA	24:20:24	2004	2SR
Grobesson, Jay, 44	CA	23:29:24	2005	Rhino, Elk
Grossman, Dominic, 23	CA	23:06:06	2010	
Gruenewald, Ray, 41	WA	32:25:36	2001	
Grun, Cindie, 41	OR	27:35:49	1991	
Grun, Cindie, 43	OR	30:07:53	1993	
Grun, Cindie, 44	OR	29:27:15	1994	LGR6
Guild, Scott, 36	NV	30:37:18	2008	
Gunderson, Jonathan, 27	CA	31:45:06	2005	
Gunderson, Jonathan, 29	CA	31:11:52	2007	
Gunderson, Jonathan, 30	CA	31:30:36	2008	
Gunnarsson, Patrik, 32	CA	22:42:05	1997	
Gunnarsson, Patrik, 33	CA	20:57:53	1998	
Gustman, Jana, 34	CA	25:55:24	2001	Cougar



Gary Hilliard, 2005



Osvaldo Nava at Short Cut, 2006



Monica Scholz & Tonya Johnson, 2010


Gutierrez, Mona, 42	CA	31.31:06	2004	
H				
Hacker, Rob, 46	CO	32.01:30	2006	
Hagele, Denny, 44	CA	28.36:37	1988	LGR5
Hagen, Jeff, 45	CA	31.32:30	1992	
Hagen, Jeff, 46	CA	26.30:33	1993	
Hale, Robin, 40	CA	32.39:14	1992	
Hall, Clark, 49	VA	30.04:30	1998	
Hall, Larry, 49	IL	32.02:12	2003	
Hall, Patricia, 41	VA	32.17:02	1998	
Hamalainen, Jussi, 40	CA	22.49:00	1986	
Hamalainen, Jussi, 41	FIN	20.15:20	1987	
Hamalainen, Jussi, 42	CA	21.05:22	1988	
Hamalainen, Jussi, 43	CA	20.31:21	1989	
Hamalainen, Jussi, 44	CA	19.31:24	1990	G/S Buckle
Hamalainen, Jussi, 45	CA	20.12:56	1991	G/S Buckle
Hamalainen, Jussi, 46	CA	20.18:05	1992	
Hamalainen, Jussi, 47	CA	20.33:25	1993	
Hamalainen, Jussi, 48	CA	21.19:46	1994	
Hamalainen, Jussi, 49	CA	19.51:26	1995	Rhino, Eagle
Hamalainen, Jussi, 50	CA	21.55:40	1996	Buffalo
Hamalainen, Jussi, 51	CA	21.20:55	1997	Rhino
Hamalainen, Jussi, 52	CA	22.33:46	1998	Buffalo
Hamalainen, Jussi, 53	CA	23.32:52	1999	8pt Buck
Hamalainen, Jussi, 54	FIN	23.27:46	2000	Buffalo
Hamalainen, Jussi, 55	CA	22.56:24	2001	
Hamalainen, Jussi, 56	CA	26.04:12	2003	8pt Buck
Hamalainen, Jussi, 58	CA	24.55:06	2004	Buffalo
Hamalainen, Jussi, 59	CA	27.16:18	2005	
Hamalainen, Jussi, 60	CA	23.43:11	2006	Buffalo
Hamalainen, Jussi, 61	CA	26.40:19	2007	
Hamalainen, Jussi, 62	CA	29.47:06	2008	
Hamalainen, Jussi, 64	CA	27.21:00	2010	Buffalo
Hamilton, James, 53	CA	32.08:53	1996	
Hamilton, James, 54	CA	30.20:07	1997	
Hamilton, James, 56	CA	30.53:29	1999	
Hamilton, Kathy, 43	CA	32.33:53	1993	
Hamilton, Kathy, 46	CA	30.54:46	1996	
Hamilton, Mike, 41	WA	31.26:18	1994	
Hamilton, Mike, 43	WA	30.57:11	1996	
Hanna, Noel, 31	IRE	23.51:29	1998	Ram's Hd
Hannemann, Mori, 36	CA	32.05:12	2001	
Hansen, Jonas, 32	CA	26.10:24	2008	
Haraway, Chuck, 44	CO	32.21:17	1992	
Hardin, David, 31	CA	29.15:32	1997	
Hardman, Gordon, 38	CO	23.53:00	1989	LGR6
Harlan, Larry, 37	CA	23.53:44	1996	
Harlan, Ted, 28	CO	29.03:18	2004	
Harmer, Burgess, 47	NV	31.22:03	1989	
Harmer, Burgess, 48	NV	27.59:08	1990	W4
Harmer, Burgess, 49	NV	27.48:53	1991	W4, LGR5
Harmer, Burgess, 50	NV	28.26:45	1992	W4, LGR5
Harmer, Burgess, 52	NV	29.16:50	1994	LGR6
Harns, Bill, 44	CA	32.09:14	1990	
Harns, Bill, 45	CA	31.07:50	1991	
Harns, Bill, 49	CA	30.45:06	1995	
Harns, Bill, 50	CA	31.24:48	1996	
Harns, Bill, 52	CA	32.34:23	1998	
Harns, Bill, 53	CA	32.30:29	1999	
Harns, Bill, 54	CA	32.28:03	2000	
Harris, David, 44	CA	32.35:00	1997	
Harris, David, 45	CA	31.34:44	1998	
Harris, Robert, 36	CA	31.24:12	2004	
Harris, Stephen, 34	CA	21.17:40	1988	
Harris, Stephen, 38	CA	21.49:56	1992	
Harris, Stephen, 40	CA	21.40:16	1994	
Harris, Stephen, 41	CA	20.43:04	1995	
Harris, Stephen, 42	CA	22.43:41	1996	
Harris, Stephen, 43	CA	21.43:04	1997	
Harris, Stephen, 44	CA	21.42:46	1998	
Harris, Stephen, 45	CA	24.06:47	1999	
Harris, Stephen, 46	CA	26.48:40	2000	
Harris, Stephen, 47	CA	25.57:06	2001	
Harris, Stephen, 49	CA	28.50:02	2003	
Harry, Thomas, 49	CA	32.16:00	2004	
Harry, Thomas, 51	CA	28.34:26	2006	
Harshburger, Dan, 43	CA	31.58:23	1990	
Harshburger, Dan, 44	CA	31.18:55	1991	
Hartinger, Mark, 42	WA	28.42:47	1999	
Hartley, Booth, 45	CA	31.58:43	1987	
Hartley, Booth, 46	CA	32.27:32	1988	
Harvey, Brian, 32	CA	32.12:30	2008	
Harvey, Steve, 42	CA	26.48:00	1986	
Harvey, Steve, 44	CA	25.55:31	1988	
Harvey, Steve, 46	CA	30.46:46	1990	
Harvey, Steve, 49	CA	31.43:10	1993	
Hasham, Sheila, 44	CA	29.15:00	1986	
Hatta, Hiromi, 35	JPN	31.13:17	1996	Ram's Hd
Hatta, Katsuyuki, 32	JPN	31.13:17	1996	Ram's Hd
Hayes, Richard, 48	CA	29.40:07	1999	
Hayes, Richard, 49	CA	27.49:16	2000	
Hayes, Richard, 50	CA	29.36:18	2001	
Hayes, Terri, 47	NV	31.43:07	1990	
Hayes, Terri, 48	NV	31.44:25	1991	
Heard, Andrew, 41	AZ	25.49:56	2007	
Heaton, Cynthia,	CA	30.54:13	1987	
Heilbock, Juergen, 41	GER	30.56:07	2006	
Heiner, Jannifer, 29	CA	26.46:06	2008	
Henderson, Jennifer, 37	CA	24.28:27	1996	Ram
Henninger, Keira, 34	CA	24.15:12	2010	
Henriquez, Ernesto, 39	CA	23.06:42	1995	
Henslee, Gary, 45	CA	26.45:17	1996	
Hermanson, Ray, 45	CA	28.52:38	1988	
Hermanson, Ray, 47	CAN	29.29:13	1990	
Hernandez, Jose, 43	CA	26.44:12	2008	
Hernandez, Jose, 45	CA	28.34:18	2010	
Heroux, Jess,	CDN	31.43:54	1992	
Herrera, Carlos, 21	MEX	23.04:06	2006	
Herrera, Carlos, 22	MEX	20.10:33	2007	10Pt Buck
Herrera, Juan, 28	MEX	20.52:29	1997	
Herrera, Juan, 32	MEX	25.45:26	2000	
Herrera, Madero, 25	AZ	20.54:45	1996	
Herrmann, Jakob, 39	CA	31.05:00	2010	
Herzog, Joe, 42	CA	27.24:00	2010	
Hesseltine, Wally, 60	CA	26.23:24	2003	Buffalo
Hesseltine, Wally, 61	CA	26.34:30	2004	
Hesseltine, Wally, 62	CA	27.14:30	2005	
Hesseltine, Wally, 65	CA	29.28:06	2008	
Hian, Ben, 24	CA	22.14:00	1993	
Hian, Ben, 25	CA	18.39:48	1994	Ram
Hian, Ben, 26	CA	19.11:11	1995	Ram
Hian, Ben, 27	CA	18.50:24	1996	Ram
Hian, Ben, 29	CA	19.05:35	1998	Ram
Hillestad, Richard, 44	CA	23.41:00	1986	
Hilliard, Gary, 49	CA	24.50:16	2004	8 Pt Buck
Hilliard, Gary, 50	CA	27.06:24	2005	
Hines, Jeff, 35	CA	21.50:36	1995	
Hines, Jeff, 36	CA	20.59:04	1996	
Hines, Jeff, 40	CA	22.16:49	2000	
Hiskey, Todd, 43	CA	27.19:12	2008	
Hoagland, Dennis, 54	CA	28.56:24	2008	
Hoang, Kyle, 34	CA	23.17:12	2005	
Hoang, Kyle, 35	CA	20.35:30	2006	Horse
Hodde, Jason, 26	IN	28.02:33	1996	
Hodde, Jason, 27	IN	31.22:19	1997	W4, LGR6
Hodges, Eric, 48	CA	28.56:48	1997	
Hodges, Eric, 49	CA	28.14:52	1998	
Hodges, Eric, 51	CA	27.24:36	2000	W4
Hoff, Bruce, 29	CA	23.37:15	1992	
Hoff, Bruce, 32	CA	22.31:17	1995	
Holder, Kent, 49	CA	28.18:36	1988	
Holderman, Brad, 36	CA	31.50:02	1998	
Holloway, Gary, 35	ID	31.50:34	1997	W4
Holm, Darrell, 38	CA	30.16:00	1999	
Holmes, Fred, 60	TX	32.36:46	1997	
Holmes, John, 55	FL	29.46:32	1997	
Holtz, Allan, 60	MN	31.01:36	2010	
Hooper, Max, 43	AR	30.42:51	1989	
Hopkins, John, 47	CA	31.09:47	1992	
Horton, Roch, 50	UT	22.53:18	2008	Buffalo
Howard, Troy, 34	CA	20.00:23	2007	Cougar
Howard, Troy, 35	CA	19.25:00	2008	Cougar
Hubbard, Gordon, 47	CA	32.11:00	1986	
Hubbard, Gordon, 48	CA	30.51:43	1987	
Hubbard, Gordon, 49	CA	30.53:58	1988	
Hubbard, Gordon, 53	CA	30.26:53	1989	
Hubbard, Gordon, 51	CA	31.38:57	1990	
Hubbard, Gordon, 52	CA	31.17:40	1991	
Hubbard, Gordon, 53	CA	32.52:33	1992	
Hubbard, Kenneth, 56	VA	32.45:18	2003	
Huff, Jeff, 37	HI	25.56:47	1999	
Huff, Jeff, 38	HI	24.59:15	2000	
Huffman, Dennis, 42	CA	22.49:56	1991	
Huffman, Dennis, 43	CA	27.21:40	1992	
Huffman, Dennis, 44	CA	25.31:56	1993	
Huffman, Dennis, 45	CA	22.29:28	1994	
Huffman, Victoria, 37	CA	30.17:43	1990	
Hughes, Ken, 51	CA	25.15:24	2010	8pt Buck, 2SR
Hume, Blakely, 22	CA	31.28:04	1996	
Hume, Blakely, 24	NV	29.30:27	1998	
Hume, Blakely, 21	CA	32.08:29	1995	
Humphrey, Ed,	CA	29.33:35	1987	
I				
Idema, Ashley, 26	OR	23.29:05	2006	Ram
Ingalls, Jim, 47	IN	32.43:29	1992	W4, Eagle
Ingro, John, 55	CA	32.28:51	1989	
Ingro, John, 57	CA	30.42:07	1991	
Ingstrom, Heikki, 34	UT	22.21:03	1992	
Inouye, Gary, 50	CA	30.40:12	2003	
Irvin, Kristina, 40	CA	29.08:23	1998	
Irvin, Kristina, 46	CA	30.45:24	2004	
Irvin, Kristina, 50	CA	31.26:30	2008	
Isler, Randy, 41	NM	27.56:37	1998	
Israel, Sandy, 47	CA	30.58:35	1994	
Ives, Frank, 49	CA	27.47:29	1991	



Mike Dimkich, 2001



Sharlene Cadwallader, 1999



Rob McNair, 2000

J			
Jacob, Mark, 47	CA	32:01:30	2006
James, Tom, 51	CA	29:49:56	1995
Jamison, Julian, 34	CA	29:19:03	2007
Jankowski, Tony, 44	CA	32:34:31	1997
Janzen, Tom, 54	CA	32:38:34	2006
Jaques, Glen, 47	BC	29:38:25	1989
Jebian, Lee, 57	CA	31:39:39	1998
Jensen, Chris, 43	CA	28:24:54	2007
Jensen, Karl, 51	CAN	28:01:46	1999 LGR6
Jensen, Karl, 51	CAN	29:55:52	2000
Jensen, Stan, 42	CA	30:24:31	1995
Jensen, Stan, 46	CA	29:19:09	1999 W4,LGR6
Jess, Carl, 41	NM	28:33:21	2000
Johns, Sherry Kae, 40	AZ	22:39:35	1995 Rhino
Johns, Sherry Kae, 42	NM	23:18:00	1997 Ram
Johnson, Gary, 38	CA	23:28:09	1991
Johnson, Jeffrey, 24	UT	29:41:44	1994
Johnson, Tamara, 43	CA	28:28:18	2008 Cougar
Johnston, Jennifer, 34	CA	23:28:43	1998 Ram
Johnston, Jennifer, 35	CA	23:51:57	1999 Cougar
Johnston, Jennifer, 36	MI	25:11:24	2000 Ram
Johnston, Jennifer, 37	CA	25:23:36	2001 Ram
Johnston, Jennifer, 40	CA	24:32:24	2004 Ram
Johnston, Sue, 40	VT	25:16:30	2006 Rhino, 2SR
Jones, David, 29	CA	29:15:33	1997
Jones, David, 51	CA	31:49:17	1999
Jones, Vanessa, 42	CA	32:33:24	2004
Jones, Vanessa, 48	CA	26:35:36	2010 Cougar, 2SR
Jones-Wilkins, Andy, 33	AZ	22:15:36	2000
Jones-Wilkins, Andy, 36	CA	20:07:30	2003 Cougar
Jones-Wilkins, Andy, 36	CA	19:53:06	2004 Horse
Jones-Wilkins, Andy, 37	CA	19:43:18	2005 Cougar
Joseph, Gene, 41	AZ	27:20:51	1993
Joseph, Gene, 46	AZ	29:42:34	1998
Josephs, Robert, 42	CA	31:47:16	1997
Jurek, Scott, 24	SD	19:15:06	1998
Jurek, Scott, 25	WA	19:51:19	1999 10Pt Buck
K			
Kahler, Mark, 37	CA	30:17:26	1996
Kajiwara, Eric, 48	CA	30:32:32	1995
Kajiwara, Eric, 49	CA	28:31:13	1996
Kajiwara, Eric, 51	CA	29:03:22	1998
Kajiwara, Eric, 52	CA	32:16:31	1999
Kajiwara, Eric, 54	CA	31:08:18	2001
Kajiwara, Eric, 56	CA	32:08:36	2003
Kajiwara, Eric, 57	CA	29:46:00	2004
Kajiwara, Eric, 58	CA	31:09:00	2005
Kajiwara, Eric, 61	CA	31:49:00	2008
Kajiwara, Eric, 63	CA	32:51:24	2010 Elk
Kaplan, Allan, 37	CA	32:41:48	1992
Kaplan, Allan, 40	CA	30:33:27	1995
Kaplan, Allan, 41	CA	32:21:18	1996
Kaplan, Allan, 42	CA	31:52:12	1997
Karnazes, Dean, 41	CA	21:21:18	2003 Horse
Karwasky, Robert, 31	CA	32:27:00	1986
Kavanaugh, Matthew, 41	CA	32:00:15	1998
Kee, Bill, 38	CA	23:04:12	1995
Kee, Bill, 40	CA	23:12:24	1997
Kee, Bill, 42	CA	24:34:17	1999
Kee, Bill, 48	CA	27:05:36	2003
Kee, Bill, 48	CA	26:11:30	2005
Kelley, Rick, 46	AZ	27:22:45	1996

Kelley, Rick, 47	AZ	29:11:00	1997
Kelley, Rick, 48	AZ	32:22:56	1998
Kelley, Rick, 49	AZ	28:45:54	1999
Kelley, Rick, 50	AZ	30:31:23	2000
Kelley, Rick, 51	AZ	31:53:35	2001
Kellogg, Robert, 53	MN	32:07:09	1996
Kelly, Larry, 37	CA	31:35:46	1997
Keogh, Bobby, 57	NM	26:38:06	2001
Kern, Lee, 36	MT	28:09:07	1993
Kern, Leland, 39	MT	31:05:09	1996
Kern, Leland, 41	MT	28:28:45	1998
Khajavi, Jamshid, 51	WA	27:42:36	2004 LGR6, W4
Kiddoo, Phill, 29	CA	22:00:00	2004
Kieffer, Dimitri, 33	WA	32:50:44	1999
Kimball, Joey Ann, 22	CA	31:42:12	1999
Kimura, Jonathan, 21	CA	27:25:30	2001
Kiner, Mark "PineNut", 30	CA	25:41:12	2004
King, Bob, 44	CA	32:11:00	1986
Kissell, Bill, 32	CA	20:10:52	1987
Klaich, Nick, 46	NV	29:59:24	1991 W4
Klassen, Randy, 48	CA	32:15:24	2001
Klein, Greg, 39	CA	28:57:05	1993
Klein, Helen, 66	CA	31:24:02	1989 W4
Knutson, Thomas, 49	MN	27:47:43	1999 W4
Knutson, Thomas, 50	MN	27:33:00	2000
Kobus, Karlheinz, 37	GR	32:28:18	2003
Kocher, Wayne, 62	NV	32:14:27	1999
Koerner, Hal, 28	CO	20:59:24	2004
Koerner, Hal, 30	OR	18:37:29	2006 Ram
Koerner, Hal, 32	OR	18:29:18	2008 Ram
Kogutek, Michael, 49	CA	30:43:47	1998
Kogutek, Michael, 57	CA	31:51:14	2006
Kohler, Steve,	CA	29:29:12	1987
Kohr, Aaron, 46	CA	31:21:06	2010
Koors, Dennis, 35	CA	32:10:48	2007
Koors, Dennis, 36	CA	30:18:06	2008
Kozak, Jeff, 29	CA	30:52:45	2003
Kozinc, Gabor, 41	CA	27:26:30	2004
Kozinc, Gabor, 43	CA	30:37:28	2006
Krivak-Tetley, Flora, 27	CA	31:49:24	2008
Krojic, Karyn, 33	CA	29:22:00	1992
Kuerten, Thomas, 44	CA	32:33:18	2010
Kulak, Joseph, 35	CO	22:16:12	2003 LGR6
Kumeda, Andy, 37	CA	32:19:24	2005
Kumeda, Andy, 38	CA	30:19:22	2006
Kumeda, Andy, 39	CA	30:04:47	2007
Kumeda, Andy, 40	CA	30:17:30	2008
Kumeda, Andy, 42	CA	28:14:12	2010
L			
L'Heureux, Prudence, 38	OR	22:13:06	2008 Ram
LaCava, Clem, 52	OR	27:48:14	2000
LaDuc, David, 41	CA	22:26:12	2010 Rhino
Lakey, Jason, 28	CA	29:54:30	2003
LaMora, Jeffery, 26	UT	28:17:57	1999
Landa, Michael, 27	CA	32:35:28	2006
Lang, Jeff, 42	CA	25:18:30	2010
Langstaff, Anne, 36	CA	28:21:43	1997 Cougar
Lawrence, Richard, 32	CA	31:21:28	1994
Lawrence, Richard, 33	CA	29:36:42	1995
Lawrence, Richard, 35	CA	29:13:11	1997
Layson, Carmela, 37	CA	32:11:32	2007
Layson, Carmela, 38	CA	31:49:12	2008
Leatherwood, Todd, 32	TX	31:29:39	2000

Lee, Bill, 40	CO	26:41:50	1989
Lee, Eric, 26	CO	25:49:12	2008
Lee, Kevin, 32	CA	23:41:40	1996
Lee, Kevin, 36	CA	27:21:19	2000
LeFebvre, Michael, 33	CA	27:31:36	1993
Leigh, Todd, 44	CA	29:12:00	1986
Leigh, Todd, 48	CA	28:54:07	1990
Leigh, Todd, 49	CA	31:10:07	1991
Leigh, Todd, 50	CA	29:51:25	1992
Leigh, Todd, 58	CA	31:50:04	2000
Lemus, Maria, 42	CA	27:03:17	2006
Lemus, Maria, 46	CA	27:31:24	2010
Lenderking, Hollis, 40	CA	23:46:46	1990
Leonard, Loren, 61	CA	32:20:26	1990
Leonard, Loren, 62	CA	32:07:09	1991
Lewis, Milo, 35	CA	32:28:08	1988
Lewis, Milo, 39	CA	32:20:33	1991
Liao, Elijah, 35	CA	31:50:14	2007
Liao, Elijah, 36	CA	31:37:30	2008
Liao, Ted, 46	CA	29:41:19	2007
Liao, Ted, 47	CA	32:33:06	2008
Liebeskind, John, 40	OR	30:54:12	2001
Liebeskind, John, 46	OR	28:20:53	2007
Lile, Jerry, 42	CA	29:49:06	2001
Limb, Troy, 42	CA	29:41:18	2003
Limb, Troy, 43	CA	25:18:18	2004
Limb, Troy, 44	CA	26:00:00	2005
Liner-Jigamian, Saralie, 35	CA	32:02:24	1987
Liner-Jigamian, Saralie, 36	CA	30:28:26	1989
Little, Jerry, 30	CO	27:24:50	1998
Liu, Wilson, 52	CA	32:46:18	2010
Livak, Joe, 51	NV	28:17:42	1992
Longwell, Robert, 57	CA	31:23:46	1996
Longwith, Jim, 52	CA	29:58:00	1998
Lopez, Jesus, 39	CA	32:52:06	2010
Lopez, Oswaldo, 36	CA	20:39:30	2008 Horse
Losey, Bill, 34	OH	30:37:28	2006
Lovell, Daniel, 34	CA	32:24:37	2000
Lowy, Ron, 43	CA	28:54:00	1986
Loyer, Robert, 51	CA	30:36:04	1989
Lujan, Edward, 51	CA	26:30:09	1989
Lund, Kurt, 40	CA	32:45:00	1991
Lundell, Don, 45	CA	31:00:47	2007
Luptowicz, Josef, 46	CA	28:49:17	1990
Luptowitz, Josef, 48	CA	29:30:30	1991
Luschwitz, Brian, 38	ca	29:47:30	2005
Luschwitz, Brian, 40	CA	30:13:22	2007
Lutz, Kevin, 46	CA	31:21:36	2003
Lygre, David, 47	WA	23:18:36	1989
Lyne, Timothy, 26	CA	32:30:18	2008
Lyons, Shannon, 54	CA	31:20:20	1998 Buffalo
M			
Mack, Bill, 40	CA	31:45:41	1993
MacKenzie, Brian, 32	CA	27:39:39	2007
Mackey, Monte, 35	CA	25:08:54	1991
Mackey, Monte, 41	CA	24:55:57	1997
Mackey, Monte, 45	CA	23:03:18	2001
Macleod, Ken, 41	CDN	28:07:41	1992
MacNair, Howard,	CA	27:45:55	1987
Madden, Kurt, 39	CA	21:35:53	1994
Maddieson, Ian, 44	CA	23:30:05	1986
Madsen, Dixie, 53	CA	30:28:00	1990
Madsen, Dixie, 54	CA	29:44:20	1991



Stacey Bunton, 2007



Joe Magruder, 2001



Brian Mackenzie, 2007

Nosco, Jack, 38	CA	27:14:06	2000	
Novak, Ben, 32	CA	31:26:40	2007	
Nozaki, Alan, 35	HI	31:39:54	1990	
Nyce, Thomas, 41	AZ	31:03:39	2000	
O				
O'Brien, Jim, 34	CA	19:51:47	1987	
O'Brien, Jim, 36	CA	17:35:48	1989	G/S Buckle
O'Brien, Sean, 43	CA	30:19:02	2006	
O'Brien, Sean, 45	CA	27:07:24	2008	
O'Grady, Janice, 47	CA	31:23:28	1996	
O'Grady, Kevin, 31	OH	30:52:50	1990	
O'Hear, Carol, 31	WA	27:59:20	2006	
O'Neal, Thomas, 41	CA	32:27:45	1986	
O'Neal, Thomas, 42	CA	30:02:08	1987	
Odre, Jacqueline, 30	HI	30:35:35	1998	
Odre, Jacqueline, 31	HI	27:53:17	1999	
Ohara, Garrett, 39	CA	30:34:12	2005	
Olney, Dave, 46	CA	28:34:57	1988	
Olney, Dave, 48	CA	28:59:06	1990	
Olson, Mark, 48	CA	30:10:10	1995	
Olson, Mark, 50	CA	29:56:01	1997	
Olson, Mark, 61	CA	31:11:12	2008	
Ornelas, Ricardo, 33	CA	30:48:10	2006	
Ornelas, Ricardo, 34	CA	30:28:09	2007	
Ornelas, Ricardo, 35	CA	28:26:04	2008	
Ornelas, Ricardo, 37	CA	28:50:00	2010	
Orr, Jim,	CA	27:50:41	1987	
Ortiz, Jaime, 47	CA	28:26:06	2008	
Ortiz, Jaime, 49	CA	27:15:36	2010	
Ostrom, Tony, 45	CA	26:07:56	2000	
Overstreet, David, 46	CA	26:27:11	2006	
P				
Pacheco, Jorge, 32	CA	24:39:39	2000	
Pacheco, Jorge, 33	CA	19:05:06	2001	Ram
Pacheco, Jorge, 34	CA	18:52:24	2003	Ram
Pacheco, Jorge, 36	CA	19:10:28	2004	Ram
Pacheco, Jorge, 37	CA	30:45:24	2005	
Pacheco, Jorge, 42	CA	19:20:30	2010	Ram
Paciello, Louis, 34	AZ	23:51:19	2000	
Palmer, Judy, 32	CA	30:28:26	1989	
Palmer, Mike, 42	CA	32:41:30	1995	
Palmer, Mike, 43	CA	28:46:39	1996	
Palmer, Mike, 44	CA	30:02:11	1997	
Palmer, Mike, 45	CA	30:27:09	1998	
Palmer, Mike, 45	CA	31:43:05	1999	
Palmer, Mike, 47	CA	31:20:39	2000	
Palmer, Mike, 48	CA	31:30:24	2001	
Palmer, Mike, 49	CA	31:31:12	2003	
Palmer, Mike, 53	CA	32:16:01	2006	
Palmer, Mike, 54	CA	30:46:58	2007	
Palmer, Mike, 54	CA	32:04:30	2008	
Palmer, Mike, 57	CA	32:09:00	2010	
Palmer, Peter, 44	CT	25:14:18	1997	
Palocsay, Matt, 22	CA	31:54:34	1999	
Palocsay, Matt, 23	CA	28:30:19	2000	
Pals, Lou, 50	CDN	22:18:21	1992	
Park, Charles, 49	CA	28:55:18	2003	
Park, David, 38	CA	21:54:33	1994	
Park, David, 39	CA	22:24:51	1995	
Parker, Jeff, 32	NV	28:49:33	1991	
Parker, Scott, 36	AZ	31:39:22	2000	
Parker, Scott, 37	AL	31:14:06	2001	
Parker, Scott, 39	AL	29:00:06	2003	

Parsons, Chip, 38	CA	21:13:05	1992	
Patt, Steven, 55	CA	29:54:24	2004	
Peacock, John, 51	NV	27:26:00	1989	
Peacock, John, 55	NV	28:26:42	1993	
Pearch, John, 30	WA	23:10:30	2003	
Pecsar, Jeff, 38	CA	23:55:15	1988	
Pedroia, Vince, 48	CA	26:33:41	1994	
Pedroia, Vince, 49	CA	27:22:40	1995	
Pedroia, Vince, 50	CA	29:31:10	1996	
Pedroia, Vince, 51	CA	25:14:36	1997	
Pedroia, Vince, 52	CA	24:37:32	1998	
Pedroia, Vince, 52	CA	24:34:09	1999	Buffalo
Pedroia, Vince, 54	CA	24:52:59	2000	
Pedroia, Vince, 55	CA	27:16:06	2001	
Pellon, Jim, 37	CA	19:44:44	1987	
Penland, Peter, 43	CA	30:28:50	1999	
Penna, Phil, 42	CA	32:21:26	1990	
Penny, David, 32	CA	32:05:04	1995	
Pentasuglio, Mary Lou, 41	CA	32:26:52	1995	
Pepin, James, 37	CA	28:55:00	1986	
Peralez, Michael, 34	CA	29:56:01	1997	
Perez, Angel, 32	CA	22:48:18	2003	
Perez, Angel, 34	CA	23:38:24	2005	
Perez, Angel, 35	CA	23:11:16	2006	
Perez, Angel, 36	CA	22:42:18	2007	
Perrodin, Jack, 59	CA	28:41:08	1988	
Perrodin, Jack, 61	CA	29:50:39	1990	
Perry, Lyman, 33	HI	27:48:27	2000	
Peters, Patrick, 51	CA	31:25:33	1996	
Petschar, Perry, 39	CA	27:40:04	1993	
Petschar, Perry, 40	CA	29:10:42	1994	
Petschar, Perry, 41	CA	25:00:55	1995	
Pettigrew, Jeff, 32	CA	29:05:18	1995	
Pettigrew, Jeff, 42	CA	28:20:24	1996	
Pettigrew, Jeff, 35	CA	30:09:56	1998	
Peyton, Lou, 45	AR	31:15:36	1989	W4
Phillips, Bud, 48	CA	30:24:19	1995	
Phillips, Bud, 49	CO	29:28:16	1996	
Pierce, Philip, 53	MA	31:28:50	1994	
Pike, Robert,	CA	28:05:47	1987	
Pirk, Greg, 32	HI	24:59:14	2000	
Pirk, Greg, 33	HI	28:29:07	2001	
Pirogowicz, David, 44	CA	27:45:46	1996	
Pitts, Frank, 57	CA	31:32:00	1988	
Pitts, Frank, 59	CA	31:45:56	1990	
Pitts, Frank, 60	CA	31:12:30	1991	
Pitts, Frank, 61	CA	30:32:35	1992	
Pitts, Frank, 62	CA	30:16:54	1993	
Pitts, Frank, 63	CA	32:07:00	1994	
Pitts, Frank, 66	CA	31:54:16	1997	
Pitts, Frank, 68	CA	31:54:29	1999	
Poeppel, Brian, 44	MN	32:45:49	1999	
Pollard, Fred, 65	CA	32:32:06	2004	
Polley, Brian, 35	CA	23:32:08	2006	
Polley, Brian, 36	CA	20:45:17	2007	Horse
Polley, Brian, 39	CA	21:23:24	2010	Cougar
Portelance, Rolly, 47	CA	22:49:06	1990	
Pospichal, Joe, 37	CA	32:45:27	2000	
Potter, Tim, 46	MN	30:35:05	2000	
Poupard, Thierry, 45	FRA	31:18:06	1999	
Powers, Karen, 45	WY	31:38:48	1995	
Prado, Robert, 34	CA	24:01:16	1988	
Preepre, Earl, 39	CAN	30:52:44	1996	
Price, John, 47	OR	29:21:12	2005	

Price, John, 49	OR	26:55:20	2007	
Priedkalns, Eric, 35	CA	28:15:16	2006	
Priedkalns, Eric, 36	CA	28:21:39	2007	
Priedkalns, Eric, 37	CA	26:59:18	2008	
Priedkalns, Eric, 39	CA	30:02:30	2010	
Provost, Richard, 40	CA	21:52:00	1986	G/S Buckle
Pruitt, R. C., 38	CA	31:23:31	1990	
Pruitt, R. C., 43	CA	30:24:43	1994	
Purdy, Bruce, 36	MI	31:28:13	1993	
Put, Hans, 37	NY	21:06:08	1998	Horse
Put, Hans, 39	NY	20:18:13	2000	ArabStallion
QR				
Quinn, John, 35	CA	29:37:01	1996	
Radich, John, 32	CA	29:44:00	1986	
Radich, John, 35	CA	28:39:31	1988	
Radich, John, 41	CA	29:55:58	1996	
Radich, John, 49	CA	31:50:00	2003	
Radich, John, 52	CA	31:52:00	2006	
Radich, John, 53	CA	30:03:51	2007	
Ralls, Jai, 33	OR	23:15:24	2008	
Ralyea, Paul, 37	VA	26:42:33	2004	
Ramaekers, Larry, 53	CA	30:12:18	2005	
Rambach, Whit, 31	CA	28:06:34	1998	
Rambach, Whit, 36	CA	23:52:00	2003	
Ramires, Martin, 34	AZ	24:28:27	1996	
Ramirez, Rico, 49	CA	30:12:21	1993	
Ramsey, William, 42	CA	29:01:56	1995	
Ramsey, William, 43	CA	25:26:11	1996	
Ramsey, William, 44	CA	22:57:14	1997	
Ramsey, William, 45	CA	28:34:43	1998	
Ramsey, William, 48	CA	26:46:29	1999	
Ramsey, William, 47	CA	27:32:59	2000	
Ramsey, William, 48	CA	28:04:18	2001	
Ramsey, William, 50	CA	28:08:30	2003	
Ramsey, William, 51	CA	29:30:30	2004	
Ramsey, William, 52	CA	30:35:00	2005	Eagle
Rapp, James, 38	NV	28:57:34	1995	
Ray, Adam, 40	CA	27:18:08	2006	
Redmond, Don, 22	CA	23:14:11	1990	
Reed, Pamela, 34	AZ	26:49:48	1995	
Reichert, Gerald, 41	ND	31:56:27	1995	
Reinstein, Devy, 34	CA	23:51:25	1990	
Remington, Dave, 54	CA	30:45:06	1995	
Resh, Jack, 55	CA	27:54:00	1986	
Reynolds, Marc, 42	CA	27:43:55	1990	
Rhodes, John, 55	NV	32:35:06	2003	
Rhodes, Randy, 44	CO	27:30:50	1994	
Rhodes, Terry, 47	NV	32:35:06	2003	
Richards-Dinger, Keith, 21	CA	30:16:12	2003	
Richards-Dinger, Keith, 36	CA	27:51:30	2004	
Richardson, Norman, 50	MA	32:19:24	2005	
Ridgeway, Diane, 47	CO	26:40:35	1996	Rhino
Rierner, Frederick, 45	UT	31:32:30	1992	W4
Riley, Jeff, 37	OR	21:08:33	2006	
Riley, Thomas, 45	OR	31:10:24	2008	
Ringstad, Curt, 41	OR	25:42:36	1993	
Risse, Joan, 46	CA	31:27:20	1995	
Risse, Joan, 47	CA	30:59:09	1996	
Ritchie, Gary, 54	CA	29:25:10	1994	
Ritchie, Gary, 58	CA	26:08:18	1998	
Robak, Robert, 39	CA	28:02:12	1991	
Robak, Robert, 45	CA	27:41:17	1997	
Robak, Robert, 47	CA	29:06:59	1999	



Norman Richardson, 2005




Rafael Arcero, 2003



Stephanie Ehret, 2006

Robbins, Brick, 32	CA	30:52:39	1991	JMT	Sanchez, Ray, 41	CA	23:07:24	2008		Slater, Jack, 46	CA	26:47:30	1993	
Robbins, Jeffrey, 45	CA	27:05:32	1997		Sanger, Sandra, 37	CA	32:11:35	2007		Slater, Jack, 47	CA	26:55:46	1994	
Robbins, Jeffrey, 46	CA	26:34:57	1998		Sawchuk, Kevin, 32	VA	20:23:14	1997		Slater, Jack, 48	CA	31:44:58	1995	Eagle
Robelo, Eduardo, 45	CA	30:35:06	2008		Sawchuk, Kevin, 34	CA	22:23:53	1999		Sloan, Tom, 40	CA	24:58:26	1988	
Roberts, Seth, 44	MA	28:10:20	1996		Sayers, Kevin, 41	MD	29:55:53	2000		Sloan, Tom, 41	CA	23:21:08	1989	
Robinson, Dave, 34	CA	26:16:19	1996		Schick, Karl, 32	CA	30:16:46	1989		Smit, Margaret, 34	MT	32:25:50	1989	
Robinson, Eric, 28	CA	28:12:36	1996		Schlereth, Robert, 46	CA	28:51:55	2007		Snow, Sabin, 48	AZ	29:31:34	1990	
Robinson, Eric, 29	CA	29:57:04	1997		Schlereth, Joe, 39	CA	21:31:58	1989		Soares, Justin, 21	OR	27:47:29	2000	
Robinson, John, 34	OR	23:34:46	2000		Schlereth, Joe, 40	CA	22:46:19	1990		Solis, Raymond, 38	CA	32:14:33	1994	
Robison, Wendell, 36	WY	27:15:07	1988	LGR5	Schlereth, Joe, 41	CA	21:37:27	1991	W4	Solis, Raymond, 41	CA	31:51:07	1997	
Robison, Wendell, 37	WY	23:30:34	1989		Schlereth, Joe, 42	CA	20:59:18	1992		Solish, Al, 36	CA	27:33:00	1986	
Robison, Wendell, 38	WY	23:54:00	1990		Schlereth, Joe, 43	CA	20:04:11	1993		Soltész, Michael, 41	CA	28:48:40	1997	
Robison, Wendell, 39	WY	28:51:24	1991	LGR5	Schlereth, Joe, 44	CA	19:50:47	1994	Rhino	Solverson, Kelly, 35	CA	27:38:36	2005	
Robison, Wendell, 40	WY	29:22:00	1992		Schlereth, Joe, 45	CA	20:17:25	1995		Sorensen, Lorraine, 53	CA	31:39:24	2003	Buffalo
Robison, Wendell, 41	WY	30:23:50	1993		Schlereth, Joe, 46	CA	20:46:34	1996	Rhino	Sorensen, Stuart, 56	CA	32:30:30	2001	
Robison, Wendell, 42	WY	28:37:12	1994		Schlett, Stefan, 38	GER	32:08:14	2000		Spaeth, Laura, 28	CA	29:47:24	1990	
Robison, Wendell, 43	WY	28:05:02	1995		Schmidt, Lee, 52	CA	32:19:43	1991		Spaulding, David, 36	HI	31:05:40	1990	
Robison, Wendell, 44	WY	29:39:27	1996		Schmidt, Lee, 53	CA	29:55:08	1992		Spector, Josh, 37	CA	23:14:06	2010	
Robison, Wendell, 45	WY	32:42:55	1997		Schmidt, Lee, 54	CA	32:33:54	1993		Speers, Brent, 45	CA	31:25:06	2003	
Roeh, Bill, 49	CA	31:40:34	1994		Schmidt, Lee, 55	CA	29:09:30	1994		Speers, Brent, 47	CA	31:35:06	2005	
Romero, Ruperto, 42	CA	22:00:23	2006	Rhino	Schmidt, Paul, 38	CA	29:57:35	1990		Speers, Brent, 50	CA	29:05:12	2008	
Romero, Ruperto, 42	CA	21:35:26	2007	Rhino	Schmidt, Paul, 39	CA	29:35:25	1991		Speers, Brent, 51	CA	28:10:24	2010	
Romero, Ruperto, 45	CA	22:30:06	2008	Rhino	Schmidt, Paul, 41	CA	28:09:08	1993		Spelt, Sarah, 41	CA	31:50:33	2000	
Romero, Ruperto, 46	CA	21:25:12	2010	Horse	Schmidt, Paul, 42	CA	32:28:00	1994		Spelt, Sarah, 45	CA	31:44:30	2004	
Rork, Paul, 45	CA	28:40:54	1992		Schoeck, Matthias, 30	CA	30:58:10	2000		Spencer, Caroline, 38	WI	32:04:15	2000	
Rosenstein, Phil, 37	WI	32:41:53	2007		Scholl, Milt, 30	OR	27:20:51	1987		Spencer, Douglas, 36	CA	29:43:52	1994	
Rossman, Mitchell,	MN	31:35:41	1999		Scholl, Milt, 32	OR	28:08:05	1989		Spencer, Douglas, 37	CA	31:28:04	1995	W4,LGR6
Ross-Wilde, Ronni, 36	CA	29:23:58	1996		Scholl, Milton, 40	OR	28:13:04	1997		Spencer, Douglas, 38	CA	22:08:53	1996	
Rouse, Mike, 45	CA	30:37:00	1998		Scholz, Monica, 33	CAN	27:39:06	2000	Cougar	Spencer, Douglas, 39	CA	21:17:53	1997	
Rowe, Tom, 44	MT	30:55:17	1992		Scholz, Monica, 34	CAN	27:43:24	2001		Spencer, Douglas, 41	CA	22:25:25	1999	Horse
Royalty, Phil, 21	CA	29:40:42	1990		Scholz, Monica, 43	CAN	29:53:30	2010		Spencer, Douglas, 48	CA	28:38:28	2006	
Royalty, Phil, 23	CA	29:31:36	1992		Schuler, Richard, 36	NJ	30:34:16	1996		Spykerman, John, 30	CA	30:17:41	1995	
Royalty, Phil, 27	NV	28:35:19	1996		Scislowicz, Caz, 51	CA	24:12:07	2000		Spykerman, John, 32	CA	30:52:13	1997	
Royalty, Phil, 31	NV	30:53:22	2000		Scott, Chris, 47	CA	28:20:24	1996		Spykerman, John, 35	CA	30:40:37	2000	
Rozic, Scott, 27	CA	30:27:22	2000		Secrest, Charmella, 53	CA	32:40:06	2008		Spykerman, John, 36	CA	31:05:24	2001	
Ruiz, George, 51	NV	30:40:18	2008		Seminoff, Tim, 38	UT	22:12:07	1996		Squires, John,	CA	32:38:44	1987	
Rush, Diana, 47	CA	32:38:06	2007		Sena, Leroy, 43	CA	32:34:16	1997		Stafford, Frederick, 39	WA	30:44:20	1996	
Rustvold, Leif, 31	OR	31:01:24	2006		Senely, Richard, 46	HI	29:49:16	1990		Stauda, John-Mark, 26	AZ	21:56:18	1991	
Rustvold, Leif, 32	OR	26:38:46	2007		Sercel, Pete, 25	CA	28:34:55	1991		Stein, Jeff, 40	CA	28:03:00	2006	
Rustvold, Leif, 33	OR	27:30:30	2008		Serrano, Roberto, 40	CA	26:31:07	2006		Stenzel, William, 26	CA	25:37:31	2000	
Rustvold, Leif, 35	OR	30:51:24	2010		Shaka, A. J., 40	CA	32:27:49	1998		Stephens, Mike, 41	CA	31:31:23	1999	
Rutherford, IV, John, 31	VA	27:46:24	2010		Shaka, Barry, 36	CA	32:27:49	1998		Stephens, Mike, 43	CA	31:47:24	2001	
Ruttenberg, Gary, 39	CA	29:33:35	1987		Shattuck, Phil, 44	CA	32:06:02	1988		Stephens, Mike, 45	CA	30:07:24	2003	
Rutzen, Hartmut, 59	GER	30:06:45	2000		Sheddy, Tim, 51	CA	31:04:08	2000		Stephens, Mike, 45	CA	31:45:12	2005	
Ruvalcaba, David, 52	CA	27:36:20	2006		Sheehy, Tim, 54	CA	32:30:06	2003		Stephens, Mike, 48	CA	32:36:22	2006	
Ruvalcaba, David, 54	CA	25:16:24	2008		Sheehy, Joe, 52	CA	32:26:11	2000		Stephens, Mike, 59	CA	29:38:10	2007	
Ryne, Mark, 50	CA	32:52:18	2004		Sherman, Elena, 45	CA	31:33:50	1998		Stephens, Mike, 50	CA	30:23:18	2008	
Ryne, Mark, 52	CA	32:16:22	2006		Sherman, Elena, 45	CA	31:33:50	1998		Stephens, Mike, 52	CA	30:57:06	2010	
					Sherman, Stu, 49	CA	23:29:18	2004	Rhino	Stephenson, Chris, 40	CA	26:46:30	2005	
S					Shufflebarger, Fred, 43	CA	21:24:01	1991		Stermolle, Toni, 39	CA	27:58:11	1991	
Sager, Marc, 39	CA	30:33:00	1992		Shufflebarger, Fred, 44	CA	19:22:16	1992	G/S Buckle	Stern, Howie, 31	CA	29:46:24	2001	
Sager, Marc, 41	CA	29:44:04	1994		Shufflebarger, Fred, 45	CA	19:41:44	1993	Ram	Stern, Howie, 33	CA	29:43:12	2003	
Sager, Marc, 43	CA	29:37:35	1996		Shura, Nancy, 51	CA	32:26:30	2001	Buffalo	Stern, Howie, 36	CA	30:52:33	2006	
Saine, David, 47	CA	30:44:20	1996		Siltman, Michael, 37	IL	32:57:34	2006		Stern, Howie, 37	CA	31:20:24	2007	
Saine, David, 48	CA	31:50:34	1997		Simmons, Stephen, 21	WV	31:24:55	1997		Stern, Howie, 38	CA	31:10:06	2008	
Sakurai, Hiroe, 33	JPN	30:56:06	1998	Ram's Hd	Simmons, Stephen, 22	WV	30:48:39	1998		Stevenson, Jeff, 48	CA	27:40:21	1994	
Sakurai, Hiroe, 35	JPN	28:10:37	2000		Sisler, Grant, 30	CA	25:37:11	2007	2SR	Stevenson, Jeff, 49	CA	31:04:48	1995	
Sakurai, Kaname, 34	JPN	23:41:16	1998	Ram's Hd	Slater, Jack, 39	CA	21:59:00	1986		Stevenson, Jeff, 50	CA	29:35:45	1996	
Sakurai, Kaname, 35	JPN	20:15:27	2000	Cougar	Slater, Jack, 40	CA	23:54:25	1987		Stevenson, Jeff, 51	CA	31:36:01	1997	
Salinger, Andrew, 36	CA	29:41:06	2004		Slater, Jack, 41	CA	21:40:05	1988		Stevenson, Jeff, 59	CA	31:09:24	2005	
Salmonson, PJ, 43	HI	32:03:53	1990		Slater, Jack, 42	CA	21:20:17	1989		Stewart, Patrick, 35	CA	25:31:03	1997	
Samuelson, Mark, 39	CA	27:18:05	1992		Slater, Jack, 43	CA	21:45:14	1990		Stofko, Paul, 24	AZ	31:16:16	2000	
Sanchez, Juan, 38	CA	23:45:23	2007		Slater, Jack, 44	CA	23:51:26	1991		Stolen, Ernest, 58	AK	31:29:08	2007	
Sanchez, Juan, 39	CA	23:16:06	2008		Slater, Jack, 45	CA	23:53:18	1992		Strom, John, 45	NY	32:02:13	1987	



Grant Sisler, 2007



Manuel Garcia, 2003



Carmela Layson, 2008

Strom, John, 49	NY	31:36:55	1989	
Su, Jeffery, 41	CA	32:37:18	2004	
Su, Jeffery, 43	CA	32:45:26	2006	
Sublett, Bill, 43	VA	31:31:24	2000	
Sullivan, Scott, 39	CA	32:06:10	1998	
Sullivan, Scott, 40	CA	31:13:32	1999	
Sullivan, Scott, 41	CA	31:26:49	2000	
Sullivan, Scott, 42	CA	29:14:12	2001	
Sullivan, Scott, 44	CA	31:22:24	2003	
Sullivan, Scott, 45	CA	32:14:24	2004	
Sullivan, Scott, 46	CA	31:07:36	2005	
Sullivan, Scott, 47	CA	30:47:33	2006	
Sullivan, Scott, 48	CA	30:04:47	2007	
Sullivan, Scott, 49	CA	31:17:06	2008	
Sundermeier, Ronda, 34	OR	31:59:36	2001	
Sundermeier, Ronda, 37	OR	26:06:12	2004	Cougar
Surdyk, John,	IL	29:10:51	1987	
Suter, Michael, 48	CA	29:11:44	1995	
Suter, Michael, 50	CA	27:59:22	1997	
Sutton, Dale, 46	CA	26:27:00	1986	
Sutton, Dale, 47	CA	24:44:30	1987	
Sutton, Dale, 56	CA	29:05:24	1995	
Swan, Jeff, 30	CA	31:53:21	2007	
Swanson, Grant, 56	CA	31:45:06	2008	
Swatt, Martha, 33	WY	25:06:00	1995	
Sybrowsky, Brandon, 22	UT	25:44:42	1993	
Szarfinski, Joan, 53	CA	30:04:00	1992	
Szekeresh, Bob, 46	CA	31:14:14	1993	
Szekeresh, Bob, 50	CA	31:30:19	1997	
T				
Takahashi, Kaoru, 32	NY	29:13:13	1999	
Tanaka, Mark, 43	CA	23:54:24	2010	
Tanimoto, Herb, 45	CA	29:59:34	1994	
Tannehill, Kenneth, 45	CA	31:20:30	2006	
Tanzer, Herb, 38	CA	23:51:02	1990	
Tavernini, Robert, 33	TX	30:49:39	2000	W4, LGR6
Taylor, Dana, 33	CA	22:29:28	1994	
Taylor, Doug, 47	NJ	29:31:34	1990	
Teal, Brent, 33	CA	23:34:08	2007	
Teal, Brent, 34	CA	23:23:06	2008	
Teal, Steve, 38	CA	30:52:36	2003	
Teichert, Jurgen, 32	GER	29:11:18	2000	
Tennison, Joseph, 25	CA	28:48:10	2006	
Tennison, Joseph, 26	CA	29:19:17	2007	
Thibeault, Gene, 49	CA	24:32:14	1995	
Thibeault, Suzi, 42	CA	31:12:28	1989	W4
Thomas, Michael, 33	CO	29:28:54	1995	
Thomas, Michael, 35	CO	29:21:40	1997	
Thomas, Robert, 37	CA	29:10:35	1993	
Thomas, Tracy, 38	CA	32:04:45	1999	
Thomas, Tracy, 39	CA	29:21:57	2000	
Thompson, Jeff, 38	CA	28:38:08	1989	
Thompson, Jeff, 39	CA	23:29:54	1990	
Thornley, Chris, 37	AZ	29:32:13	2007	
Thornley, Chris, 38	AZ	31:45:12	2008	
Thornley, Craig, 39	OR	22:31:18	2003	
Thornley, Craig, 42	OR	33:21:28	2006	
Timmermans, Lambert, 41	CA	30:38:06	2008	
Tincher, Jeffrey, 37	IN	31:28:12	1993	
Tinker, Nancy, 35	CA	27:09:17	1989	
Tinker, Nancy, 40	CA	25:44:48	1991	
Tinker, Nancy, 42	CA	26:17:59	1993	
Torrence, Ian, 25	NV	20:40:37	1997	

Torrence, Ian, 26	NV	20:52:21	1998	
Torrence, Ian, 27	NV	20:26:19	1999	10Pt Buck
Torrence, Ian, 31	NV	23:41:12	2004	
Torres, Carlos, 20	MEX	21:47:24	2005	Ram's Hd
Trafecanty, Denis, 53	CA	23:37:09	1996	
Trafecanty, Denis, 54	CA	24:52:48	1997	Buffalo
Trafecanty, Denis, 58	CA	25:58:18	2001	
Trafecanty, Denis, 60	CA	26:45:12	2003	
Trahern, Eugene, 36	WA	30:39:50	1999	
Trahern, Eugene, 42	OR	31:47:36	2005	
Treder, Julie, 34	WI	29:46:36	2010	
Treister, Diana, 41	CA	32:19:24	2010	
Trevino, Mike, 25	CA	25:36:37	2000	
Triquant, Richard, 37	CA	31:48:00	2010	
Tucker, Donald, 32	UT	25:16:14	1989	
Tufts, Dick, 45	CA	29:19:35	1989	
Tufts, Richard, 42	CA	29:55:00	1986	
Tufts, Richard, 43	CA	28:30:24	1987	
Tuller, Robert, 26	CA	32:11:55	1990	
Tuller, Robert, 31	NY	30:50:36	1995	
Tuller, Robert, 35	NY	29:55:36	1999	W4, LGR6
Turner, David, 30	CA	32:12:46	1991	
Turner, David, 33	CA	27:25:31	1994	
Turon, Michael, 51	CA	30:56:24	1998	
Turon, Michael, 52	CA	31:03:00	1999	
UV				
U'Ren, Jim, 35	CA	29:00:22	1988	
Uher, Will, 53	CA	30:26:09	1999	
Ulloa, Bob, 45	CA	29:10:42	1994	
Ulloa, Bob, 47	CA	26:48:33	1996	
Ulloa, Bob, 48	CA	30:36:26	1997	
Ulloa, Bob, 50	CA	30:58:58	1999	
Ulloa, Bob, 51	CA	27:07:07	2000	
Ulloa, Bob, 52	CA	31:34:24	2001	
Ulrich, Marshall, 38	CO	22:22:14	1989	LGR6
Urioste, Joanne, 46	NV	28:06:51	1994	
Urioste, Joanne, 43	NV	27:22:40	1995	Rhino
Urioste, Joanne, 44	NV	29:39:27	1996	
Utakis, Donna, 42	MA	27:04:30	2010	Rhino
Val Verde, Al, 39	CA	25:58:11	1997	
Val Verde, Al, 40	CA	21:06:09	1998	Rhino
Val Verde, Al, 42	CA	23:24:32	2000	
Valdez, Arturo, 44	CA	28:55:06	2008	
Valdez, Arturo, 47	CA	27:33:12	2010	
Valinsky-Fillipow, Amelia, 38	CA	28:40:31	2007	
Van Buren, Roy, 46	MA	32:29:24	2008	
Van Buren, Roy, 48	MA	32:22:24	2010	
Van Hoorne, Rick,	CA	31:52:43	1987	
Van Wicklin, David, 51	CA	27:07:12	2003	
Vance, Fred, 39	CO	28:28:47	1991	
Vance, Fred, 43	CA	26:54:20	1995	
Vance, Fred, 44	CA	28:39:00	1996	
Vandenburg, Larry, 46	WA	25:34:42	2000	
Vander Stucken, Richard, 55	CA	28:27:23	1994	
Vaughan, Eric, 48	CA	27:44:06	2008	
Vavrin, Michael, 24	CA	32:13:30	1997	
Velasco, George, 40	CA	32:46:10	1993	LGR6
Velasco, George, 41	CA	29:40:04	1994	
Velasco, George, 42	CA	31:34:42	1995	
Velasco, George, 43	CA	29:25:52	1996	
Velasco, George, 44	CA	32:50:40	1997	
Velasco, George, 45	CA	31:31:46	1998	
Velasco, George, 46	CA	32:52:22	1999	

Velasco, George, 47	CA	32:42:03	2000	
Velasco, George, 54	CA	32:37:50	2007	
Villeneuve, Raymond, 38	CDN	25:52:30	1992	
Villeneuve, Raymond, 39	CDN	32:39:16	1993	
Vitale, Leslie, 42	CA	26:39:08	1995	
Volkenand, Rob, 58	OR	30:46:38	1989	W4
Volkenand, Robert, 57	OR	25:21:16	1988	
Voltaggio, Sam, 49	TX	31:53:25	2000	
W				
Waddell, Tom, 48	CA	27:56:07	1994	
Wade, Brooks, 51	AK	31:04:46	1996	
Walczak, Paul, 40	NC	29:31:10	1996	
Walczak, Paul, 43	VA	31:36:39	1999	
Waldsmith, Gary, 50	CA	31:52:29	1991	
Walther, Harald, 43	CA	28:37:18	2008	
Walz, Bill, 37	CA	28:06:54	2007	
Wang, Gary, 27	CA	28:10:20	1995	
Ward, Ken, 44	OR	30:54:12	2001	
Ward, Ken, 51	OR	27:24:12	2008	
Warner, Roy, 31	CA	32:50:30	1990	LGR6
Washburn, Jeff, 49	MA	32:34:18	1999	
Webster, Larry, 56	WA	26:35:55	1989	
Weigt, Tom, 44	MN	32:07:09	1996	
Weigt, Tom, 48	MN	32:20:13	2000	
Weingaertner, Roger, 50	CA	30:10:56	1997	
Weiss, Austin, 30	CO	29:39:04	1993	
Weiss, Chrissy, 43	CA	27:53:06	2004	
Weiss, Xy, 44	CA	31:47:36	2005	
Weiss, Xy, 45	CA	31:03:27	2006	
Weisshaar, Hans-Dieter, 59	GER	28:48:55	1999	Ram's Hd
Weisshaar, Hans-Dieter, 60	GER	29:53:37	2000	W4, LGR6
Weisshaar, Hans-Dieter, 65	GER	32:33:06	2005	
Weisshaar, Hans-Dieter, 66	GER	31:41:02	2006	Ram's Hd
Weisshaar, Hans-Dieter, 67	GER	30:34:45	2007	
Welch, Donald, 39	CA	25:10:21	2007	
Welch, Donald, 40	CA	27:07:18	2008	
Welch, Donald, 43	CA	27:25:18	2010	
Welch, Kathy, 39	CA	27:44:40	1992	
Welker, Max, 50	WA	30:47:28	1992	
Werth, Dennis, 49	CO	27:54:21	1991	
Werth, Donald, 47	CO	30:15:48	1989	
West, Ralph,	CA	23:02:04	1987	
Westergaard, Danny, 31	CA	23:29:32	1990	
Westergaard, Danny, 35	CA	27:36:03	1994	
Westergaard, Danny, 36	CA	29:35:17	1995	
Westergaard, Danny, 45	CA	28:17:18	2004	
Westergaard, Danny, 46	CA	27:42:30	2005	
Weston, Willard, 46	CA	29:55:06	2007	
Weston, Willard, 47	CA	28:22:06	2008	
Weston, Willard, 49	CA	28:47:36	2010	
Whaley, Jim, 41	CA	29:30:10	1988	
Whitaker, Tom, 32	CA	27:40:55	2007	
White, Micah, 37	CA	23:52:09	2000	
White, Micah, 38	CA	22:48:24	2001	
White, Micah, 41	CA	27:03:06	2004	
Whiting, Floyd, 51	NV	31:17:13	1992	W4, LGR5
Whyte, Pat, 41	CA	22:57:07	1989	
Wieneke, Mark, 54	CA	32:19:18	2005	
Wilde, Douglas, 39	CA	29:51:56	1992	
Wilis, Scott, 27	CA	29:43:16	1989	
Wilkie, Jose, 30	KY	30:38:57	1993	
Wilkie, Jose, 33	KY	28:33:20	1996	
Wilkie, Jose, 36	KY	30:29:44	1999	



John Liebeskind, 2007



Carol O'Hear, 2006



2007: Tommy Gallagher

Williams, Dan, 52	CA	23:14:30	2001
Williams, Dan, 54	CA	26:54:18	2003
Williams, Dan, 59	CA	30:09:01	2008
Williams, Don, 34	AZ	29:26:26	1999
Williams, Glen, 26	CA	32:02:24	1987
Williams, Glen, 28	CA	29:50:37	1989
Williams, Jamie, 45	CA	23:51:57	1994
Willis, Scott, 25	CA	31:52:07	1987
Willis, Scott, 26	CA	31:38:07	1988
Willis, Scott, 28	CA	30:53:57	1990
Willis, Scott, 29	CA	27:59:15	1991
Willis, Scott, 30	CA	30:38:37	1992
Willis, Scott, 33	CA	29:24:38	1995
Wilson, Daniel, 49	CO	31:40:46	2007
Winter, Ted,	CA	27:44:08	1987
Winter, Thomas, 39	CA	25:08:37	1987
Winter, Thomas, 42	CA	23:23:09	1990
Winter, Tom, 45	CA	22:54:40	1994
Winters, Ted, 48	CA	26:09:00	1986
Winton, Hal, 61	CA	30:12:32	1992
Wojno, Randy, 47	CO	28:08:43	2007
Wood, Blake, 37	NM	22:50:38	1995
Wood, Blake, 38	NM	23:36:16	1996

W4, LGR5

Wood, Blake, 52	NM	29:23:12	2010
Wood, Heather, 24	NM	29:23:12	2010
Wood, Jeannie, 35	CA	31:56:00	1986
Wood, Mark, 44	WI	32:04:16	2000
Woods, Doug, 45	CA	28:14:30	
Worswick, Jonathan, 34	CA	21:27:32	1997
Wright, Gary, 37	WA	32:52:46	1988
Wright, Gary, 39	WA	31:05:01	1990
Wright, Gary, 41	WA	32:18:35	1992
Wright, Gary, 43	WA	29:57:37	1994
Wright, Gary, 44	WA	31:11:57	1995
Wright, Gary, 46	WA	32:27:34	1997
Wright, Gary, 47	WA	32:00:03	1998
Wright, Gary, 49	WA	32:36:43	2000
Wright, Phil, 46	CA	29:54:19	1990
Wright, Phil, 47	CA	30:13:33	1991
Wright, Phil, 48	CA	31:11:03	1992
Wright, Phil, 55	CA	31:54:10	1999
Wu, Julie, 29	CA	30:40:12	2003

YZ

Yates, Carl, 64	CA	32:08:30	1991
Yates, Carl, 67	CA	30:59:08	1994
Young, J. R., 44	CA	32:21:03	2003
Young, Wendy, 47	CA	32:00:24	2003
Young, Wendy, 50	CA	32:33:35	2006
Zaayer, Todd, 26	CA	29:11:11	1988
Zagnoli, Lora, 38	CA	32:18:23	2000
Zalokar, Fred, 29	NV	28:59:14	1989
Zamudio Jr., Victor, 33	GA	32:26:24	2008
Zatorski, Jerry, 42	CA	29:46:36	2005
Zicker, Gary, 40	NV	32:35:12	1991
Zicker, Gary, 45	NV	32:14:54	1996
Zicker, Gary, 46	NV	28:50:02	1997
Zimmerman, Ross, 39	AZ	32:44:42	1992
Zirbel, Glen, 59	CA	32:18:44	1990
Zwarkowski, Cheryl, 51	CA	28:52:06	2010
Zychowski, Stan, 43	CA	32:04:04	1991
Zychowski, Stan, 44	CA	32:12:35	1992
Zychowski, Stan, 46	CA	31:48:07	1994
Zychowski, Stan, 48	WY	32:01:17	1996
Zychowski, Stan, 52	CO	31:39:11	2000

LGR5



Idle Hour Trail, before repair. Idle Hour trail work, summer 2010. photo by Hal Winton

The 23rd Annual Angeles Crest 100 rose out of the ashes of the Station Fire. Last September's Station Fire burned 40% of the Angeles National Forest in one of the largest forest fires in Los Angeles County's history. It was followed by record winter rains creating large run off in the burn areas where most of vegetation that would have held the runoff was gone. After the soil dried out and stabilized, the Forest Service began plowing the fire roads and access roads so the volunteers could drive through the burn area to begin clearing the trails.

Gradually, we repaired the most damaged trails: El Prieto, Silver Moccasin, PCT from Three Points and the Idlehour Trail where

we had a large washed out ravine, which we rebuilt using steel posts, fence and wire netting. Without the hard work done by 122 AC100 Trail Maintenance Volunteers the race would not have happened.

District Ranger Mike McIntyre agreed to give us our Special Use Permit for this year's race through 15 miles of the Station Fire burn area (still closed to the public) because of the hard work performed by 122 AC100 trail maintenance volunteers. If the AC100 volunteers did not clear the 15 miles of trails through the burn area, the Forest Service would not have given us our Special Use Permit to put on this year's race.

Those not close to the race had a hard

time believing that we could pull off this year's race. There were rumors that the race would be cancelled. However patience and hard work paid off in the end. In the closing days before race weekend, the USFS became more optimistic (because AC100 volunteers cleared the 15 mile section) and signed our Special Use Permit two days before race weekend. The temperature dropped dramatically two days prior to race weekend. In fact, we had thundershowers two days before the race dropping the temperature further.

A new army of mostly new faces every work party. Besides the BSA older guy Rich Hoesley who directed the building of



Idle Hour Trail, after repair. Idle Hour trail work, summer 2010. Photos by Hal Winton

the containment (fence posts and welded wire and mesh) wall for us (BTW, this will not burn up like the Sutter Walls {so recommended by the FS} around Strawberry Pk which will be a long time getting replaced, FS budget slashed 50% this year.) Gary can't do his Mt Disappointment 50 miler because of that.

Scott Mills, SD100 RD is on the left in the hole with BSA leader Rich Hoesley etc and in the large group pic in back line Dave Cambell is 2nd from left side in blue , 4th from left is Scott Mills and Elijah Liao is top middle in white shirt and grey hat with BSA leader Rich Hosely 3rd from right side. Too many new people to know

all their names. The gals listed on my sign in sheet are Kate Martini Freeman, Kelley Puckett, Sarah Ullrich, Shannon Hurt and Keira Henninger(not in pic). We had 36 volunteers that day repairing the wash-out and fixing the badly damaged tread and doing brushing where not burned off from the Sam Merrill ckpoint over to and down to the stream xing in the easterly direction twds Idlehour ckpoint.

To give you an idea of how we pulled it off.The trail work locations and attendance are as follows for 2010.

35 volunteers at El Prieto (a disaster, Howard Okamoto did not think we could fix it), but runners are tough animals.

31 volunteers at Silver Moccasin (Charlton Rd to Shortcut check point)

20 volunteers at Three Points to Sulfur Springs

36 volunteers at West end Idlehour washout and tread repair/brushing and some on Sunset Trail.

They all worked very hard.this year to have a race (it paid off).


Totals: 122 trail workers (some repeats, some not entered)



Group portrait at Shortcut Saddle. AC100 Trail volunteers, between Charlton Flats and Shortcut Saddle in the burned-over Angeles Crest of the San Gabriel Mountains. April 16, 2011. In this photo in random order, by no means complete: Adaberto Mendoza, Maggie Beach, Ruperto Romero, Jorge Pacheco, Benjamin Gaetos, George Puente Velasco, Dina Aman, Howie Stern, Eric F. Kajiwaru, Ted Liao, Jack Cheng, Mieko Morita, Keith Swiatkowski, Dominic Grossman, Marisol Martinez, Diana Treister, Vinnie Torres, Andrew Beauchamp, Dan Lehnberg, Hal Winton, and Andrew Foote. Thanks to Diana Triester for helping tag this image on the AC100 Facebook page.



Jorge Pacheco and Thomas Crawford.

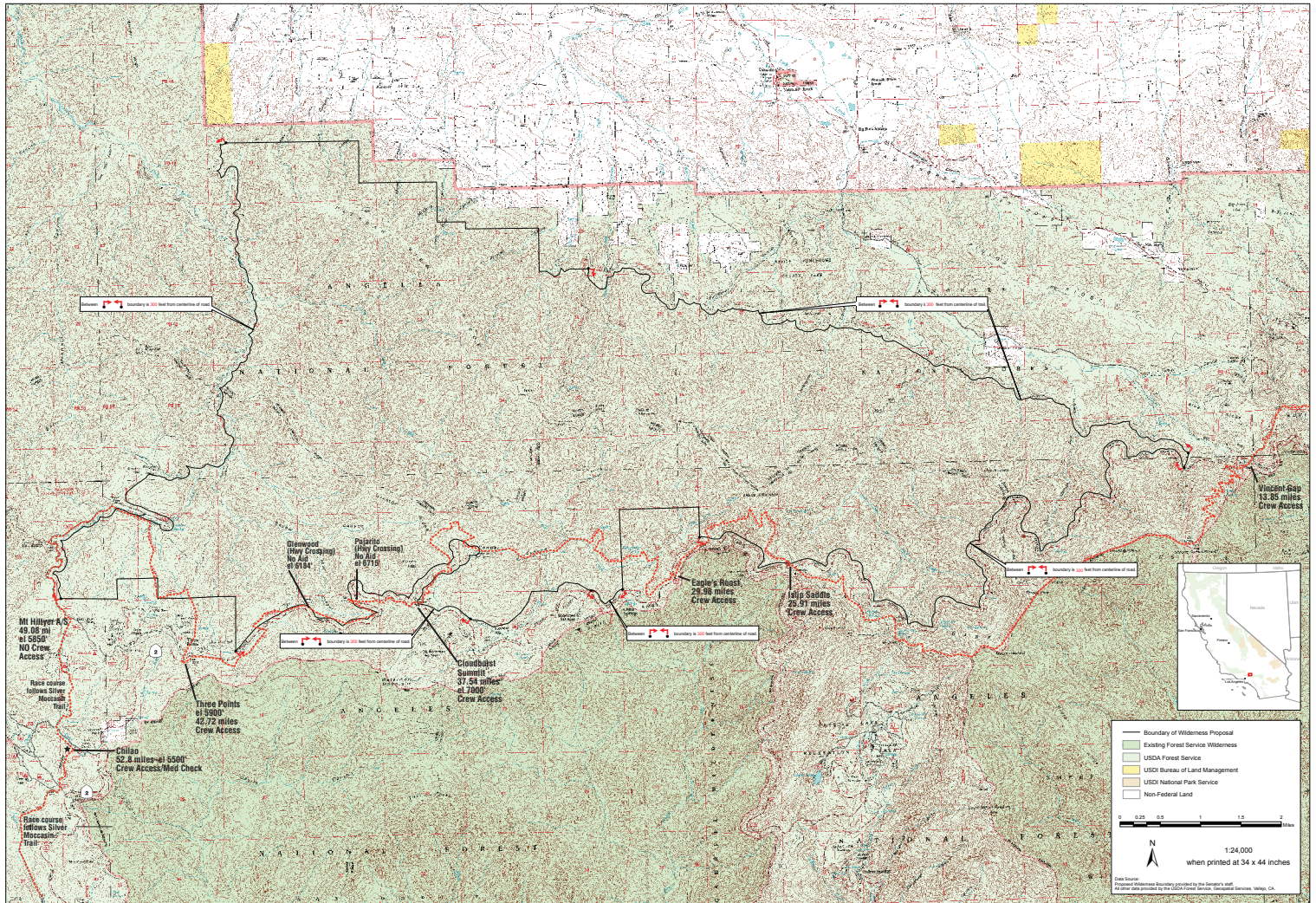


Maggie Beach

11. The AC100 and the Pleasant View Ridge Wilderness Problem

Angeles Crest 100-Mile Endurance Run
Route From Mt Baden-Powell to Chilao Flats
with approaches to Shortcut Saddle

Pleasant View Ridge Proposed Wilderness
Angeles National Forest
This map prepared at the request of Senator Boxer, December 16, 2008



Map showing Wilderness designation, and AC100 Race course. February, 2011

The AC100 was facing two access problems in recent years. First, the closure of the Pacific Crest Trail (PCT) in Cooper Canyon due to the Yellow Legged Mountain Frog critical habitat study (2007), and the recent designation of the Pleasant View Ridge (PVR) Wilderness in 2009.

The Angeles National Forest (ANF) US Forest Service (USFS) Wilderness Manager let us know that the FS rules for the Pleasant View Wilderness would exclude the AC100 run from passing through the demarcated area.

We now have wilderness on both sides of Hwy 2. We went to work on a solution to this problem immediately. A way was needed to keep our run course on the PCT on less than 10 miles of the wilderness, extending from from Islip Saddle (26 miles) to Sulfur Springs camp (46 miles).

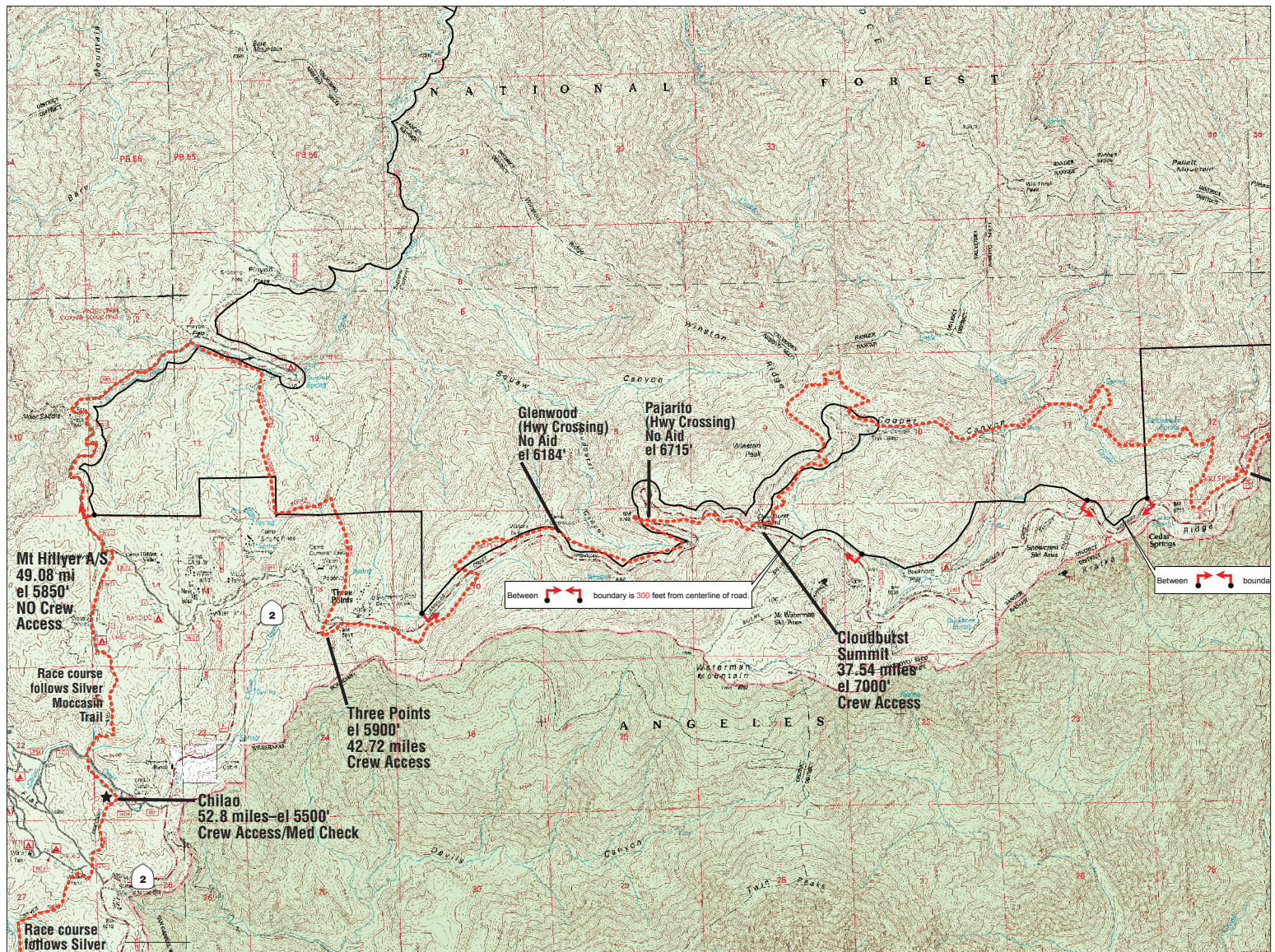
We remembered that the Western States Endurance Run/Tevis Cup Ride had a similar problem with the Granite Chief Wilderness Area in 1984, which affected four miles of the

WSER100 course.

To illustrate the scope of the situation, To quote Bryon Powell, writing in "Racing and Politics: Trail running races in Wilderness Areas" (Running Times Magazine/December 2009)

In the U.S., wilderness areas are federal lands administered under the Wilderness Act of 1964 that are managed more conservatively than other federal lands. Such areas can be independent of other federal designations or be a portion of another federal land designation such as a national park, national monument, national forest, etc. There is no single agency that governs wilderness areas. Rather, agencies such as the National Park Service (NPS), Bureau of Land Management, Fish and Wildlife Service, and U.S. Forest Service oversee these lands.

The Wilderness Act severely restricts the use of designated lands, barring "commercial enterprises," permanent roads, and except as needed for the administration of the land, all temporary roads, the use of motor vehicles, motorized equipment, or mechanical transport, and any structure or installation within the area. It also provides guidance as to how the federal agencies should administer them: "These [wilderness areas] shall be administered for the use and enjoyment of the American people in such manner as will leave them unimpaired for future use and enjoyment as wilderness, and so as to provide for the protection of these areas, [and] the preservation of their wilderness character." According to Rossmann, who is also a land-use attorney, while the NPS was originally



Detail of Map showing Wilderness designation, and AC100 Race course. February, 2011

flexible about allowing trail races to pass through wilderness areas, the Forest Service barred organized activities on the basis that solitude was an integral part of the wilderness experience. This stance of the Forest Service struck at the heart of American ultrarunning when the California Wilderness Act of 1984 created the Granite Chief Wilderness Area, an area that included four miles of the Western States 100 course.

This led us to attorney Tony Rossman (Land and Water), ultrarunner and long time trail advocate. Rossman was willing to write language for our AC100 Run alongside the WSER text for a congressional bill.

Rossman also recommended that we get support from Congressman Buck McKeon (R-Santa Clarita), the author/sponsor of the original bill. McKeon and Bob Haueter, his chief of staff, drafted the original PVR Wilderness

Heritage bill, which was rolled into Senator Boxer's 2009 Omnibus Wilderness bill. In conversation Bob was fully supportive of the AC100, as long as Senator Boxer's people were agreeable.

Tony Rossman sent our large detailed colored map, showing clearly the PCT/AC100 course in the PVR Wilderness along its southern boundary, to Senator Boxer's office. This map was forwarded to Boxer's California Director Tom Bohigian in Fresno for him to resolve. After Tom got up to speed we talked and he was also fully supportive of our cause. He is also looking into a simpler way by an administrative solution to the matter.

We've kept our the Los Angeles River Ranger District (LARRD) Ranger Mike McIntyre (who issues our special use permit for the run) informed all along the way. He agrees with what we are doing, and that we have good reason to believe that the AC100 will be allowed to use the

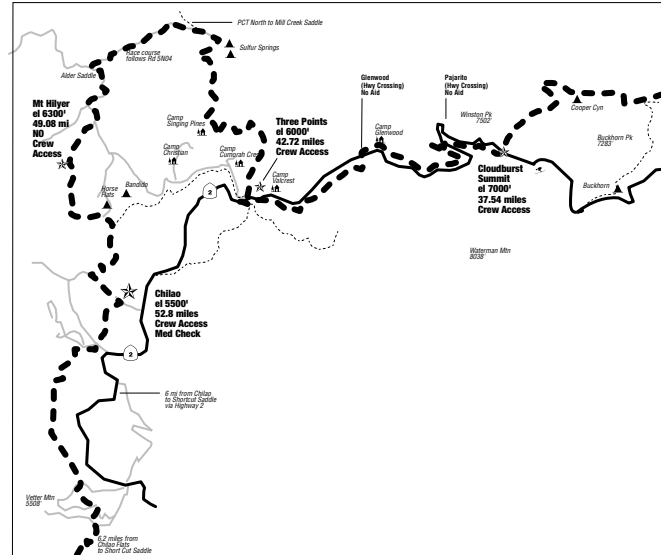
PCT/AC100 course in the PVR Wilderness, as we have since 1986.

The AC100 run and organization is now 25 years old, with hundreds of volunteers of all kinds and skills on race weekend. The AC100 Run also brings dollars into our local communities for transportation systems, lodging and supplies. AC100 runners/volunteers/trail workers help maintain the forest trails (~1,000 hrs/yr on our run course alone), which is a huge plus with the USFS.

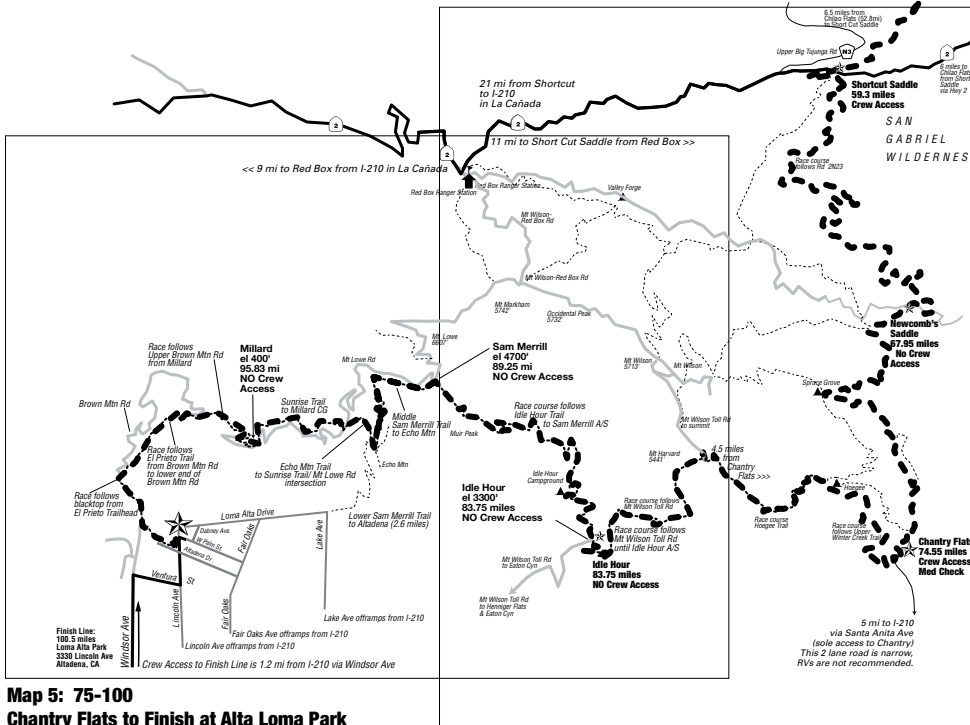
In summary: the Run has become a recognized and valued contribution to recreation and the economies on the Angeles Crest, and in foothill communities of the San Gabriel Mountains in the Angeles National Forest. We are working hard at all levels to continue the AC100 run as it has been in the forest since 1986, and into the future years.

12. Course Maps

Race Course Overview Map




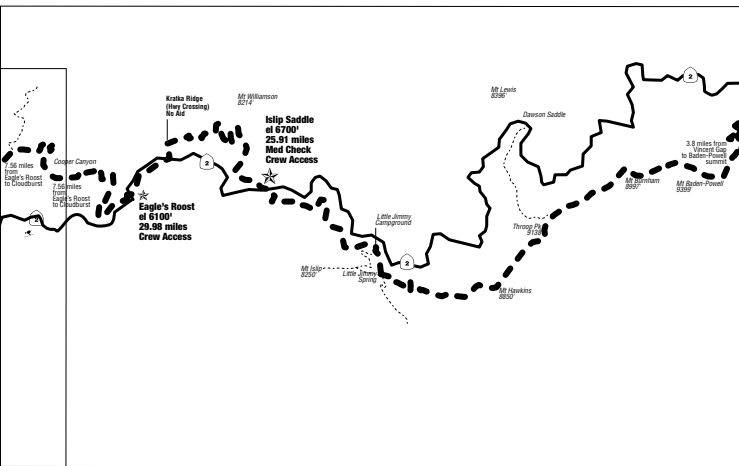
**Map 3: Mile 30-52
Eagle's Roost to Chilao**



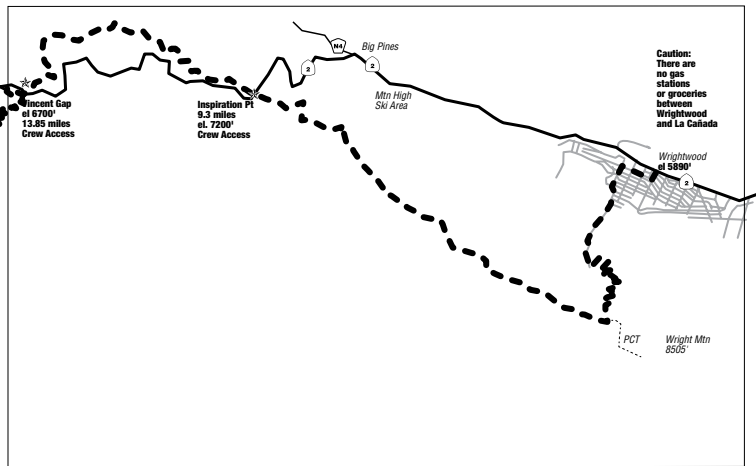
**Map 4: Mile 59-75
Shortcut Saddle to Chantry Flats**

**Map 5: 75-100
Chantry Flats to Finish at Alta Loma Park**


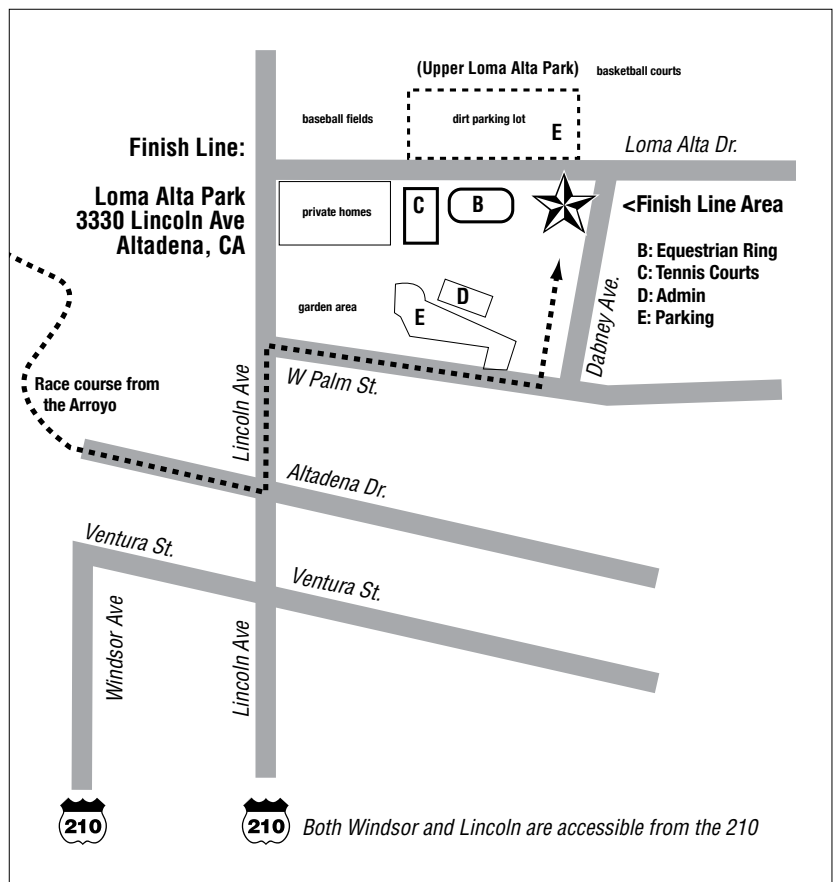




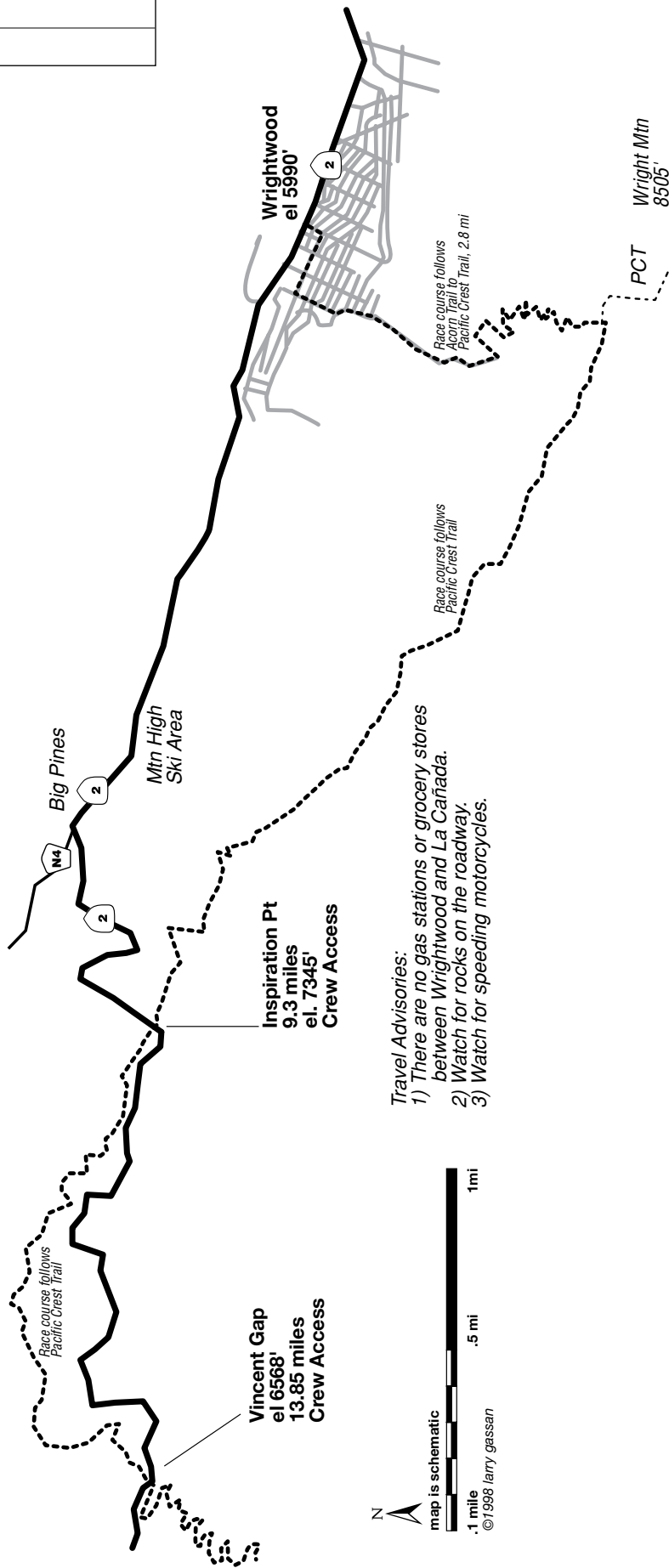
**Map 2: Mile 14-30
Vincent Gap to Eagle's Roost**



**Map 1: Mile 0-14
Wrightwood to Vincent Gap**

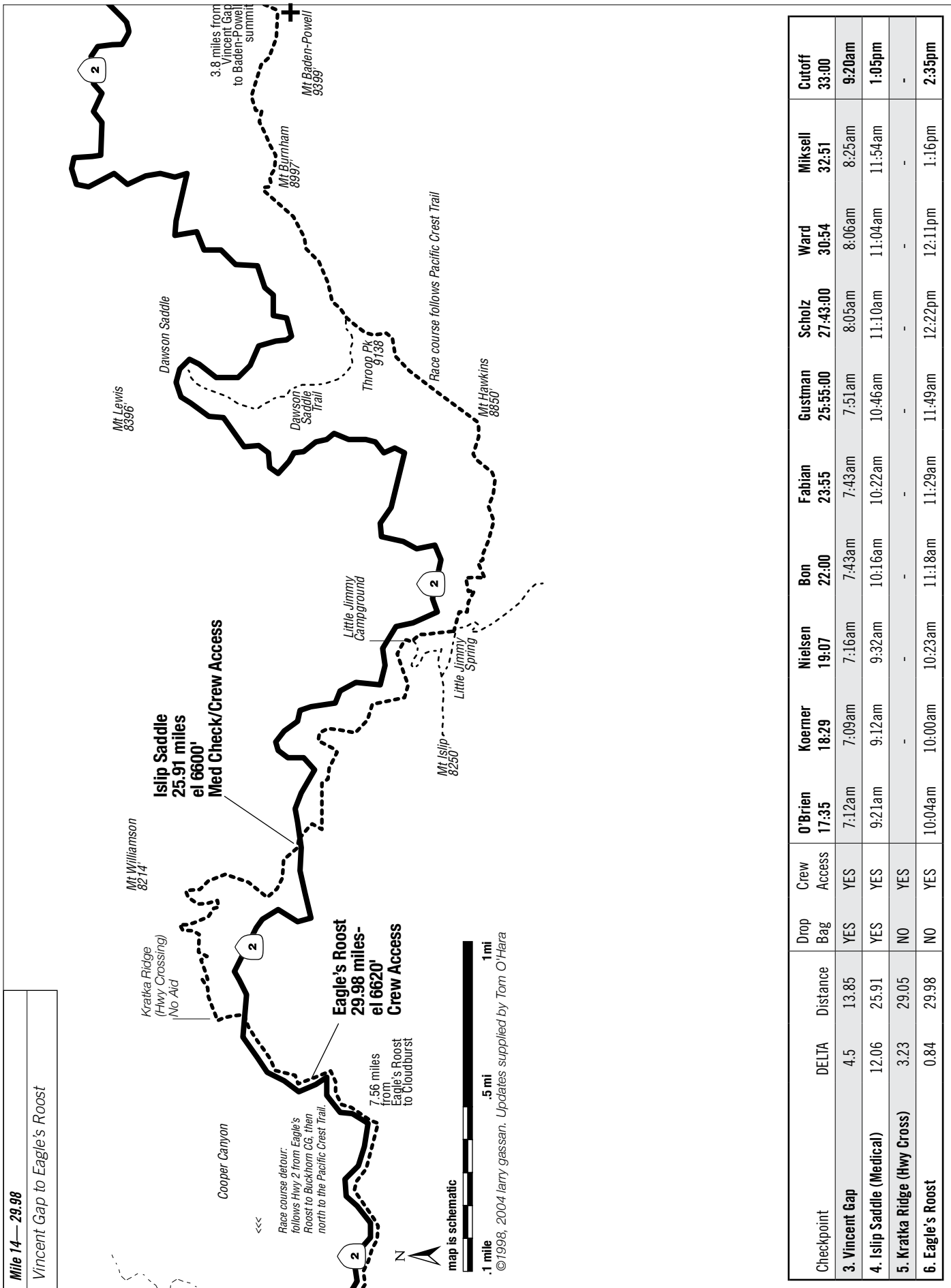


Mile 0— 13.85
Start to Vincent Gap



Travel Advisories:
 1) There are no gas stations or grocery stores between Wrightwood and La Cañada.
 2) Watch for rocks on the roadway.
 3) Watch for speeding motorcycles.

Checkpoint	DELTA	Distance	Drop Bag	Crew Access	O'Brien	Koerner	Nielsen	Bon	Fabian	Gustman	Scholz	Ward	Miksell	Cutoff
1. Wrightwood	0		NO	YES	17:35	18:29	19:07	22:00	23:55	25:55:00	27:43:00	30:54	32:51	33:00
2. Inspiration Point	9.3	9.3	NO	YES	6:33am	6:33am	6:41am	6:55am	6:57am	7:03am	7:10am	7:14am	7:24am	8:15am
3. Vincent Gap	4.5	13.85	YES	YES	7:12am	7:09am	7:16am	7:43am	7:43am	7:51am	8:05am	8:06am	8:25am	9:20am

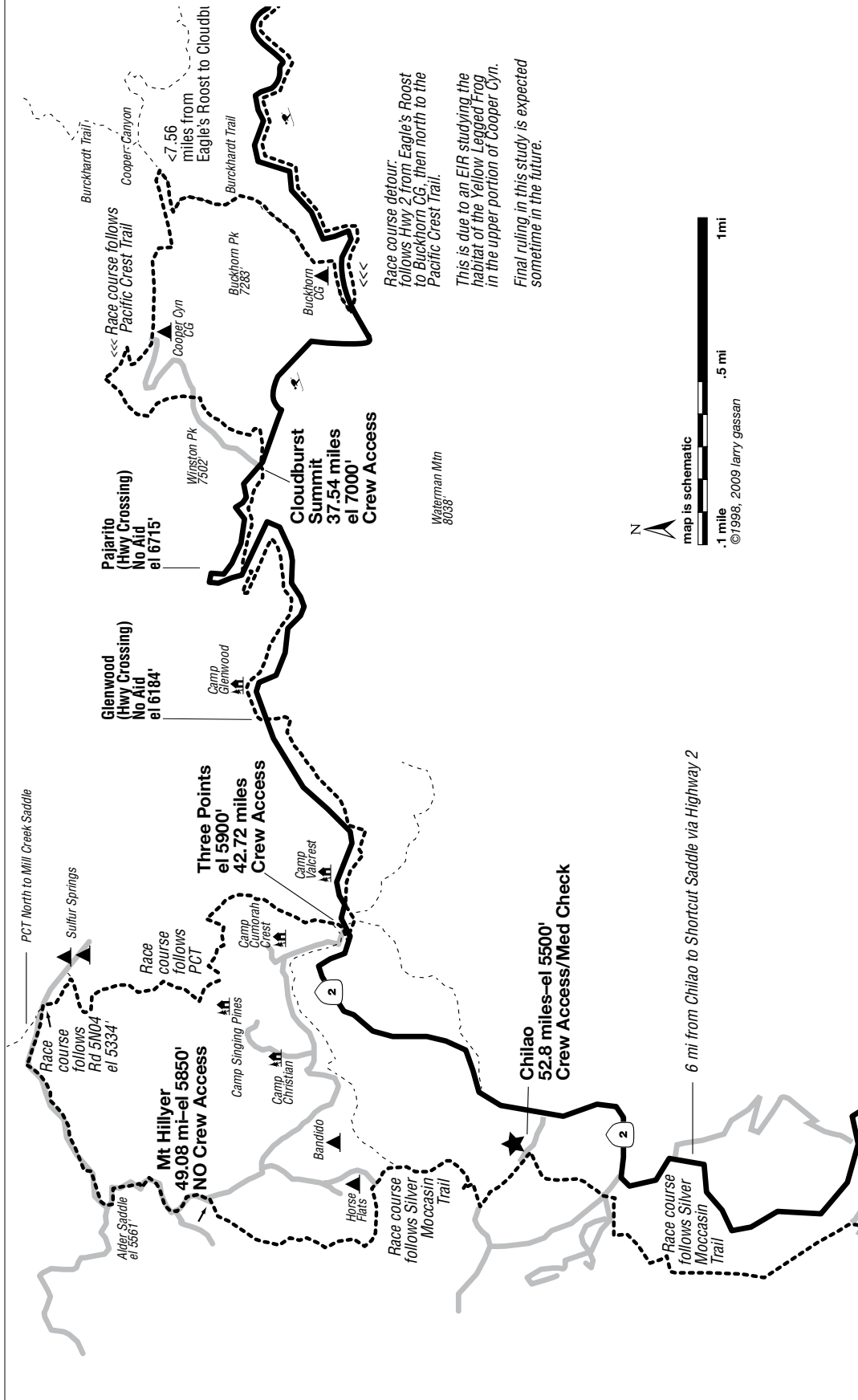


Mile 14—29.98
 Vincent Gap to Eagle's Roost

Checkpoint	DELTA	Distance	Drop Bag	Crew Access	O'Brien	Koerner	Nielsen	Bon	Fabian	Gustman	Scholz	Ward	Miksell	Cutoff
3. Vincent Gap	4.5	13.85	YES	YES	7:12am	7:09am	7:16am	7:43am	7:43am	7:51am	8:05am	8:06am	8:25am	9:20am
4. Islip Saddle (Medical)	12.06	25.91	YES	YES	9:21am	9:12am	9:32am	10:16am	10:22am	10:46am	11:10am	11:04am	11:54am	1:05pm
5. Kratka Ridge (Hwy Cross)	3.23	29.05	NO	YES	-	-	-	-	-	-	-	-	-	-
6. Eagle's Roost	0.84	29.98	NO	YES	10:04am	10:00am	10:23am	11:18am	11:29am	11:49am	12:22pm	12:11pm	1:16pm	2:35pm

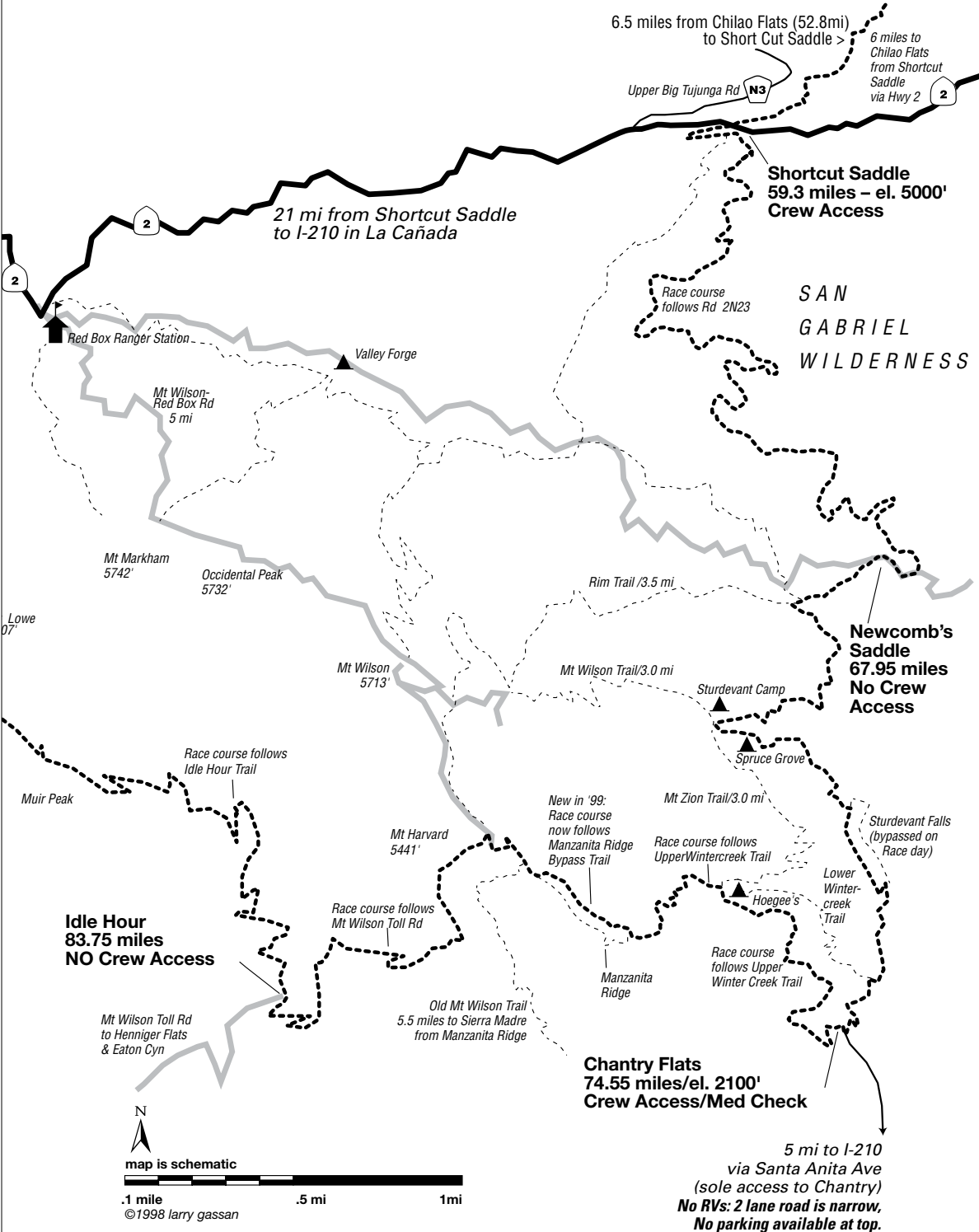
Mile 29.98 — 52.8

Eagle's Roost to Chilao



Checkpoint	DELTA	Distance	Drop Bag	Crew Access	O'Brien	Koerner	Nielsen	Bon	Fabian	Gustman	Scholz	Ward	Miksell	Cutoff
7. Cloudburst Summit	7.56	37.54	YES	YES	11:12am	11:20am	11:55	12:57pm	1:19pm	1:39pm	2:25pm	2:11pm	3:46pm	4:30pm
8. Pajarito (Hwy Cross)	0.83	38.37	NO	YES	-	-	-	-	-	-	-	-	-	-
9. Glenwood (Hwy Cross)	2.06	40.4	NO	YES	-	-	-	-	-	-	-	-	-	-
10. Three Points	2.29	42.72	YES	YES	11:52am	12:05pm	12:41pm	1:56pm	2:23pm	2:33pm	3:38pm	3:20pm	5:32pm	6:00pm
11. Mt Hillyer	6.36	49.08	YES	NO	12:50pm	1:06pm	13:51pm	3:17pm	3:44pm	4:01pm	5:02pm	4:53pm	7:17pm	8:00pm
12. Chilao (Medical)	3.72	52.8	YES	YES	1:30pm	1:48pm	2:33pm	4:04pm	4:38pm	4:58pm	5:58pm	6:09pm	8:48pm	9:10pm

Mile 59.3 — 83.75
 Shortcut Saddle to Idle Hour



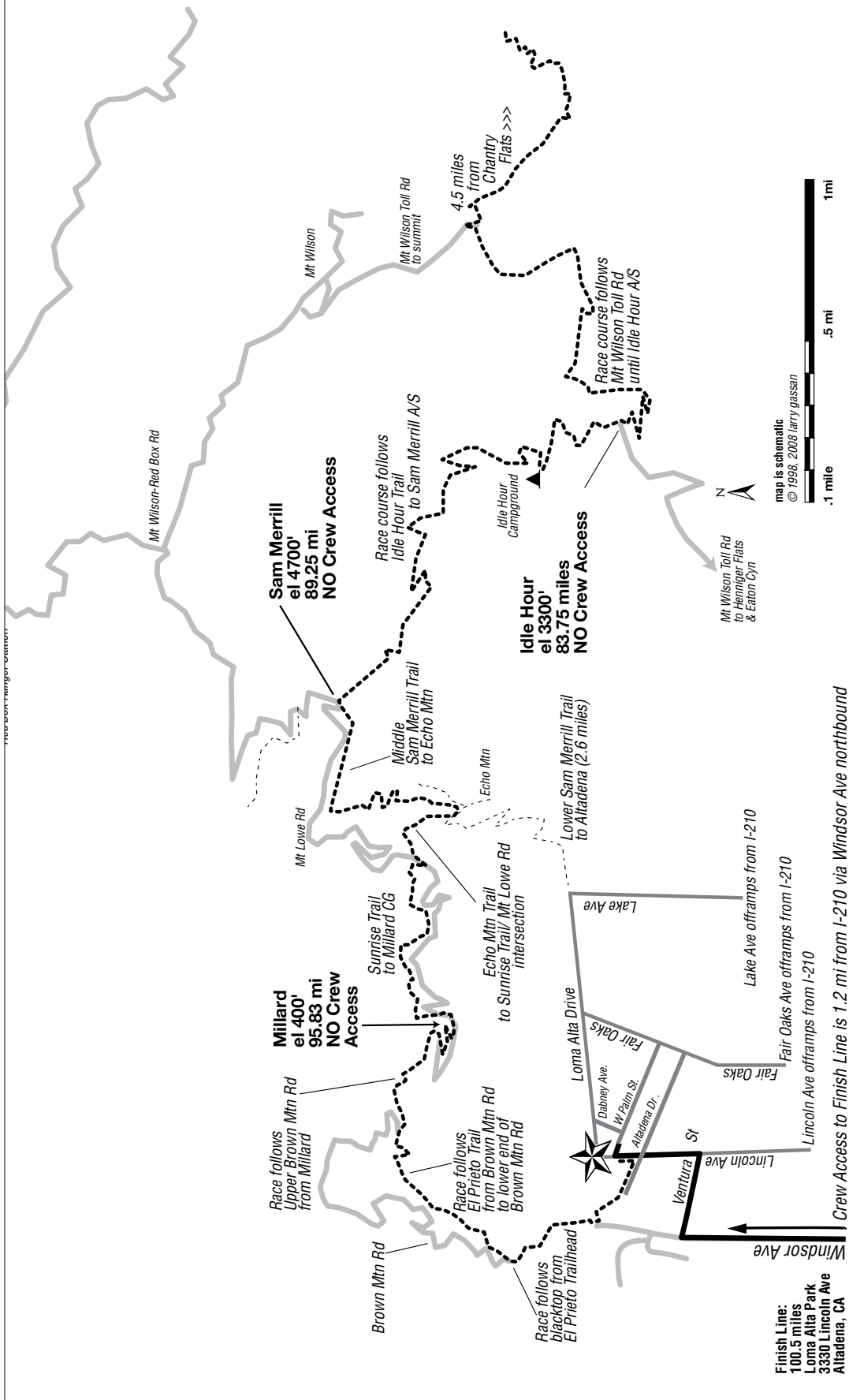
Checkpoint	DELTA	Distance	Drop Bag	Crew Access	O'Brien	Koerner	Nielsen	Bon	Fabian	Gustman	Scholz	Ward	Miksell	Cutoff
13. Shortcut Saddle	6.5	59.3	NO	YES	17:35	18:29	19:07	22:00	23:55	25:55:00	27:43:00	30:54	32:51	33:00
14. Newcomb's Saddle	8.65	67.95	YES	NO	2:34pm	4:43pm	5:29pm	7:11pm	7:53pm	8:52pm	10:15pm	10:47pm	1:47pm	3:00am
15. Chantry Flats (Medical)	6.6	74.55	YES	YES	4:59pm	6:02pm	6:40pm	8:35pm	9:55pm	10:48pm	12:18am	2:13am	4:40am	5:25am

Chantry Flats
 74.55 miles/el. 2100'
 Crew Access/Med Check

5 mi to I-210
 via Santa Anita Ave
 (sole access to Chantry)
 No RVs: 2 lane road is narrow,
 No parking available at top.

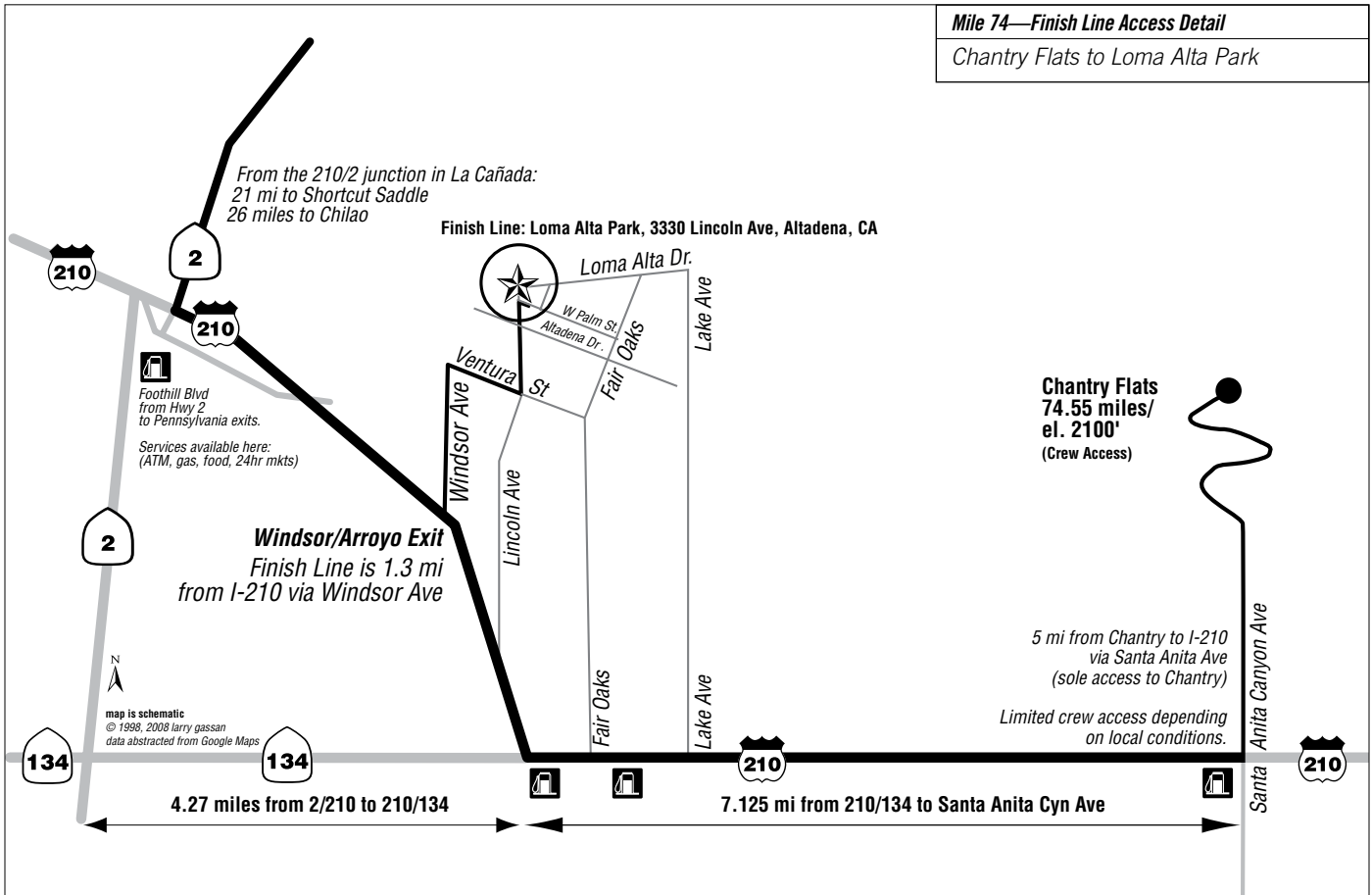
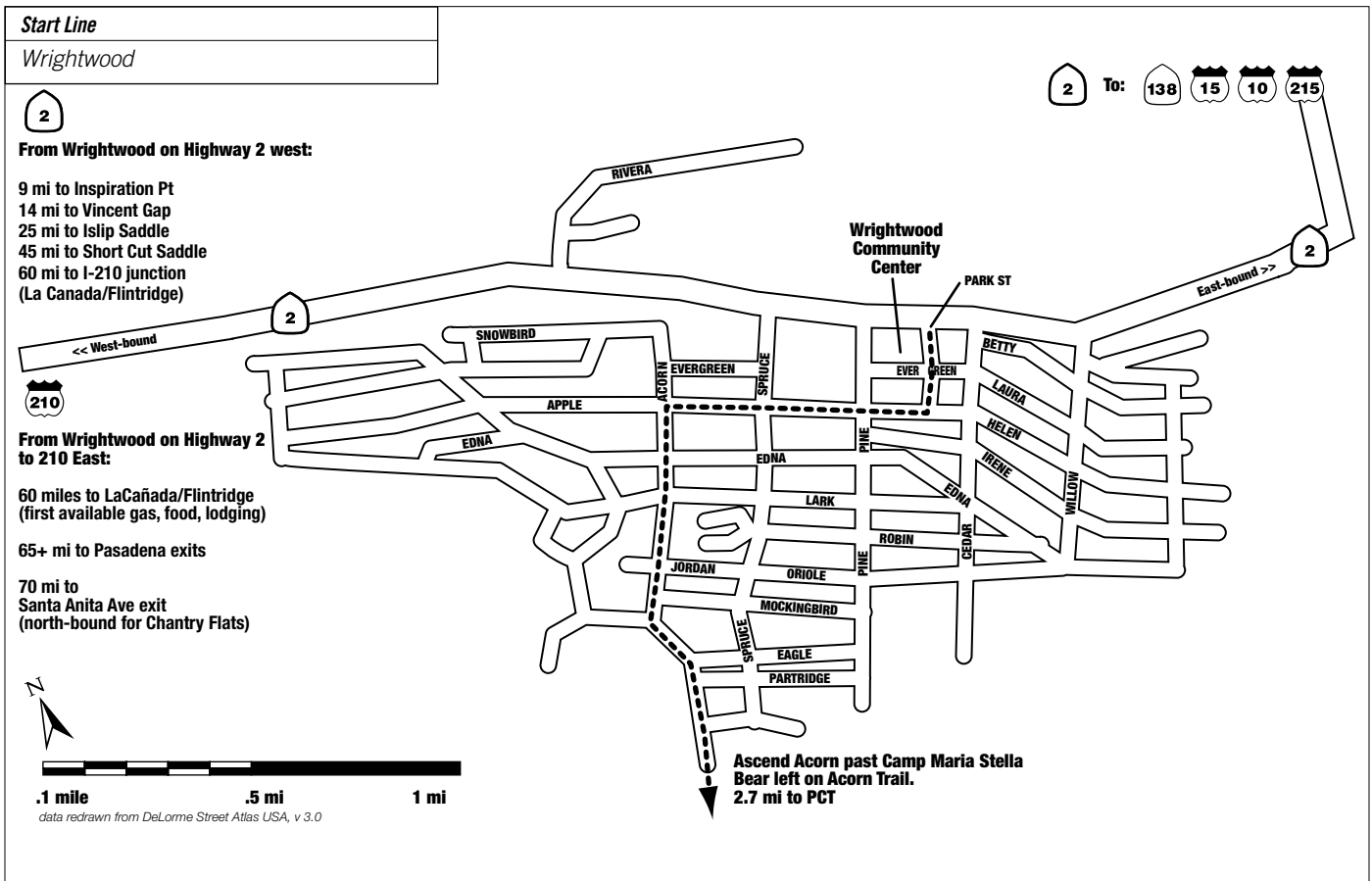
Mile 83.75—100

Idle Hour to Loma Alta Park (Finish)



Checkpoint	DELTA	Distance	Drop Bag	Crew Access	O'Brien	Koerner	Nielsen	Bon	Fabian	Gustman	Scholz	Ward	Miksell	Cutoff
15. Chantry Flats (Medical)	6.6	74.55	YES	YES	17:35	18:29	19:07	22:00	23:55	25:55:00	27:43:00	30:54	32:51	33:00
16. Idlehour Trail	9.02	83.75	YES	NO	6:59pm	8:01pm	8:43pm	11:00pm	12:32am	1:46am	3:34am	6:13am	8:23am	8:45am
17. Sam Merrill Trail	5.5	89.25	YES	NO	8:23pm	9:28pm	10:07pm	12:50am	2:22am	3:49am	5:48am	8:34am	10:45am	11:20am
18. Millard Campground	6.58	95.83	YES	NO	9:32pm	10:41pm	11:19pm	2:08am	4:01am	5:50am	7:40am	10:35am	12:38pm	1:20pm
19. Finish Line	4.7	100.53*	YES	YES	10:35pm	11:29pm	12:07am	3:00am	4:55am	6:55am	8:43am	11:54am	1:51pm	2:00pm

Finish Line:
100.5 miles
Loma Alta Park
3330 Lincoln Ave
Altadena, CA



Wrightwood**Wrightwood Chamber of Commerce**

PO Box 416, Wrightwood, CA 92397
(760) 249-4320.
www.wrightwoodchamber.org

A Rhinestone Rose BnB

5194 Lone Pine Canyon Rd
Wrightwood, Ca.
www.rhinestoneroserose.com
760.912.3838

Canyon Creek Inn

6059 Pine St., Wrightwood, CA 92397
(760) 249-4800
www.canyoncreekinn.com

The Harrisons

Joyce Harrison
(760) 249-6827
P.O. Box 105
Wrightwood, CA 92397
<http://www.wrightwoodcalif.com/accommodations/harrison.htm>

Mt View Motel

PO Box 458, 1098 Highway 2
Wrightwood, CA 92397.
(760) 249-3553.
9 units that sleep up to 5.

Pines Motel

6045 Pine, Wrightwood, CA 92397
(760) 249-9974.
<http://www.pinescabin.com/>

Wrightwood Sales and Rental

PO Box 951, Wrightwood, CA 92397
(760) 249-3339.
Cajon Pass/Wrightwood adjacent

Victorville/Hesperia**Ambassador Hotel**

15494 Palmdale Rd
Victorville, CA 92392
(760) 245-6565
ambassadorvictorville.com

Best Western

317 US Highway 138
Phelan, California, 92371-4809
(Cajon Pass, approximately 5 miles east
of Wrightwood at I-15 and Highway 138.
1-806-BWCAJON
<http://book.bestwestern.com/bestwestern/advSearch.do>

Budget Inn

14153 Kentwood Blvd
Victorville, CA 92392
(760) 241-8010
highdesertbudgetinn.com

Comfort Suites Victorville

12281 Mariposa Rd.
Victorville, CA 92395
(760) 245-6777
comfortsuites.com

Days Inn Victorville

15401 Park Avenue East
Victorville, CA 92392
(760) 241-7516
(760) 887-0931
daysinn.com

Econo Lodge

11976 Mariposa Road
Hesperia, CA 92345
(760) 949-1515
www.econolodge.com

Economy Inn

15822 Mojave Drive, Victorville, CA 92394
(760) 241-0075

Hawthorn Suites Hotel By Hyatt

11750 Dunia Road
Victorville, CA 92392
(760) 949-4700
(760) 963-3475 - Mobile
hawthorn.com

Hilton Garden Inn Victorville

(760) 952-1200
12603 Mariposa Road,
Victorville, CA
hiltongardeninn.com

Holiday Inn Express

9750 Keypointe Ave
Hesperia, CA 92345
(760) 244-7674
www.hiexpress.com

Howard Johnson Victorville

16868 Stoddard Wells Rd.
Victorville, CA 92392
(760) 243-7700
(760) 243-4423 - Fax
hojo.com

Motel 6 Victorville

16901 Stoddard Wells Road
Victorville, CA 92394
(760) 243-0666
(760) 243-2554 - Fax
motel6.com

Quality Inn & Suites Green Tree Victorville

14173 Green Tree Blvd
Victorville, CA 92395
(760) 245-3461
qualityinn.com

Red Roof Inn Victorville, CA

13409 Mariposa Road
Victorville, CA 92392
(760) 553-8010- Fax
(760) 241-1577
(800) 843-9999
redroof.com

Sunset Inns of America

15765 Mojave Drive
Victorville, CA 92394
(760) 243-2342

Travel Inn & Suites

14998 7th street
Victorville, CA 92395
(760) 245-8627
travelvictorville.com

Victorville Travelodge

12175 Mariposa Rd
Victorville, CA 92395
(800) 578-7878
(760) 241-7200
(760) 241-1163 - Fax
travelodge.com

Pasadena**Pasadena Convention & Visitor Center Bureau**

(626) 795-9311.
Chamber of Commerce
117 East Colorado Boulevard
Pasadena, CA 91105
(626) 795-3355 fax: (626) 795-5603
<http://www.pasadenacal.com/>

Artists' Inn

1038 Magnolia Street
South Pasadena, CA 91030
(626) 799-5668
www.artistsinns.com

Bissell House

201 Orange Grove Avenue
South Pasadena, CA 91030
(626) 441-3535
www.bissellhouse.com

Comfort Inn

400 S. Arroyo Pkwy
Pasadena, CA 91105.
(626) 405-0811 fax: (626) 796-0966
(3 miles from the Rose Bowl)
www.comfortinn.com

Doubletree Hotel

191 North Los Robles Avenue
Pasadena, CA 91101
(626) 792-2727
fax: (626) 304-0373
Doubletree.Hilton.com

Hilton

150 South Los Robles Avenue
Pasadena, CA 91101
(626) 577-1000, fax: (626) 584-3148
www.hilton.com

Holiday Inn

303 Cordova Street
Pasadena, CA 91101
(626) 449-4000, fax: (626) 584-1390

Mira-Monte Hotel

127 South El Molino Avenue
Pasadena, CA 91101
(626) 796-2685

Pasadena Hotel Old Towne B & B

76 North Fair Oaks Avenue
Pasadena, CA 91103
(626) 568-8172

Pasadena Inn

400 South Arroyo Pkwy
Pasadena, CA 91105
(626) 795-8401, fax: (626) 577-2629
www.oldpasadenainn.com

Holiday Inn Express-Colorado Boulevard

3500 East Colorado Boulevard
Pasadena, CA 91107
(626) 792-1363, fax: (626) 792-9213

Regal Inn Motel

3800 East Colorado Boulevard
Pasadena, CA 91107
(626) 449-4743
regalinnmotel.com

Ritz-Carlton Huntington Hotel

1401 South Oak Knoll Avenue
Pasadena, CA 91106
(626) 568-3900, fax: (626) 792-4192
langhamhotels.com

Saga Motor Hotel

1633 East Colorado Boulevard
Pasadena, CA 91106
(626) 795-0431
fax: (626) 792-0559
thesagamotorhotel.com

Vagabond Inn (2 locations)

1203 East Colorado Boulevard
Pasadena, CA 91106
(626) 449-3170, fax: (626) 577-8873
vagabondinn-pasadena-hotel.com

Vagabond Inn

2863 East Colorado Boulevard
Pasadena, CA 91107
(626) 449-3020

Glendale**American Motel**

1541 East Colorado Street
Glendale, CA 91205
(818) 242-5572

Bell Motor Hotel

1130 East Colorado Street
Glendale, CA 91205
(818) 956-7179

Best Western Inn

123 West Colorado Street
Glendale, CA 91204
www.bestwestern.com/best.html
(818) 247-0111, fax: (818) 545-9393

Chariot Inn Motel

1118 East Colorado Street
Glendale, CA 91205
(818) 507-9600
chariotinn.com

Days Inn

450 Pioneer Drive
Glendale, CA 91203
(818) 956-0202
fax: (818) 502-0843
daysinn.com

Homestead Studio Suites Hotel

100 West Glenoaks Boulevard
Glendale, CA 91202
(818) 956-5466
fax: (818) 551-4088
homesteadhotels.com

Econo Lodge

1437 East Colorado Street
Glendale, CA 91205
(818) 246-8367
econolodge.com

El Rio Motel

1515 East Colorado Street
Glendale, CA 91205
(818) 243-3157

Glendale Motel

1523 East Colorado Street
Glendale, CA 91205
(818) 243-7126

Manhattan Motel

1523 East Colorado Street
Glendale, CA 91205
(818) 244-8195

Maryland Hotel

202 East Wilson Avenue
Glendale, CA 91206
(818) 241-3121

La Crescenta Motel (May-Lane Motel)

2413 Foothill Boulevard
La Crescenta, CA 91214
(818) 248-1294

Rodeway Inn Regalodge Glendale

200 West Colorado Street
Glendale, CA 91204
(818) 246-7331
rodewayinn.com

Vagabond Inns

120 West Colorado Street
Glendale, CA 91204
(818) 240-1700
fax: (818) 548-8428
http://www.vagabondinn-glendale-california-hotel.com/

Map & Book References:

The following maps were used as primary references for the maps in the Race Book.

Trail Map of the Angeles Front Country,
Trail Map of the Angeles High Country

Both by Tom Harrison, and are used by USFS and NPS rangers. Simply the best available. <www.tomharrisonmaps.com.>

Google Maps

Lost? Must be MapQuest.

Los Angeles County Street Guide & Directory.

Thomas Bros. Maps. The one directory map-guide you'll ever need for LA County and Southern California.

Other Reference Books:

Trails of the Angeles: 100 Hikes in the San Gabriels by John W. Robinson. Colorful text, useless maps.

The Control of Nature, John McPhee.

Anthology of three brilliant essays, the final one illuminating the business of flood control, geology, and firefighting here in the San Gabriels.

Los Angeles: City of Four Ecologies

Rayner Banham. The iconoclastic granddaddy of looking at Los Angeles, and liking it.

AC100 Race Photos Wanted...


Send your own AC100-race photos to Larry Gassan for inclusion in future Race-Books. Please caption each photo with who, when, & where.

...and text & caption corrections

Send all corrections to Larry Gassan at <larry@larrygassan.com>

14. Checkpoint Chart / Elevation Profile

AC100 Race Course Elevation Profile with primary landmarks. Major climbs shown as gradients at base



Checkpoint	DELTA	Distance	Drop Bag	Crew Access	O'Brien	Koerner	Nielsen	Bon	Fabian	Gustman	Scholz	Ward	Miksell	Cutoff
1. Wrightwood	0		NO	YES	17:35	18:29	19:07	22:00	23:55	25:55:00	27:43:00	30:54	32:51	33:00
2. Inspiration Point	9.3	9.3	NO	YES	6:33am	6:33am	6:41am	6:55am	6:57am	7:03am	7:10am	7:14am	7:24am	8:15am
3. Vincent Gap	4.5	13.85	YES	YES	7:12am	7:09am	7:16am	7:43am	7:43am	7:51am	8:05am	8:06am	8:25am	9:20am
4. Islip Saddle (Medical)	12.06	25.91	YES	YES	9:21am	9:12am	9:32am	10:16am	10:22am	10:46am	11:10am	11:04am	11:54am	1:05pm
5. Kratka Ridge (Hwy Cross)	3.23	29.05	NO	YES	-	-	-	-	-	-	-	-	-	-
6. Eagle's Roost	0.84	29.98	NO	YES	10:04am	10:00am	10:23am	11:18am	11:29am	11:49am	12:22pm	12:11pm	1:16pm	2:35pm
7. Cloudburst Summit	7.56	37.54	YES	YES	11:12am	11:20am	11:55	12:57pm	1:19pm	1:39pm	2:25pm	2:11pm	3:46pm	4:30pm
8. Pajarito (Hwy Cross)	0.83	38.37	NO	YES	-	-	-	-	-	-	-	-	-	-
9. Glenwood (Hwy Cross)	2.06	40.4	NO	YES	-	-	-	-	-	-	-	-	-	-
10. Three Points	2.29	42.72	YES	YES	11:52am	12:05pm	12:41pm	1:56pm	2:23pm	2:33pm	3:38pm	3:20pm	5:32pm	6:00pm
11. Mt Hillyer	6.36	49.08	YES	NO	12:50pm	1:06pm	13:51pm	3:17pm	3:44pm	4:01pm	5:02pm	4:53pm	7:17pm	8:00pm
12. Chiliao (Medical)	3.72	52.8	YES	YES	1:30pm	1:48pm	2:33pm	4:04pm	4:38pm	4:58pm	5:58pm	6:09pm	8:48pm	9:10pm
13. Shortcut Saddle	6.5	59.3	NO	YES	2:34pm	3:03pm	3:50pm	5:31pm	5:59pm	6:41pm	7:46pm	7:58pm	10:58pm	11:40pm
14. Newcomb's Saddle	8.65	67.95	YES	NO	3:52pm	4:43pm	5:29pm	7:11pm	7:53pm	8:52pm	10:15pm	10:47pm	1:47pm	3:00am
15. Chantry Flats (Medical)	6.6	74.55	YES	YES	4:59pm	6:02pm	6:40pm	8:35pm	9:55pm	10:48pm	12:18am	2:13am	4:40am	5:25am
16. Idlehour Trail	9.02	83.75	YES	NO	6:59pm	8:01pm	8:43pm	11:00pm	12:32am	1:46am	3:34am	6:13am	8:23am	8:45am
17. Sam Merrill Trail	5.5	89.25	YES	NO	8:23pm	9:28pm	10:07pm	12:50am	2:22am	3:49am	5:48am	8:34am	10:45am	11:20am
18. Millard Campground	6.58	95.83	YES	NO	9:32pm	10:41pm	11:19pm	2:09am	4:01am	5:50am	7:40am	10:35am	12:38pm	1:20pm
19. Finish Line	4.7	100.53*	YES	YES	10:35pm	11:29pm	12:07am	3:00am	4:55am	6:55am	8:43am	11:54am	1:51pm	2:00pm



The eternal limbo line on Mt Baden-Powell, 2003.

This race is made possible through the generous assistance of our sponsors:



The Angeles Crest 100 Mile Endurance Run, Inc.
370 West Colorado Street, Arcadia, California 91007
(626) 627-1871 • ken.hamada3@gmail.com • www.ac100.com



The Angeles Crest 100 is a charter member of the SoCal Ultra Series
<http://www.socalultraseries.org/>

RaceBook designed & produced by Larry Gassan p/d/p
<http://LarryGassan.com> • Larry@LarryGassan.com