

the 25th Annual Angeles Crest 100-Mile Endurance Run

July 21-22, 2012

Yes, its hot:
Diana Treister at the finish line.



SOUTHERN CALIFORNIA'S CLOSEST WINTER RESORT
mountain
High 

Introduction

Invitation

We are proud to host the 25th Annual Angeles Crest 100 for the fine men and women who have decided to compete in this year's event.

The catastrophic Station Fire canceled the 2009 Race, and was the second time in less than ten years we've had to cancel. This prompted us to reschedule to our new earlier July date to avoid the fire season.

This fire has also irrevocably changed the mountains we know and love—the changes wrought by this disaster will be visible for a good portion of the course. Time and the continuing efforts of the Angeles Crest 100 Trail Volunteers have joined in efforts to restore and renew trails in the Angeles National Forest. Without the efforts of these volunteers and hundreds others like them, the trails that make this race would cease to exist.

In coordinating an event of this size, problems or unanticipated situations may arise. The Race has developed cooperative and amicable relations with various State and Federal agencies (CalTrans, Dept of Fish & Wildlife, and the US Forest Service for example) which have enabled us to keep moving forward.

We ask your patience as we work towards improving our race every year.

Thank you for your support,

Ken

Ken Hamada, Race Director

Hal

Hal Winton, Co-Race Director

Andy

Andy Morehead, Assistant Race Director

Gary

Gary Hilliard, Assistant Race Director



Below: The Station Fire = cancelled 2009 race, as seen from Griffith Park, 25 miles SW of the blaze.

Editor's Notes

The 2012 AC100 Race Book was created with the runner, pacer and crew in mind. We're rolling in color for the online PDF version, which will show the Race in a new light.

Jim O'Brien's 1989 record time invites you, while Suzanna Bon's 2008 women's record shows what you can do with a careful race strategy.

The race finishes again at Loma Alta Park in Altadena. See pages 16-18 for details.

All this takes place in Southern California's dynamic natural environment. Long-term drought conditions are affecting the forests of the San Gabriels. Add human mischief as arson, and chaos erupts.

In September 2002, two major fires ignited within eighteen days of each other.

The 2009 Station Fire consumed over 160,000 acres before it was contained, after over seven weeks of desperate efforts.

After each of these catastrophes, many hillsides and roadbeds slides occurred.

Currently, Highway 2 is open. The "Plan B" Detour Map is still in the book should conditions warrant.

Trail maps were drawn from the Tom Harrison map series: The Angeles Crest Front Range, and The Angeles Crest High Country. They are the best reference sources available.

Every AC100 finisher is indexed by time and name, and are updated annually. Many of you will see yourselves in these lists.

Some of you remember the years when you didn't finish. But you came back the next year and made it right. This book is dedicated to you.

Yours truly,

Larry

Larry Gassan
AC100 RaceBook Editor



The Station Fire: Holocaust of the Angeles Crest..... 4

1. Race Day Schedule 6
2. Rules And Procedures..... 8
3. Race Course Description 11
4. Driving the Course..... 18
5. Awards..... 20
6. 2010 Race Team and Volunteers 24
7. Course Wildlife 26
8. Finishers by Rank..... 29
9. Finisher Index 44
10. Trail Work, post-Station Fire 54
11. The AC100 and the Pleasant View Ridge Wilderness Problem..... 58
12. Course Maps..... 61
13. Lodging & Resource Index..... 68
14. 1988: The Original Five Hundreds Compared in UR 72
15. Checkpoint Chart / Elevation Profile 73

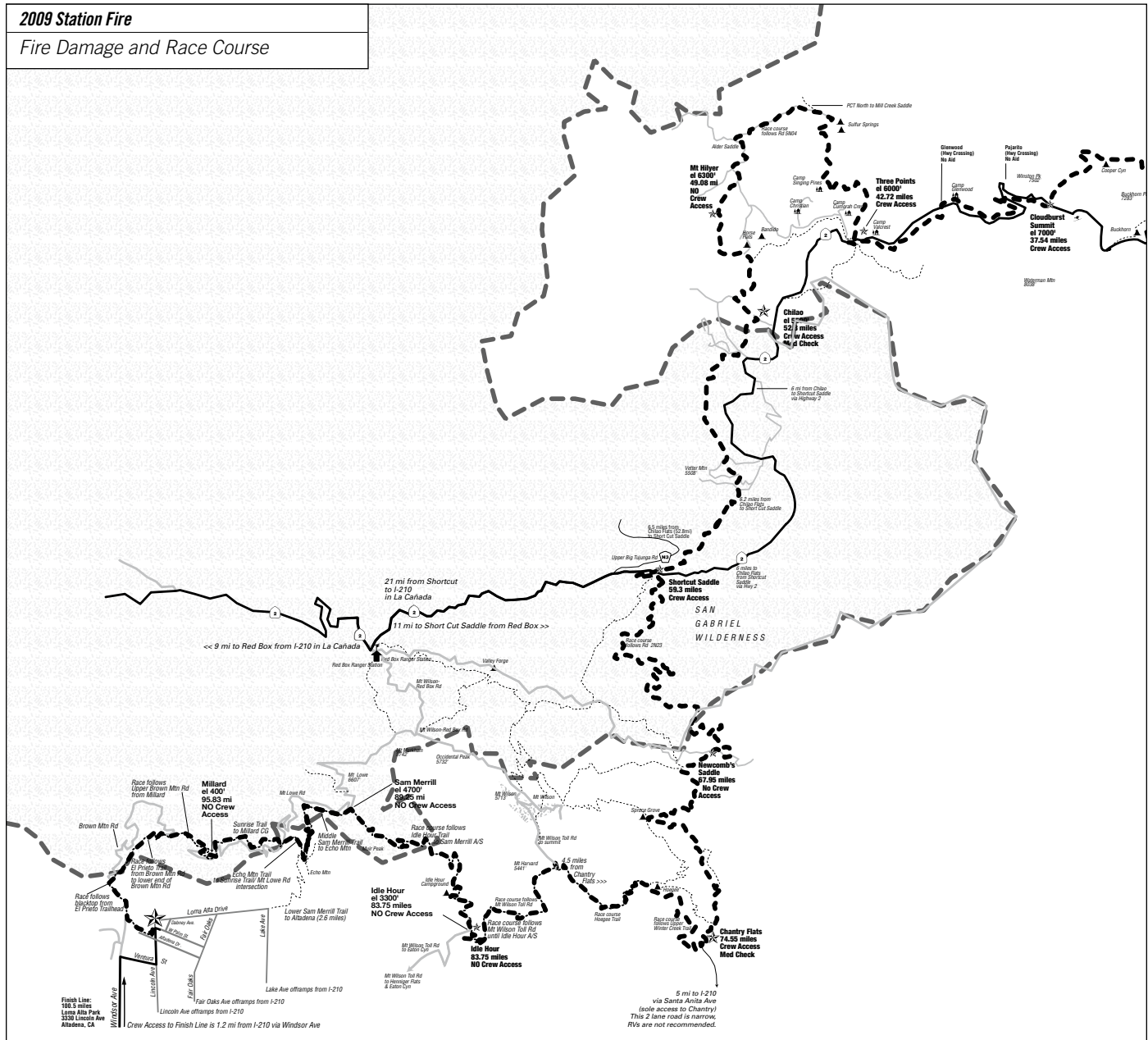


On Persistence and Determination

“Press On — Nothing in the world can take the place of persistence. Talent will not; Nothing is more common than unsuccessful men with talent. Genius will not; unrewarded genius is almost a proverb. Education alone will not; The world is full of educated derelicts. Persistence and determination alone has unlimited potential.”

— *Calvin Coolidge*

The Station Fire: Holocaust of the Angeles Crest



Left: The Station Fire's effect on the Angeles Crest 100 Race Course

The 2009 Station Fire Overview

The Station Fire began on August 26, 2009 and burned out of control for over six weeks. Full containment was not declared until October 16, 2009. The fire consumed 160,577 acres (251 sq mi), destroyed 209 structures destroyed, including 89 homes.

The fire started in the Angeles National Forest near the U.S. Forest Service ranger station on the Angeles Crest Highway (State Highway 2), approximately 4 miles north of La Cañada.

The blaze threatened 12,000 structures in the National Forest and the nearby communities of La Cañada Flintridge, Glendale, Acton, La Crescenta, Littlerock and Altadena, as well as the Sunland

and Tujunga neighborhoods of the City of Los Angeles. Many of these areas faced mandatory evacuations as the flames drew near, but as of September 6, all evacuation orders were lifted. The Station Fire burned up the western slopes of Mount Wilson, threatening numerous television, radio and cellular telephone antennas on the summit. Also threatened were the Mount Wilson Observatory, which includes several historically significant telescopes and multi-million-dollar astronomical facilities operated by UCLA, USC, UC Berkeley and Georgia State University.

A 40-mile stretch of the Angeles Crest Highway from La Cañada to Upper Big Tujunga Cyn was closed indefinitely due to

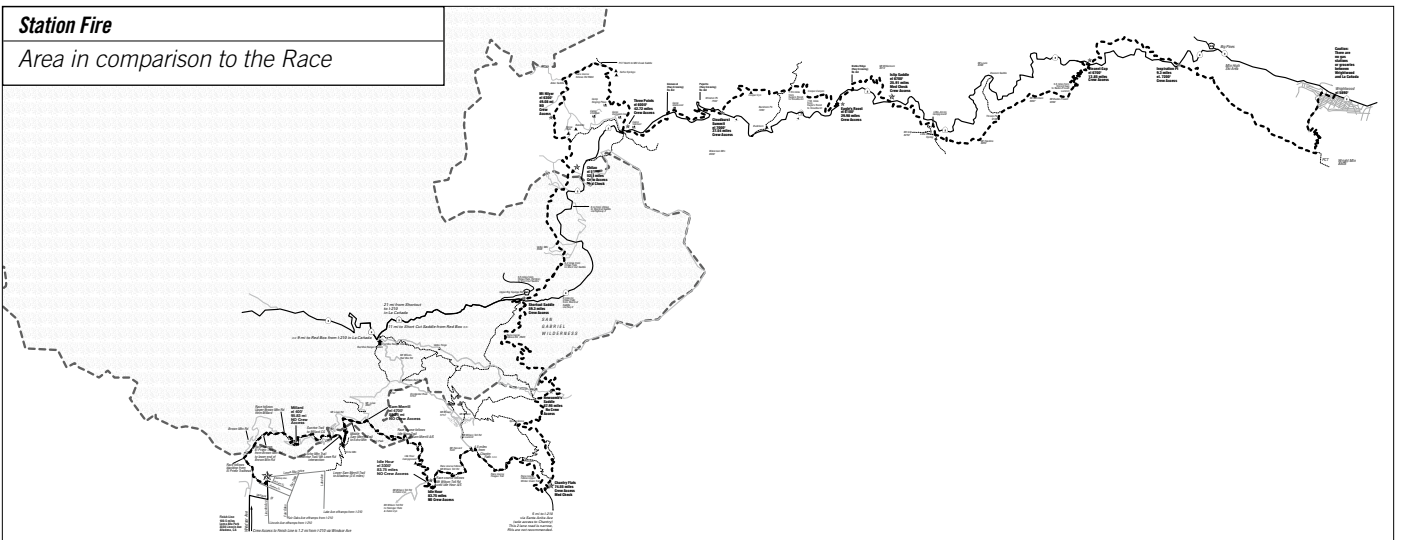
guardrail and sign damage, although the pavement remained largely intact.

On September 3, 2009, officials announced that the Station Fire was caused by arson, and that a homicide investigation had been initiated.

The Station Fire claimed the lives of two Los Angeles County firefighters who were killed when their vehicle left the roadway due to heavy smoke conditions. The two firefighters had been assigned to a fire inmate hand crew camp (jointly operated by the Los Angeles County Fire Department and California Department of Corrections) had been searching for a safe escape zone to help evacuate the camp's inmate crews who were being forced to evacuate due to



The Station Fire, Day 5, from Griffith Park, 15 miles south of the blaze. The blaze created its own towering pyrocumulus cloud, generating fierce up-drafts and near-nuclear vortexes that were unstoppable. All the firefighters could do was to shape the blaze, and hold on desperately to key points like the Mt. Wilson complex. On September 10 it was feared that Mt Wilson was lost, but it wasn't.



the Station Fire threatening the camp.

As of September 15, \$93.8 million had been spent fighting the fire at 91% contained with full containment by September 19. It was 100% contained at 7:00 P.M. PST on Friday, October 16, 2009, due to moderate rainfall.

Property owners and concerned citizens

are demanding a formal Congressional investigation as to why the U.S. Forest Service did not contain the fire within the first 48 hours when it was manageable.

The long-term losses of old-growth forests, all animal species, insects, birds and reptiles are only beginning to be calculated. At 160,557 acres, the Station

Fire is the 10th largest in modern California history, and the largest wildfire in the modern history of Los Angeles County, passing the 105,000-acre (164 sq mi) Clappitt Fire of September 1970.

1. Race Day Schedule



Garry Curry, AC100 finisher since 1986

Race Weekend Weather

The 2011 July Race Day was warm, if not hot. Now you know. All data drawn from: <http://www.wunderground.com>

Weather Data

	High	Low	Average
Wrightwood	• 91°	• 66°	• 80°
Altadena	• 75°	• 59°	• 65°

Sun/Moon	Rise	Set
Sun	5:56 AM	8:00 PM
Moon	no moon	1:54 PM
Length of Day	14H 03M	
Length Of Visible Light	14H 59M	
Moon Phase: New, w/ 1.7% illumination	●	

Race Weekend: Schedule of Events

Friday, July 20 in Wrightwood: Wrightwood Community Building

9:00 a.m. – 12:00 p.m.

- Medical checkup.
- Drop bag collection: 9:00 am - 12:00 p.m. (truck pick up at 1:00 p.m.)
- Welcome
- Medical Concerns
- USFS Concerns
- Search & Rescue Concerns
- Trail Briefing/Slide Presentation

Wrightwood Community Building

6:00 p.m.

There will be a spaghetti dinner at 6p.m. at the Wrightwood Community Center.

The dinner is sponsored by Snowline Royalty, as a fundraiser to help buy books for the Snowline Royalty's Reading Program. Various queens and princesses go to

elementary school classrooms and read to children. A book is then presented to each child in the classroom as a gift. The cost of the dinner is \$5 and is open to the public.

Saturday, July 21 in Wrightwood:

4:00 a.m.

Runner Check-in at the Wrightwood Community Building

4:30 a.m.

Hal Winton presents the Invocation.

5:00 a.m.

Andy Morehead and the Wrightwood firefighters start the race.

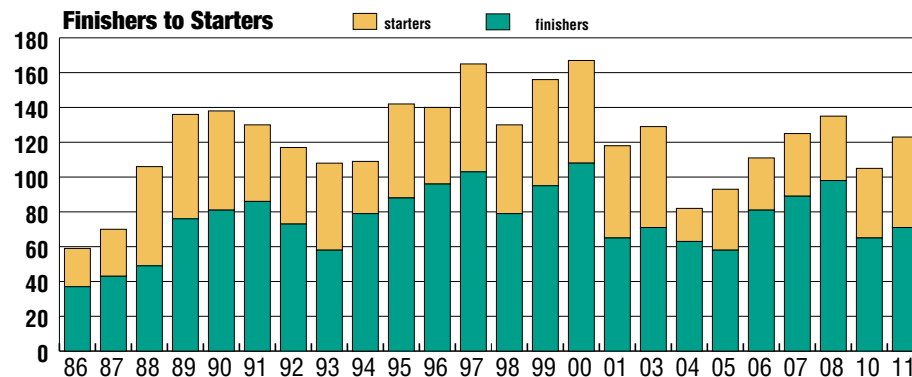
Go!

Sunday, July 22 at Loma Alta Park, Altadena:

2:00 p.m. (sharp) Finish of race

2:30 p.m. - 5:00 p.m.

Picnic and Award Ceremony



Ratio of starters to finishers.

Race Distances

1986-91	101.99
1992	101.35
1993, 94	101.08
1995	100.90
1996 & 1997	100.53
1998 on	100.5

Just so you know: Jim O'Brien set the record on the long course. right: Jorge Pacheco, 2003

The Race is remarkably true to the original course laid out by Del Beaudoin in 1986. We now finish at Loma Alta Park, which replaces the Johnson Field location we've used since 1992.

The overall distance is still the same. You, lucky runner, get a final trail climb before hitting the blacktop to the finish line.

The initial Cooper Canyon section has been temporarily replaced by a road section awaiting the outcome of an Environmental Impact Report regarding the Yellow Legged Frog. So far, Froggy is holding all the face cards.

In '96, a scenic PCT trail section replaced the "death-march" road climb out of Cooper Cyn. A short (.85 mile) trail section overlooking Sulfur Springs replaced an asphalt grade. In '99 the AC100 Trail Volunteers built the "Winton Bypass" below Manzanita Ridge on Mt. Wilson, replacing a 16% grade ridge-run.

Everything else is the same as it was for the first 37 finishers in 1986.

It's all yours—go for it.



2. Rules And Procedures



Tom Nielsen, Cloudburst Summit, 1999

The AC100 Race Rules And Procedures are designed for the safety and well-being of everyone involved in the race; including runners, pacers, crews, volunteers and spectators. Failure to comply with these rules may result in disqualification of the runner.

1) Runner Responsibilities

The runner is responsible for knowing all the rules.

2) Pack Out What You Pack In

Do not use the brown Bear-Proof Trash Containers. The future of the race depends on it.

3) Race Packet Pick-up

Only runners entered in the Race will be allowed to pick up their race packet. ID (i.e., drivers license) will be required.

4) No “muling”

Runners must carry all of their own fluids, food, clothing and other supplies needed for use between checkpoints.

5) No unauthorized aid, caches or drops.

No one is allowed to cache, drop, or store supplies on the AC100 course before or during the Run. Runners are not allowed aid between checkpoints. Crews are forbidden to leave aid along the trail during the run.

Runners whose crews and friends using the AC100 course and aid stations on race weekend for training runs will be disqualified.

g) No Course-Cutting

Runners must follow the marked course at all times. If the Runner departs from the marked course, the runner must return to the point of departure on foot before continuing. Cutting the course is grounds for immediate disqualification.

7) Checking In/ Checking Out Protocols

It is the Runner's responsibility to properly check in and check out of each checkpoint. Bib numbers must be clearly visible. You now will be issued two bib numbers—for your hat and outerwear.

Congestion is a problem at crowded early-race checkpoints. Therefore:

- Entering the Checkpoint: Runner will say “Runner bib (XXX) entering!” to Run Official.
- Exiting the Checkpoint: Runner will say “Runner bib (XXX) leaving!” to Run Official.

8) Pacers

Runners may be aided by a Pacer starting at the Chilao Checkpoint (mile 52). Only one Pacer will be allowed to accompany each Runner between each checkpoint. Runners 65 and over will be allowed a pacer from the start in Wrightwood.

Aid will be available for both the Runner and the Pacer. Both runner and pacer

must receive their aid at the designated checkpoints. However, if a shortage occurs, Runners have priority.

9) If you want to pace

If you or your friends are available to pace a runner, please let the Chilao (52 miles), Short Cut (59.3 miles), or Chantry Flats (75 miles) Checkpoint Coordinator know. They will keep a list of available Pacers. Out-of-state Runners who have come the greatest distance have priority

10) Cutoff times

Cutoff times will be enforced at each Checkpoint by the Checkpoint Leaders. Their decisions are final, no exceptions. Cutoffs are listed at the back of this book. If you are not clear about cut-offs, ASK!

11) Highway Crossings

The main concern is safe movement of pedestrian and vehicle traffic. Vehicles have right of way at all times.

There will be a Run Official (flagman) at each highway-crossing checkpoint. The Runner is a pedestrian and must obey all Run Official directions; and all laws pertaining to highway pedestrian crossings.

12) If you decide to drop

If any Runner is unable to complete the Run, the Runner must notify a run official. The medical wristband (provided at the pre-race medical check in Wrightwood) must be surrendered. Upon surrendering the medical wristband, the runner is officially out of the race.

If Run Officials do not get the runner's medical wristband and the runner does not show up at the next checkpoint within a reasonable time, Run Officials will assume that the runner is lost and notify Search and Rescue. Leaving the race without informing a Run Official is grounds for disqualification.

13) If you get lost

If you get lost or injured, do not attempt to find your way cross country. STAY ON THE TRAIL AND WAIT. Wandering aimlessly, especially at night, will reduce your chances of being found.

14) Do Not Litter

Either carry your trash or leave it at checkpoints. The future of the Race depends on it.

Support Crews and Other Issues

Support crews are not essential. There is adequate aid station support along the course with water, electrolyte replacement

fluids, food and medical aid. In addition, drop bags are allowed at all major checkpoints (see Checkpoint Chart, p 67)

If you do have a crew, please note:

- Many checkpoints are close to the Angeles Crest Highway (Hwy 2). Whether on foot or in vehicles, crews must not impede highway traffic.
- Crews should carpool when possible to prevent traffic problems.
- Crews must comply with Run Officials directing traffic. Those who don't could get their runner disqualified.
- Only support crew vehicles are allowed in congested parking areas.
- Crews are NOT allowed at checkpoints marked "NO" in the crew column of the AC100 Checkpoint Table.
- No dogs allowed at any checkpoints or on the course.

Checkpoints Closed to Crews

Mt. Hillyer will be closed to support crews. Absolutely no support vehicles allowed on the road to Hillyer!

Chantry Flats is the last crew access point over the final 25 miles of the course. Newcomb's Saddle, Idlehour Trail, Sam Merrill Trail, and Millard Campground are closed to crew access. Use drop bags for flashlights, batteries and warm clothing.

Drop Bags

We urge runners to take advantage of this service. Besides ensuring you get what you need when you need it, using drop bags instead of crews helps minimize highway traffic.

Drop bags will be collected on Friday morning in front of the Wrightwood Community Building. Indicate your name, bib number, and checkpoint on each Drop Bag. Be sure that all bags are securely tied and labeled. Drop bags will then be picked up at 1:00 pm Friday afternoon.

Mt. Hillyer Trail, Newcomb's Pass, Idlehour Trail, Sam Merrill Trail, and Millard Campground Checkpoints are closed to crews but do have drop bag service. Newcomb's Pass, Idlehour and Sam Merrill get cool at night. Warm clothing may be needed for these sections.

All drop bags will be returned to the Finish area. Don't bring your favorite t-shirt or expensive clothing. Drop bags can get lost.

No Shuttle Service

There is no formal shuttle service to bring runners back to Wrightwood. Runners are responsible for making their own arrangements.

Trail Marking

Trails are marked with yellow surveyor ribbon and biodegradable powder. Night sections are marked by glow-sticks in difficult areas.

Biodegradable powder will be used to mark the trail near campgrounds, since campers have been known to remove ribbons and glowsticks. Checkpoint Coordinators know about problem areas and will re-mark the trail as necessary.

EMTs and the Volunteer Medical Team

The race is staffed by an all-volunteer medical team, led by the Medical Director.

HAM Radio Communication

HAM radio operators will be tracking runners' progress at each checkpoint. Arrival, departure, and drop information will be distributed among Checkpoints and to a database at the finish area using integrated radio communications and computers. This system not only makes it possible to locate runners' positions throughout the race, it also facilitates emergency response.

Medical Concerns: Dehydration


Dehydration is the most common medical problem for endurance runners. To monitor dehydration, runners will be weighed at major medical checkpoints. Weights will be compared to the baseline weight on the runner's medical band taken at Wrightwood.

Weight Loss

- If the weight is 3% below baseline, the runner will be asked to drink more.
- If the weight is more than 5% below baseline, increased fluid intake will be strongly advised. The runner will be re-weighed before leaving the checkpoint. It is the runner's decision to continue the race as long as they are within the cutoff.

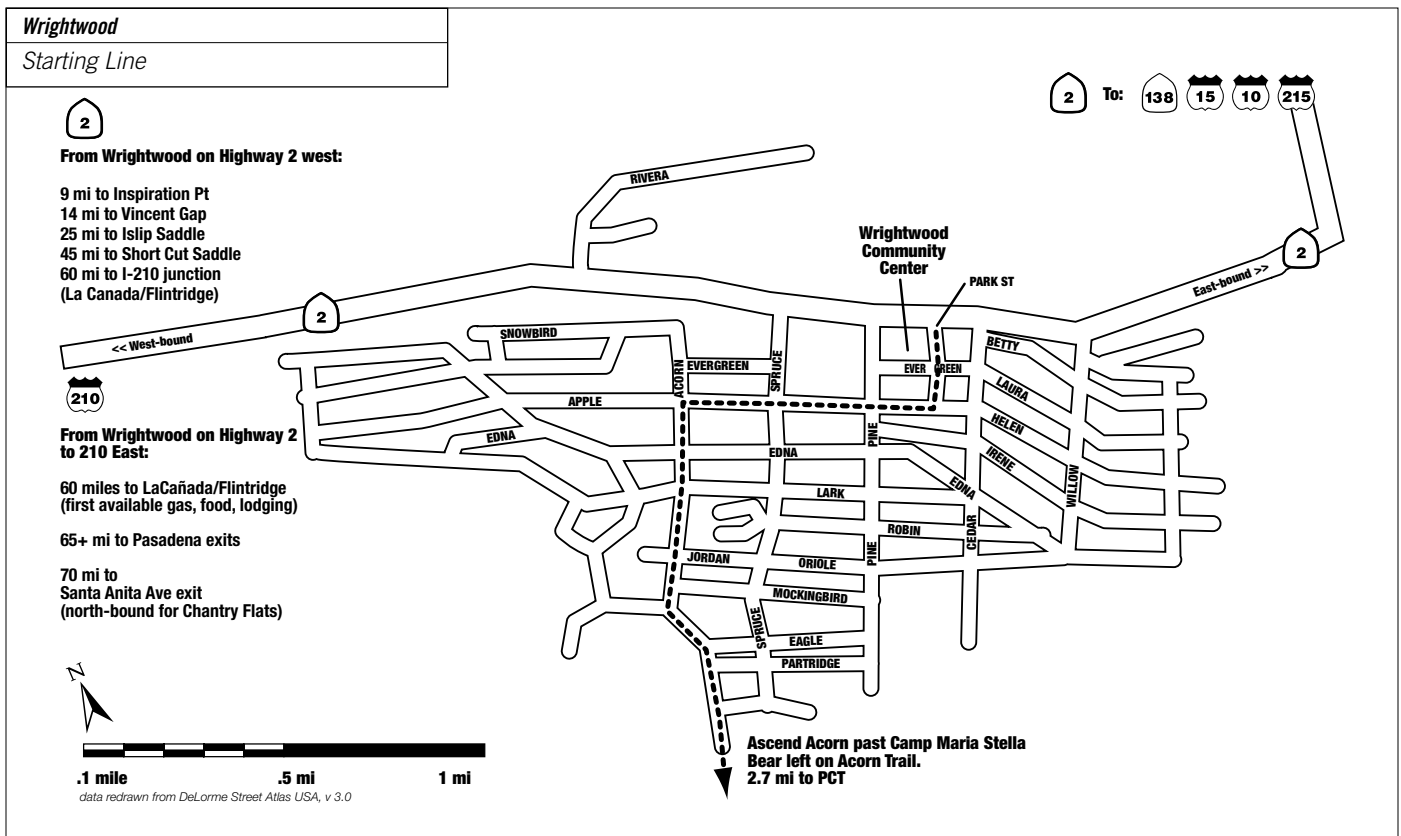
Hypothermia

Hypothermia could be a problem near Mt. Baden-Powell. Wear adequate clothing for the climb. Checkpoints before and after Mt. Baden-Powell (Vincent Gap and Islip Saddle) have crew access and drop bag service. Leave excess clothing with your crew, or in your drop bag that will be returned to the Finish Area.



Jim O'Brien, a mile or so from Islip Saddle, 1989.

3. Race Course Description



Trail Descriptions

The following trail descriptions are designed to acquaint the runner and their crew with the AC100 Race Course. Certain areas that are accessible on training runs will not be available to crews on Race Day. Please make note of this.

Map Sources

The maps used in this book are simplified schematics from The Harrison Maps; Angeles Crest: The High Country and Angeles Crest: The Front Range.

Street and arterial maps are drawn from the Thomas Guide/LA County, and Google maps (google.com).

Harrison Maps are available at local outdoor outfitters, and direct. The Thomas Guides are widely available in bookstores and supermarkets.

Wrightwood

The race starts in Wrightwood, the picturesque mountain resort community. Located in picturesque Swartout Canyon at 6,000 ft. on the north slope of the rugged San Gabriel Mountains. Wrightwood has long been a friendly rest stop for Pacific Crest Trail hikers, runners and nature lovers; with many interesting shops and excellent restaurants.

The Pacific Crest Trail (PCT) is a National Scenic Trail extending 2,568 miles from Mexico to Canada. The Angeles Forest segment of the PCT extends 170 miles northwest from Wright Mountain above Wrightwood to a point south of Highway 58.

Acorn Trail to the Pacific Crest Trail

The AC100 Trail leaves Wrightwood via Acorn Street, ascending a steep grade, past the MariaStella camp to the left. At road's end, the Acorn Trail is a left turn, where it begins its switchback ascent 2.8 miles up to the Pacific Crest Trail.

At the PCT junction, the Race-course turns right on the PCT. From here the runner is treated to a panorama of Mt Baldy (10,760') on the left to Mt Baden-Powell (9,400') to the right. The trail stays mainly on the Blue Ridge, skirting the Mountain High Ski Areas, until it descends to the notch at Lightning Ridge's Inspiration Point. The first aid-station of the race is set up in the large parking lot.

The runner leaves the parking lot on the PCT trail, and soon passes the Grassy Hollow NFS Visitor Center. Water can usually be found there. Keeping to the trails marked with the white steel posts and the PCT badge, Vincent Gap is 4.5 miles west after Lightning Ridge. Vincent Gap is a PCT

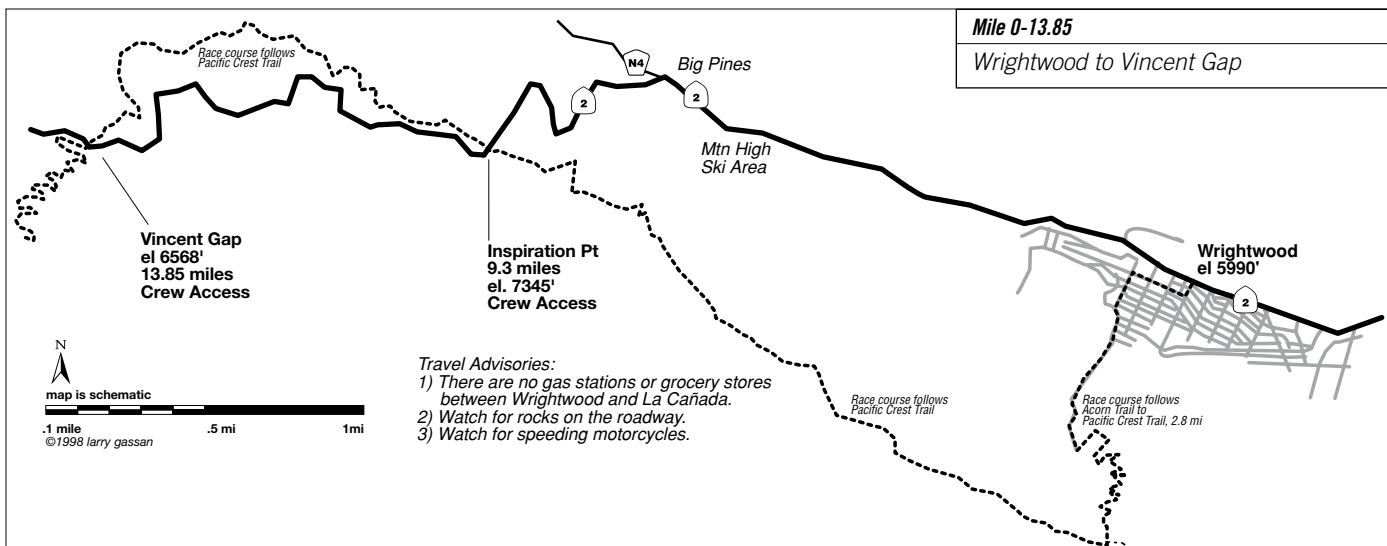
Trail head, with a large parking lot and adjacent toilet.

A special feature of the AC100 segment of the PCT is the climb from Vincent Gap (mile 13) to Mt. Baden-Powell (9,399 feet), the second-highest peak in the San Gabriel Mountains. The trail up Mt. Baden-Powell climbs 2,800 feet in 3.6 miles over 41 switchbacks to a saddle 100 feet below the peak.

One half mile from the 9,000' summit are the first scattering of ancient Limber Pines. Up to 2,000 years old, these trees were identified in 1962 by Angeles National Forest Supervisor Sim Jarvi. Only the great Sequoias and Bristlecone pines are known to be older.

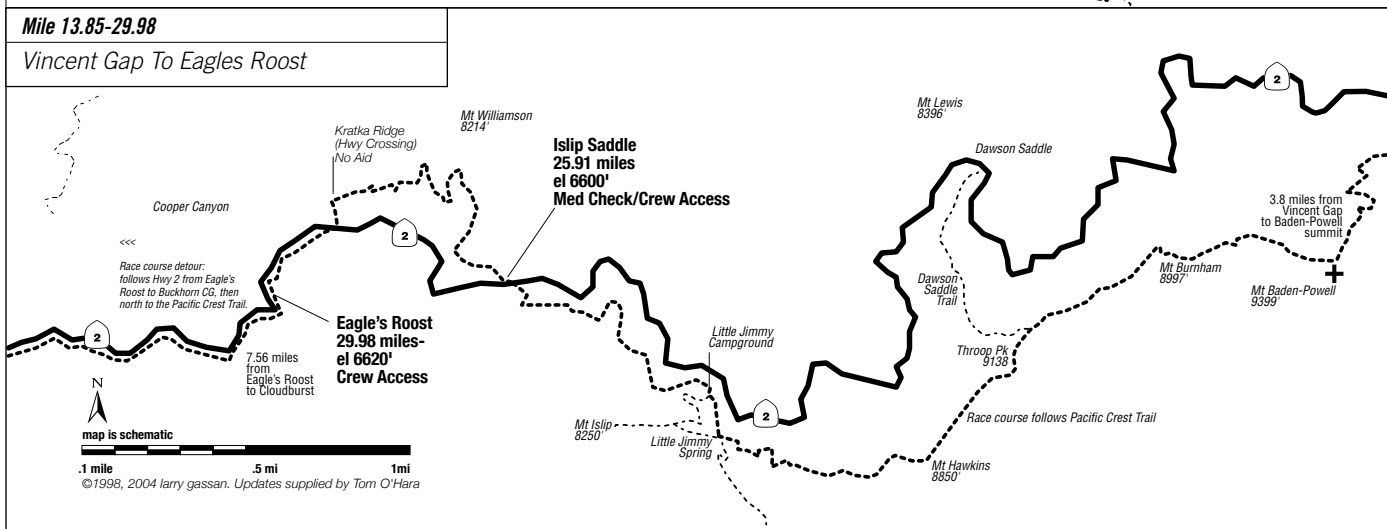
The bottom of the East Fork of the San Gabriel River may be seen more than a mile below the summit of Mt. Baden-Powell. Across this rugged chasm looms the massive peak of Mt. San Antonio ("Old Baldy", 10,064 feet), the highest peak in the San Gabriels. On a clear day, the San Gabriel Valley and other distant mountains are visible, as well as part of the Mojave Desert to the north.

From the signpost at the saddle near Mt. Baden Powell, the PCT section of the AC100 course then descends to Mt. Burnham (8,997'), Throop Peak (8,789'), and Mt. Hawkins (8,850') through Windy Gap and



Mile 0-13.85
Wrightwood to Vincent Gap

Travel Advisories:
 1) There are no gas stations or grocery stores between Wrightwood and La Cañada.
 2) Watch for rocks on the roadway.
 3) Watch for speeding motorcycles.



Mile 13.85-29.98
Vincent Gap To Eagles Roost

passes Little Jimmy Spring. This perennial spring is a great source of fresh, cold spring water. Then past Little Jimmy Campground to Islip Saddle (6,640', mile 26), at the base of Mt. Williamson. There is a toilet at Islip Saddle.

Mile 26: Islip Saddle

The course then heads up the trail toward Mt. Williamson (8,214') to a saddle that is within 300 feet of the peak. From the saddle, you can get a nice view of Eagle's Roost and Twin Peak. The trail then heads down Williamson to Eagle's Roost.

At Eagle's Roost the race course follows Hwy 2 to the Buckhorn CG exit road. This is due to a habitat closure of the Yellow Legged Frog.

The race follows the Burkhardt Trail for 1.4 mi back to the PCT in Middle Cooper Canyon, passing by Cooper Campground. Within the Canyon the AC100 course runs along the Little Rock Creek stream bed, finally leaving Cooper Canyon on a dirt road that connects with a 1.1 mile section of the

PCT to Cloudburst Summit (7,018', mile 35).

From Cloudburst Summit the course follows a gentle downhill grade and runs parallel to the Angeles Crest Highway by several springs and past Camp Glenwood (mile 41.25) until Three Points (mile 42.72). From Three Points, the AC100 course leads to a cut-off trail just before Sulfur Springs Campground. Turning leftwards over the ridge, trail contours around the ridge, dropping down to cross the drainage.

The Race-course turns left on the black-top road (5N04) northbound. Follow the road as it winds gently up to Alder Saddle, the intersection of road 3N17. Continue climbing leftwards up the exposed blacktop on Road 3N17.

Mile 49.08: Mt Hillyer

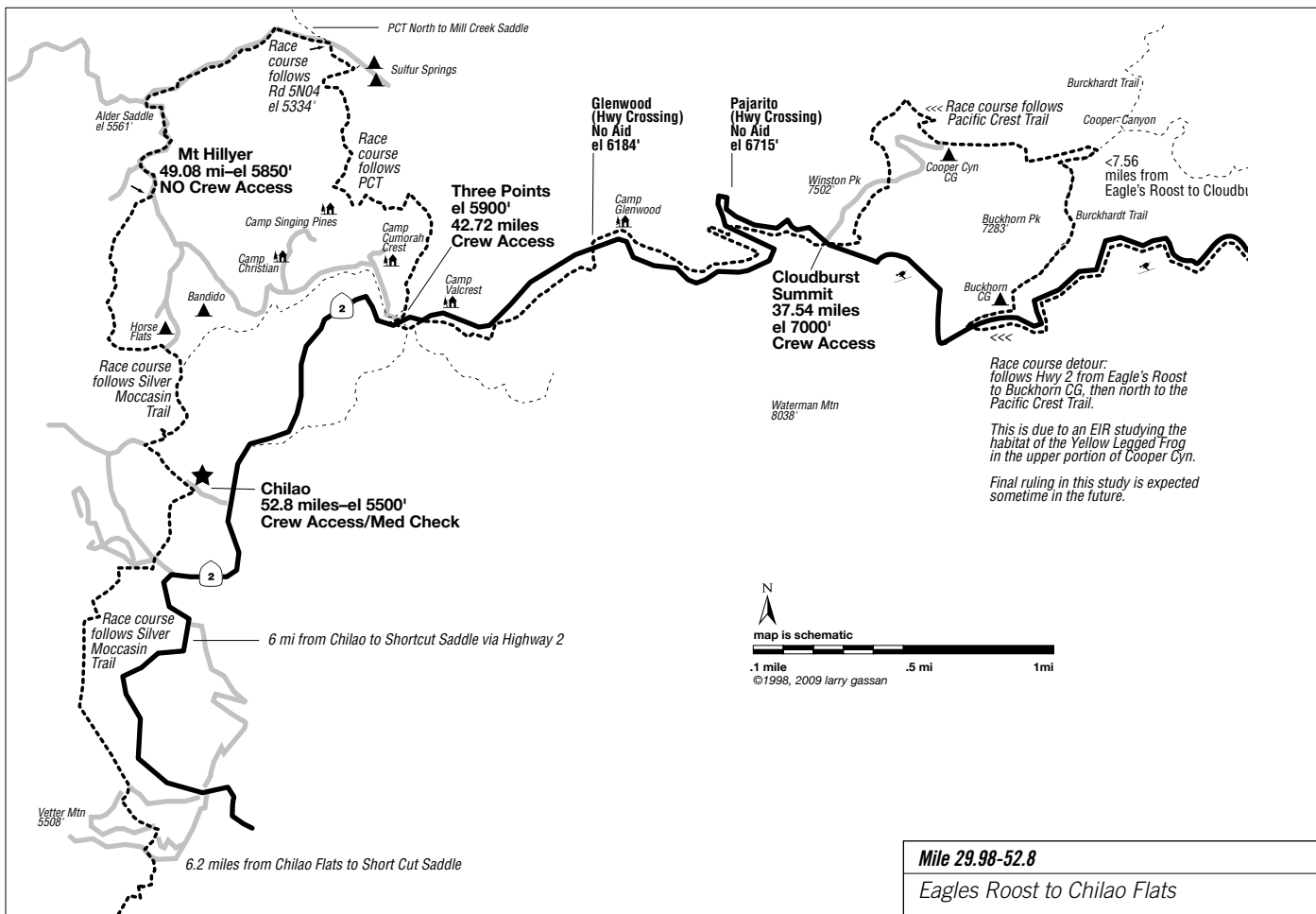
The Mt Hillyer Aid-Station is located at the top of the climb. Bear right between a set of sawed-off telephone poles set into the ground. The trail travels through trees and shrub over dirt and then open sandy terrain. The unsigned Mt Hillyer trail ascends

a slight grade, then makes a switchback up and over the knoll-like summit. The trail contours through and then descends through large sandstone boulder formations.

This portion of the Race-Course is well marked on race day, but can be tricky for the newcomer on training runs. The trail winds and then descends through large sandstone boulder formations to the Horse Flats Campground on the left side of a ridge. The Silver Moccasin Trail is rejoined at the Horse Flats Campgrounds. From there it is about 1.5 miles to the Chilao Visitor Center area.

Turn left when the trail intersects with the single-lane black-top road. Continue .5 mile past the large, tall conifer in the middle of the road. The Chilao Checkpoint will be located at the first "T" intersection to your right. Water is usually available via tap at the picnic area.

Turn right, staying on the blacktop, and pick up the trail to the right of the rest rooms and picnic areas.



Mile 29.98-52.8
Eagles Roost to Chilao Flats

Mile 52.8: Chilao Visitor Center

The Chilao Visitor Center is located within the Charlton-Chilao Recreation Area of the Angeles National Forest on the Angeles Crest Highway. It is also adjacent (1/8 mile) to Chilao Checkpoint (mile 52) at the Chilao Picnic Area. The Center offers an introduction to the forest through a variety of exhibits, trails and activities.

Chilao to Shortcut Saddle

The Race-course continues up over a ridge towards Chilao Campground on the Silver Moccasin Trail. Crossing the blacktop,

it skirts the campgrounds to the right.

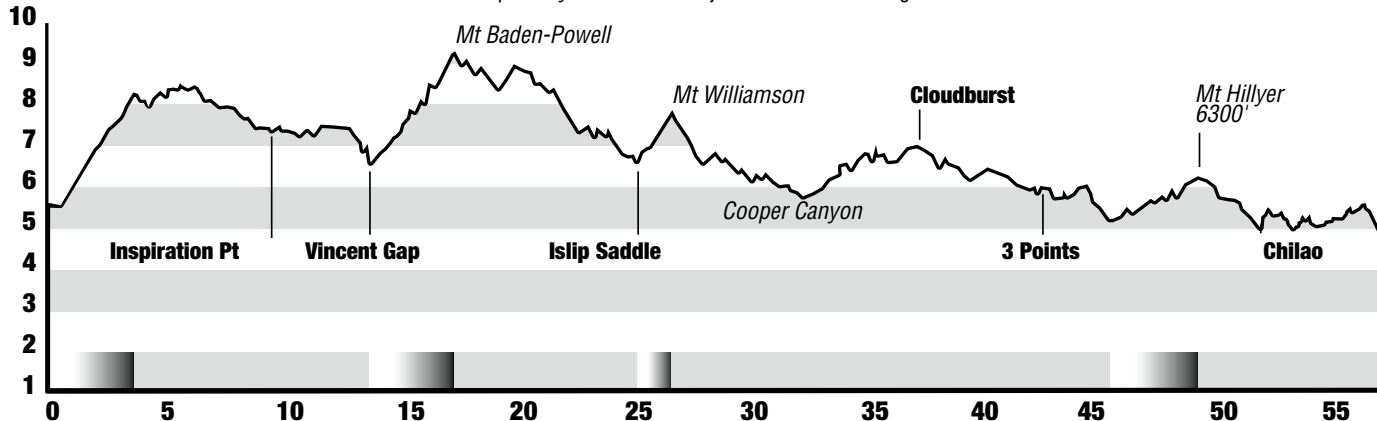
Continue down about 1/2 mile where the trail connects to a dirt road. Bear left. This dirt road is a rolling climb up to the Charlton Flats blacktop access road. Bear left. You will pass through an open wooded area, with a vintage wooden building (now destroyed by the Station Fire) on the left. At a picnic clearing right after a USFS pipe-gate, the trail is visible—but not obvious—off to the right.

Contour up the slope. At the Vetter Mtn/ Silver Moccasin trail junction, bear left.

The Silver Moccasin trail contours along a wooded slope with picnic tables scattered under the trees. You will pass a non-functioning faucet.

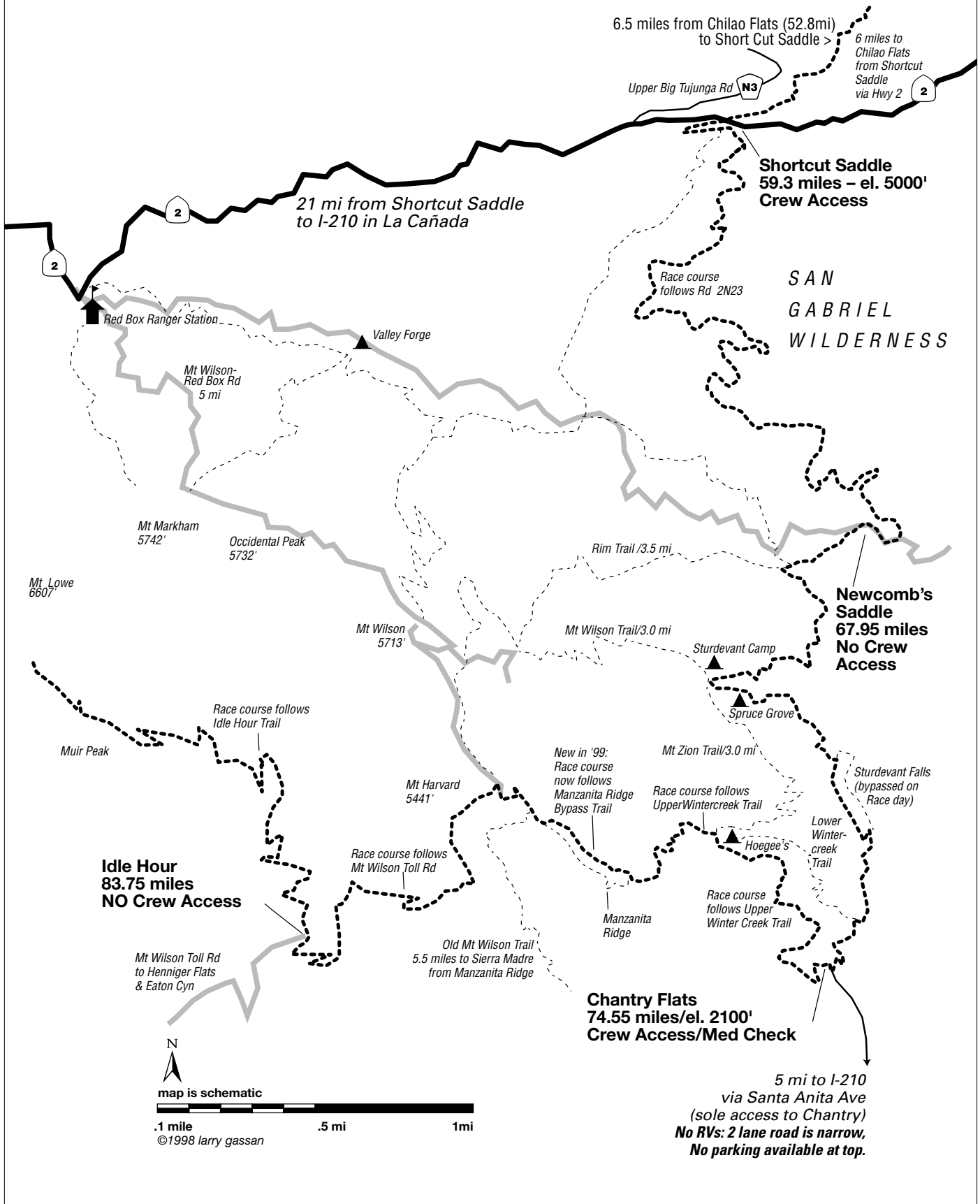
Following the NFS trail-markings, you will be contouring across a blacktop road up to the ridge. From here you can see Shortcut Saddle and Mt Wilson in the distance. Follow the trail down the SW facing slope, across the dry creek bed and up the other side. This part of the trail is obvious and there are no turnoffs. You will switchback up through manzanita and live oak. Poison

AC100 Race Course Elevation Profile with primary landmarks. Major climbs shown as gradients at base



Mile 59.3-83.75

Shortcut Saddle to Idle Hour



oak makes its first appearance on this slope, take care. Shortcut Saddle is about a mile up from the bottom.

Mile 59.3 to 67.95: Shortcut to Newcomb's Saddle.

The Shortcut Checkpoint will be set up in the road-side pull-out area. The trail resumes on the other side of Highway 2. Follow the NFS trail-wands for a short distance, then bear left on the dirt road 2N23. Follow this road down into West Fork. Cross the "concrete bridge", and start the long climb up to Newcomb's Saddle. It is a long 2.5 miles to the top. At the pipe-gate, turn right on Road 2N24. Run for .4 miles, bear left at the next "Y". The aid-station is on the south-facing side of the ridge, and you won't see it until you are right on top of it.

About 100' past the Checkpoint, the trail to Newcomb's Pass is on your left. The Pass is .7 miles further. At the Junction, turn left towards Spruce Grove Campground and the Sturtevant Church Camp in Santa Anita Canyon.

From Newcomb's To Chantry Flats via Big Santa Anita Cyn.

The AC100 runner enters Big Santa Anita Canyon at Newcomb's Saddle, the 68 mile point on the course. Sturtevant Camp, one of the more popular San Gabriel Mountain resorts during the Great Hiking Era (1895-1938), is 2.5 miles from Newcomb's Saddle. During training runs, water is available from a faucet at the camp, about 100 feet off the course. Three trails cross near the camp: the Gabrielino National Recreation Trail (the AC100 course), the Sturtevant Trail to Mt. Wilson, and the Mt. Zion Trail.

One of the big attractions of the Canyon are the 75' high Sturtevant Falls, a two mile hike from Chantry Flats. The falls are bypassed during the Run for safety reasons, the runner will still be able to hear them.

Emerging from the Canyon the AC runner passes by the Lower Winter Creek trail head, crosses the steel-beamed bridge, then heads .75 mile up the paved road to Chantry Flat (mile 75). Chantry Flat is a popular entry point for San Gabriel Mountain hikers and trail runners. As you cross the bridge looking to your right, you will see a check dam constructed of giant cement "Lincoln logs" built by the Los Angeles County Flood Control District and the Forest Service in the early 1960s. To your left you will see stands of oak, alder, willow and bay.

Mile 74.55: Leaving Chantry Flats via the Upper Winter Creek Trail

After leaving Chantry Flats, the AC100 runner travels uphill .5 mile on a paved road until it meets the Upper Winter Creek Trail head. The Upper Winter Creek Trail rolls uphill for 3 miles to the signed 3-way Hoegee's Junction.

The AC100 course bears left up the Winter Creek Trail towards Manzanita Ridge and the Mt. Wilson Trail for 2 miles. The trail to the right leaves the Race-course and heads down towards Hoegee's Camp.

Manzanita Ridge Bypass Trail to Mt Wilson (79 miles)

The AC100 course bears right on the signed Manzanita Ridge bypass trail for .85 miles until it reaches the original Manzanita Ridge/Sierra Madre Trail Jct. The Mt. Wilson Toll Road is another .5 miles beyond.

Mt Wilson Toll Road to Idle Hour: (83.5 miles)

The Manzanita Ridge trail section ends at the Mt Wilson Toll Road. Turn left. The Toll Road contours down on the "city" side of Mt Wilson for about 1.5 miles, when it begins its descent on the opposite side of the ridge into Idle Hour Canyon.

The Idle Hour Checkpoint is located at a switchback where the Idle Hour Trail branches right from the Toll Road, across a new wooden bridge built by AC100 Volunteers in 2001. The trail contours to your right up the slope.

Within a half-mile it summits a small saddle and begins to descend on the Idle Hour Canyon Trail. The runner will pass through the Campground and then cross two small creek drainages. The trail then parallels the drainage for a short time before beginning its long rolling climb up and over several ridges and drainages to the Sam Merrill Checkpoint.

Mile 89.25: Sam Merrill Checkpoint

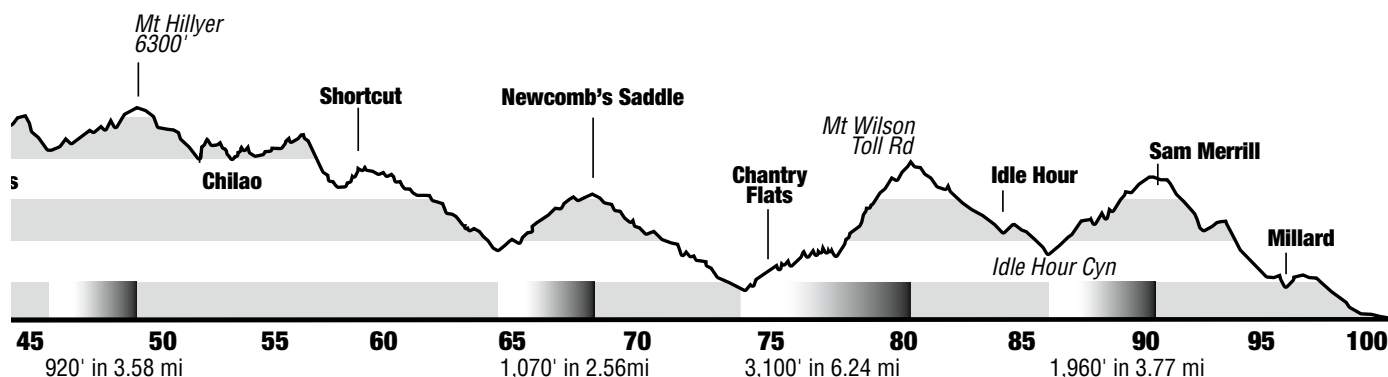
The Sam Merrill Checkpoint is located at the junction of the Mt Lowe Road, Idle-Hour Trail, Inspiration Point Road and the Middle Sam Merrill Trail.

The Middle Sam Merrill Trail bears left from the Idle-Hour Trail. It contours through manzanita, live oaks in decomposing granite formations. Shortly, Pasadena and the San Gabriel Valley vistas are visible again to the right.

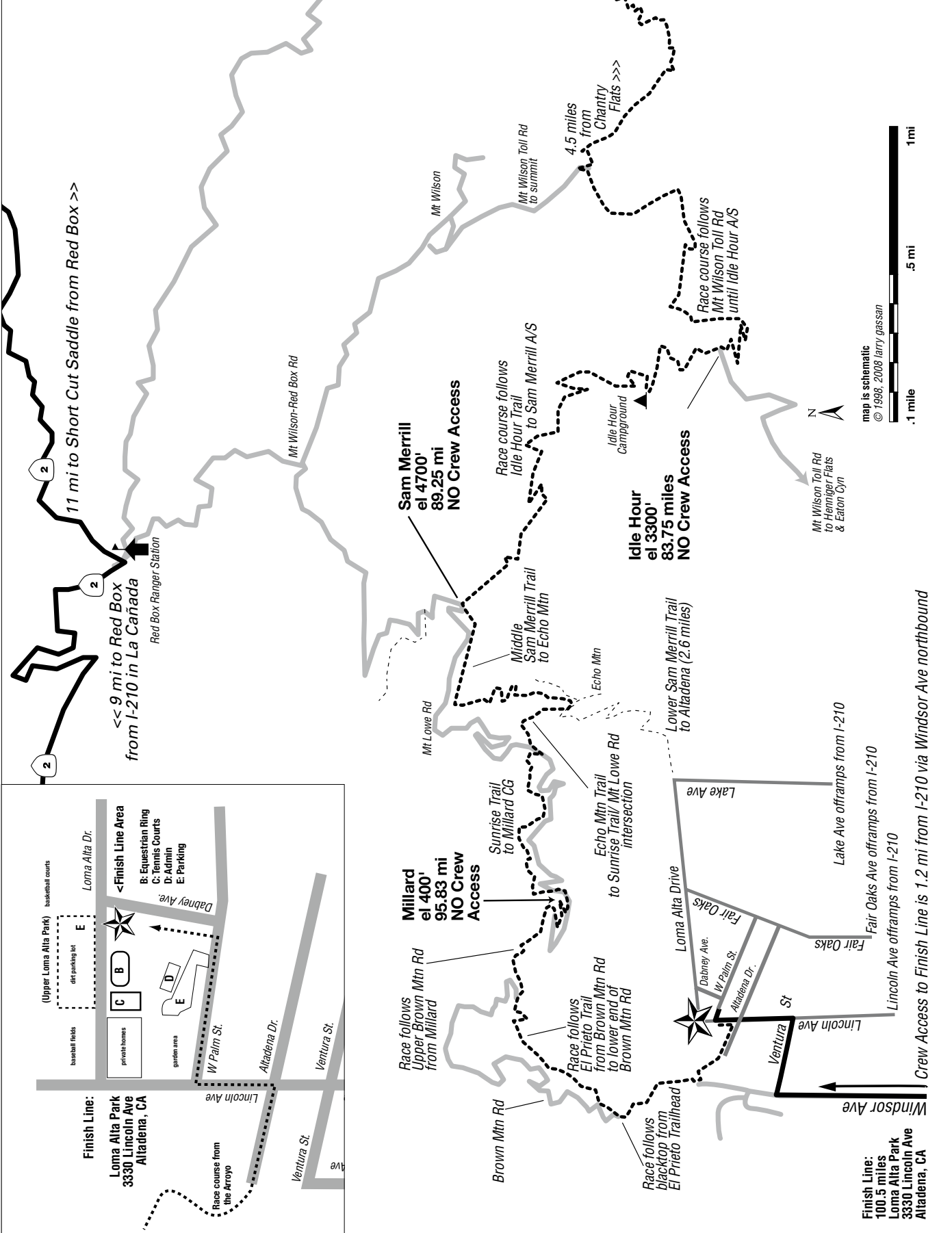
The trail descends in switchbacks through exposed red sandstone to the remains of the White City and Mt. Lowe Railway. The Middle Sam Merrill trail ends in a 3-way junction with the abandoned Mt Lowe Railway bed (AC100 Race-course) and the Lower Sam Merrill Trail. Turn right, bearing right! (The Lower Sam Merrill Trail drops straight to Lake St. in Altadena!)

The Mt. Lowe Railway Bed (Echo Mtn) to Sunset Trail Head

Runners follow the old railroad bed at a gentle uphill grade along the Echo Mountain Trail from Echo Mountain to the Sunset Trail head (mile 91) for .8 miles.



Mile 83.75 - 100.2
Idle Hour to the Finish Line



Sunset Trailhead to Millard (95.5 miles)

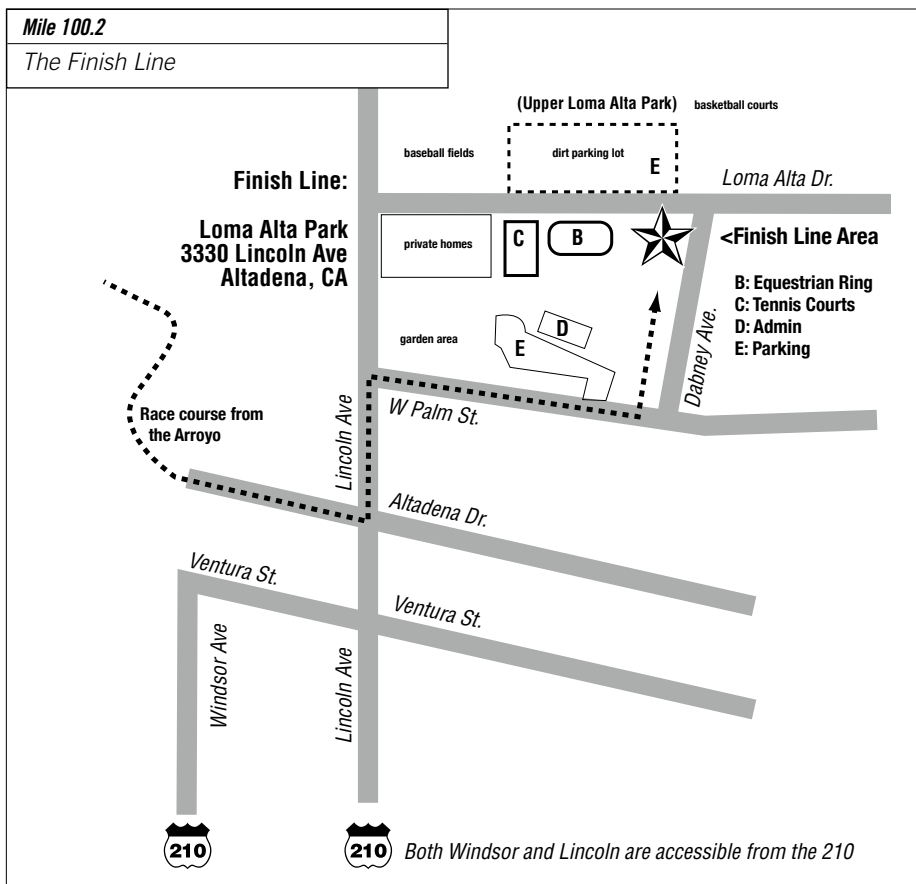
The Sunset Trailhead is less than 100 yards downhill from the Echo Mtn Trail/ Mt Lowe Rd junction. The 2.5 mile trail contours and joins the paved Mt Lowe Road to just above Millard Campground. Continue rightward on the blacktop for about 1/8 mile. Pick up the Millard Trail on your right for the next 1/2 mile down into the Millard Campground. At the bottom turn right and proceed up a shallow grade through the campground and to the Checkpoint.

Mile 95.5 – 100: Millard to the Finish

The runner leaves Millard Campground, crossing the shallow stream and continuing leftward on the main dirt road (Brown Mtn Rd.). This will be your last significant climb of the race. Continue on the road for a little over a mile, where you will pick up the El Prieto Trail on your left. The El Prieto Trail descends through a cactus grove and then into the trees in the El Prieto drainage. It follows a rolling downhill course up and around concrete debris dams. It will cross the creek bottom several times. At its finish the trail meets Lower Brown Mountain Rd (shown on maps as N2N70).

Proceed down the road for 150 yds, then turn left on the blacktop. From here you will stay on the pavement, crossing several bridges in the process.

About a mile from the finish, there is the last trail section on the left. The trail climbs up 100 yards above a pumping facility, where it intersects the end of W Altadena Drive. Run .3 mile to Lincoln Ave., turn left. Run north on Lincoln Ave for .2 miles. Turn right on W Palm St for .2 miles. Just before Dabney Ave, turn left into park. Run another 150 yards to the finish line.



Mile 100.2: The Finish, Loma Alta Park.

Loma Alta Park is located at 3330 Lincoln Ave, between W. Palm St and Alta Loma Drive. The Park is accessible from both Lincoln Ave and Windsor/Arroyo exits of the 210 Freeway, the Lincoln exit is a longer drive. Head north on Windsor Ave. Turn right at Ventura Street. Drive .6 miles to Lincoln Ave. Turn left on Lincoln. Drive .7 miles north to W. Palm St. Street parking is available, as the parking lot inside the park may be full.

Finish Line Facilities

The park is generally quiet, shady, complete with picnic areas and trees, and is generally cooler than the surrounding city.

RVs Are Not Recommended.

Loma Alta Park has limited parking and maneuverability. It is also a functioning equestrian center. Street parking is available. Watch for parking restrictions.

Mt Wilson Memories...

The Mt. Wilson Trail in Little Santa Anita Canyon is the oldest trail in the San Gabriel Mountains. During the Great Hiking Era, thousands of Southern Californians rode the Pacific Electric Red Cars to Sierra Madre, disembarked and hiked up this path to the popular trail resort at Orchard Camp.

Prof. Thaddeus Lowe, Civil War balloonist, man of fame and fortune, was the quintessential California dreamer. His dream was to build a railway and resort complex high above Pasadena in the San Gabriel Mountains. In the 1890s, his dream became a reality. During the height of its popularity, millions took Lowe's "Railroad to the Clouds" to fine hotels and spectacular views of Southern California.

Atop Echo Mountain was the White City with a hotel, observatory and a then the world's largest searchlight purchased from the 1893 Chicago World's Fair. From Echo Mountain tourists could board a trolley and ride another few miles to Mount Lowe Tavern at the end of the line. If you are running this section in the daylight, you will be able to see the old railroad ties and some of the concrete structures along the Echo Mountain Trail. One hundred feet to your left at the Castle Canyon Trail Junction on the Echo Mountain Trail, you will be able to see the large iron bull wheel that pulled the cars up the steep incline from Rubio Canyon. A fire swept through Echo Mountain in the early 1900's leveling all of the White City except the observatory. The foundation of Echo Mountain House and the original chalet are all that remains. The Mount Lowe Tavern burned in 1936. The railway was finally decommissioned in December 1937. All that remains of the fabled Mt Lowe tavern is a peaceful spot under old oaks and a big cone spruce next to a picnic table at the Mt Lowe Campground, just below the Mt Lowe-Idle Hour Junction, site of the Sam Merrill Aid Station.

4. Driving the Course

Road Closures & Detours: June 2010

Highway 2 is currently open from La Cañada to Wrightwood. It may close at any time. If so, all crew and support will have to detour around as shown on the map. Please refer to map and directions on page 19.

The Chantry Road is open (barring fire, road-bed blockage, or administrative closure). The Adams Pack Station is a good place to buy food and drinks year-round.

Gas Up Before You Go!

There are no gas stations or groceries on Highway 2 between La Cañada and Islip Saddle. Newcomb's Ranch may or may not be open. The alternate route is similarly lean in the mountain sections.

Mile 0 through 56 (detour option)

The first portion of the Race is very straightforward. Every crew-accessible Checkpoint is located either on Highway 2 or very near to it (Chilao). The Mt Hillyer Checkpoint is not accessible. Watch for falling rocks and suddenly-appearing racing motorcycles.

Short Cut Saddle to Chantry: Highway 2 to I-210

Proceed west on Highway 2, following the signs to La Cañada/Flintridge. Highway 2 intersects at the 210. All gas, groceries, and meals are available here.

Get on the 210 Fwy eastbound (towards

San Bernardino). You will be driving in south-easterly direction. You will pass the Windsor/Arroyo and Lincoln exits. Follow the signs for the 210 through the 210/134 interchange. Do not exit to the 134.

You are now driving east through Pasadena. Continue for 7.125 miles. Exit at Santa Anita Ave for Chantry Flats.

Exit the 210 at Santa Anita Ave. Turn left (north), under the freeway. After several lights, you will pass out of strip malls etc. into residential neighborhoods. The road to Chantry will be barred by a pipe gate. Depending on conditions, you may not be able to drive up the road.

RVs and Mountain Roads

No RVs to Chantry Flats (75mi). There is no room. No exceptions.

Race Day Parking At Islip Saddle (25mi)

Parking vehicles on narrow shoulders with vehicles on or over fog lines is illegal, and a safety hazard. Our agreement with the CHP is that we not interfere with traffic in any way. The possibility of traffic accidents due to improper parking along Highway 2 must be avoided.

The following measures are in effect:

- We will place temporary No Parking signs along the narrow shoulders.

- Encourage parking at pullouts a few hundred feet BEFORE Islip Saddle and along the extra-wide shoulders, whose average width is 9 to 17ft.

To The Finish Line From Short-Cut Saddle

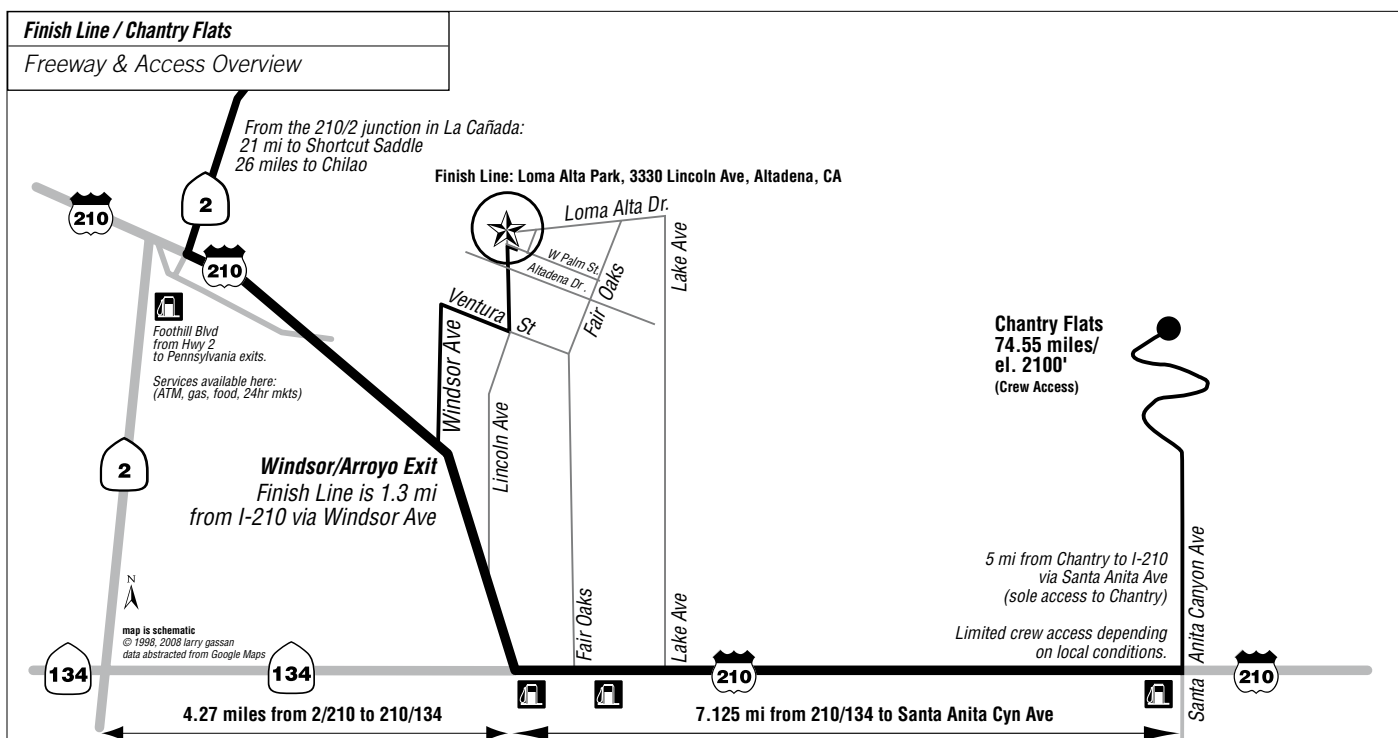
Exit the 210 Freeway at the Arroyo/Windsor exit. Drive north on Windsor about 1 mile, past the Jack-In-The-Box on Woodbury.

Loma Alta Park is located at 3330 Lincoln Ave, between W. Palm St and Alta Loma Drive. The Park is accessible from both Lincoln Ave and Windsor/Arroyo exits of the 210 Freeway, the Lincoln exit is a longer drive. Head north on Windsor Ave. Turn right at Ventura Street. Drive .6 miles to Lincoln Ave. Turn left on Lincoln. Drive .7 miles north to W. Palm St. Street

To The Finish Line From Chantry

Drive down from Chantry on Santa Anita Cyn Rd, the winding road you climbed up. At about 5 miles, you will see signs for the 210 Fwy. Get on the 210 West going back to Pasadena. Follow the 210 towards San Fernando. Exit to the right at the Arroyo/Windsor exit, approximately 2.5 miles N of the 210/134 interchange. You will see the Jack-in-The-Box at the top of the offramp.

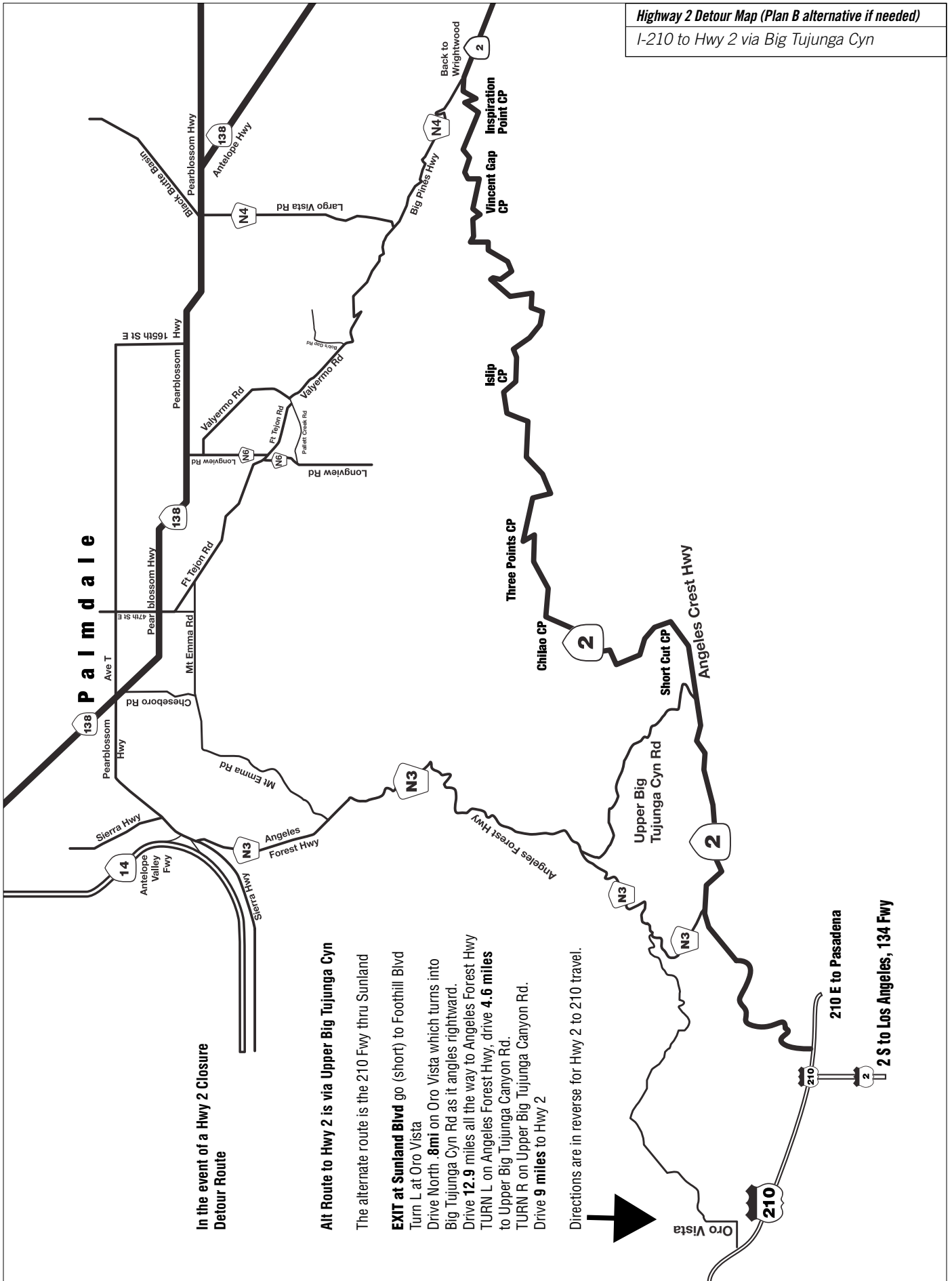
Turn right at the top of the ramp. Drive north 1 mile on Windsor Blvd as described earlier.



Shortcut/Finish Line/Chantry Flat transitions. For Area overview detail, see page 56.

Highway 2 Detour Map (Plan B alternative if needed)

I-210 to Hwy 2 via Big Tujunga Cyn




**In the event of a Hwy 2 Closure
Detour Route**

Alt Route to Hwy 2 is via Upper Big Tujunga Cyn

The alternate route is the 210 Fwy thru Sunland
EXIT at Sunland Blvd go (short) to Foothill Blvd
 Turn L at Oro Vista
 Drive North .8mi on Oro Vista which turns into
 Big Tujunga Cyn Rd as it angles rightward.
 Drive 12.9 miles all the way to Angeles Forest Hwy
 Drive 4.6 miles
 TURN L on Angeles Forest Hwy, drive 4.6 miles
 to Upper Big Tujunga Canyon Rd.
 TURN R on Upper Big Tujunga Canyon Rd.
 Drive 9 miles to Hwy 2

Directions are in reverse for Hwy 2 to 210 travel.



210
 210 E to Pasadena
 2
 2 S to Los Angeles, 134 Fwy

5. Awards



Garry Curry and Jussi Hamalainen (above) have completed every AC100 since the first race in 1986.



The Awards

The awards are presented at Loma Alta Park on Sunday during the picnic at the conclusion of the Run. The Awards for the Runners are as follows:

- Bronze Ram Award for first male and female finisher, 18 to 75 years.
- Bronze Ten Point Buck Award for the


2nd overall finisher if they did not get a bronze award.

- Bronze Cougar Award for first male and female finisher, 30 to 75 years.
- Bronze Arabian Stallion Award for the first male finisher, 35 to 75 years.
- Bronze Rhino Award for first male and female finisher, 40 to 75 years.

8 Races within the Overall Race:

The Categories

The Ram, 10 Pt Buck, Cougar, Horse, and Rhino are not traditional Age-Group Awards. Each award represents a different "Race within the Overall Race." If these were Age-Group Awards the Cougar Award would be available for the first runner who



Dominic Grossman and Paulette Zillmer, 2011 winners.

is 35 through 39, not 35 through 75. This unique awards system creates “eight races within the overall race.”

There are two Ram Races, one 10 Pt Buck Race, two Cougar Races, one Horse Race, two Rhino Races.

Example: If a 51 year old runner beats all the 35 year old runners, that runner automatically wins the Cougar Award (which is for 35 to 75) and the next fastest

40 year old wins the Rhino Award.

Buckles and Plaques

- Solid Sterling Silver/Solid 14k Gold Buckle for any runner that breaks the course record. Only one buckle per finisher.
- Solid 14k gold buckle for anyone that breaks the overall course record of 17:35:48.
- Solid Sterling Silver Belt Buckle for all sub-24 hour finishers.

- Second Sunrise Ram Buckle: For all runners crossing the finish line by the Second Sunrise (24:00 to 25:47 hours).
- 33 Hour Ram Buckle: Solid bronze, all Finishers between 25:47 and 33 hours.
- Distinctive engraved acid-etched metal plate mounted on a solid walnut plaque for all finishers.
- 5-color Finisher t-shirt for all finishers.

Eagle Award

For any runner who completes 10 consecutive Angeles Crest 100 Endurance Runs.

Elk Award

For any runner who completes 1,000 miles (with no time limit). You will receive credit for either the Eagle or the Elk Award but not both.

California Grizzly Award

For any runner completing 20 straight finishes, we will provide a Bronze Grizzly Award.

Related Races and Awards:

Western United States

Any runner completing the four one hundred mile endurance runs in the Western United States in the same year will be eligible for a distinctive plaque commemorating the accomplishment.

To be eligible, the runner must finish: the Western States 100, the Leadville 100, the Wasatch 100 and the Angeles Crest 100 Mile Endurance Runs.

Last Great Race on Earth

Any runner completing the six designated one hundred mile endurance runs in the United States in the same year will be eligible for a distinctive plaque commemorating the accomplishment.

To be eligible, the runner must finish:

- Two races in the Eastern US: the Old Dominion and Vermont Endurance Runs.
- Two races in the Central West: the Wasatch Front 100 and Leadville 100 Endurance Runs.
- Two races in the Western US: the Western States 100 and Angeles Crest 100 Endurance Runs.



*Arabian Stallion Award: First male finisher, 35 – 75
Elk Award: For 1000 miles finished, no time limit.*



Last Great Race (6 x 100)



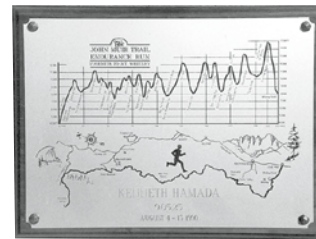
John Muir Trail



Western United States (4 x 100)



Plaque for completion of the Last Great Race (6 x 100)



Plaque for completion of the John Muir Trail



Plaque for completion of the Western United States (4 x 100)

John Muir Trail

This is not an organized event as the JMT is in a wilderness area where no organized event can be held. Runners completing the trail from Yosemite Valley to Mt. Whitney in ten days will receive a JMT t-shirt. They also may be eligible for a distinctive acid-etched stainless steel/solid walnut plaque commemorating the accomplishment. We will maintain information for others who may attempt the run and keep track of finishers.

If you are serious about running the JMT, start planning early. Topographic maps and books are available at backpacking stores.

Send specific questions and concerns regarding the JMT with a SASE to the AC100 Race Management.



1) Rhino Award: Male and Female 40 – 75.
 2) Eagle Award:

How the Awards Work...

This is the official explanation of the AC100 awards structure. First, discard traditional assumptions about “traditional” age groups.

Angeles Crest 100 Awards Structure: “Eight Overall Races In The Race”

Age Group	Ram 18-75 m & f	Buck, 10pt 18-75 m	Cougar 30-75 m & f	Arabian Stallion 35-75 m	Rhino 40-75 m & f
18-75	2 awards	1 award			
30-75			2 awards		
35-75				1 award	
40-75					2 awards

The point of the AC100 award structure is to encourage competition by continually leveling the playing field.

- 1) All runners (18-75) can run the Ram Race.
 - 2) The runner must be at least 30-75 to enter the Cougar Race
 - 3) A 51 year old runner can run all of the races.
 - 4) If a fast 51 year old runner beat all of the 40 year-old runners, he wins the Rhino Award. Jussi Hamalainen did this in 1997.
- Only the “overall winner” in a “traditional age group” is allowed to “race” out of their “traditional age group”. At AC100, everyone is encouraged to “race” out of their age group.
- 5) In the AC100 structure, if a fast senior runner beats the younger runner, then he takes their awards.
 - 6) At AC100, we reward performance by continually leveling the playing field.
 - 7) If you are are 50 and fast, you will do well here.

6. 2012 Race Team and Volunteers



Dick Sale, Sierra Madre Search & Rescue, founding radio team leader for the Race.

In Memory of Dick Sale

Dick Sale passed away in 2011. He was very active in both Amateur Radio Communication and Mountain Search & Rescue. He was a member of the Pasadena HAM Radio Club and the Sierra Madre Search & Rescue. We met 25 years ago when the Race first started. He was instrumental in establishing the communication network that is currently used on the race today—by placing repeaters at peaks along the course, so that each Checkpoint can get line-of-sight transmission to the next.

He also coordinated the Montrose, Sierra Madre, and Altadena Search & Rescue teams, so that they operated as a cohesive organization. He will be missed.

—Ken Hamada



Montrose Search and Rescue, led by John McKently.

Race Director: Ken Hamada

Co-Race Director: Hal Winton: (AC100 Trail Volunteers Trail-Building Program)

Ass't Race Director: Andy Morehead (Start & Finish Coordinator)

Ass't Race Director: Gary Hilliard (Medical Coordinator)

Search & Rescue Coord: Larry Smith, President, Sierra Madre Search & Rescue
USFS Trail-Building Program

Hal Winton

Training Runs: Hal Winton

Ham Radio and Packet Coordinator

John Minger/Steve Woo

Drop Bag Transportation:

Mountain High Ski Resort

Runners and Volunteers Database

Andy Morehead

Checkpoint Coordinators

Inspiration Point CP: Kirk Hess

Vincent Gap CPC: Pat Bittenbender

Islip Saddle CP: Ted Schultz

Kratka Ridge Road Crossing

Eagles Roost CP: Alicia Gross

Cloudburst Summit CP: Road Crossing

Pajarito Road Crossing

Glenwood Road Crossing

Three Points CP: Marty Minnich

Mt. Hillyer CP: Brian Provost

Chilao CP: Dave Emmons

Shortcut Saddle CP: Bill Ramsey

Newcomb Saddle CP: Mike Peralez

Chantry Flats CP: Sharon Spinnler

Idlehour CP: Trey Barnes

Sam Merrill CP: Stuart Sherman

Millard CP: Bob Adjemian

Finish Line Field Coordinator: Steve Klenk

Award Ceremony:

Hal Winton, Andy Morehead, Ken Hamada

Mountain Search and Rescue:

Sierra Madre Search and Rescue

Altadena Search and Rescue

Montrose Search and Rescue



Chantry Flats Aid Station crew (left to right) Tom O'Hara, Sharee Allen, Sharon Spinnler, Helmut Spinnler, s Nancy Tinker, Mary Ann O'Hara, Maria Vangilder, Tineke Scholten-Clayton, David Overstreet, Maria Case, Brett Terrell



2011 AC100 Inspiration Pt aid station crew: Greg, Taylor, Conner, Landon, Kirk Hess, Karissa.

7. Course Wildlife



Poodle Dog Bush

The Poodle-dog bush or Common turricula *Turricula parryi* tempts hikers with lush spikes of purple flowers that bloom between June and August. In favorable locations the leaves cover the stems to the ground, prompting its common name of poodle-dog bush. But touching, even sniffing it causes a delayed rash that sufferers describe as a combination of stinging nettle and poison oak. It is found in burned-over areas in the first few years after a fire.

These bushes are found in chaparral, on slopes and ridges from 100 to 2300m elevation. Its seeds can remain dormant in soil for long periods, with the plant springing up quickly when the soil is disturbed or after a wildfire. It is very common in the area burned by the 2009 Station Fire.

It grows into a moderate size, perennial woody shrub, branching from the base but with main stems extending for up to 3 meters. Its leaves are long and narrow, and may be toothed at the edge; they can be from 4 to 30 cm long. It flowers from June to August, having clusters (cymes) of attractive bell-shaped blue, lavender or purple flowers. However it has a rank smell.

Poodle-dog bush causes severe irritation if touched, akin to poison oak or stinging nettle. It can raise blisters lasting as long as two weeks. This contact dermatitis is due to prenylated phenolics exuded by hairs (glandular trichomes) of the plant. The principal irritants are derivatives of farnesyl hydroquinone and 3-farnesyl-P-hydroxybenzoic acid.

Abstracted from: [http://en.wikipedia.org/wiki/Turricula_\(plant\)](http://en.wikipedia.org/wiki/Turricula_(plant))




Poison Oak

Poison oak is distinctive by its triple leaf pattern with prominent veins and shiny surface. In the summer, leaves are yellowish-green, pink, or reddish, with small white or tan berries. In the fall, the leaves turn bright red or russet brown.

Poison oak is prevalent on the Upper Winter Creek Trail between Chantry Flats and Manzanita Ridge before the Wilson Toll Road. It reappears in Idle Hour Canyon, especially at the bottom. The next occurrences are on the Sunset Trail going into Millard Campground.

If you contact poison oak: wash with Fels-Naptha soap and cold water immediately, or Tecnu solvent, or generous floods of rubbing alcohol in a pinch. These may remove enough of the oil and save you from a major outbreak. Avoiding hot showers for 24 hours after exposure may reduce the degree of irritation.



Rattlesnakes

The Southern Pacific Rattlesnake is the most common rattlesnake inhabiting the San Gabriel Mountains. Average adult size is from 3 to 4 feet, but they may reach 5 feet. The rattlesnake usually announces itself by its distinctive rattle.

Snakes lack means of regulating body temperature, so daily and seasonal temperatures affect their degree of activity. In late fall, the snakes seek shelter in animal burrows or rock crevices. Here they spend the inter until the temperature rises in the spring. In the summer, the snakes are more active in the evening and morning, avoiding the mid-day heat.

Rattlesnakes have no external ears and

have poor eyesight, but they do pick up ground tremors and have a keen sense of smell. This is how they can detect your presence from a distance.

The reaction of a rattlesnake when disturbed depends on the conditions at the moment. Sex, age, species, weather and environmental conditions are important factors in rattlesnake behavior. A rattlesnake will generally withdraw or try to escape when encountered. But if it is cornered, teased or stepped on, it will put up a good fight.

Rattlesnakes are occasionally sighted during the Run. To reduce risk: **STAY ON THE MAINTAINED TRAILS.**

Once you're bitten, rattlesnake venom's primary course is through tissue, not the bloodstream. The venom is quite viscous and elements in the toxin break down tissue as it proceeds. The more venom in the bite, the more the progress. Unless one has been medically trained and knows how to use tourniquets, don't use the suction cup, the tourniquet or the blades to cut the area of the bite.

Fangs are about 3/4" long so the venom is injected quite deeply. Therefore one would need to cut quite deeply to get at the site and in doing so could sever an artery or a vein, ligaments or muscles, and as well introduce harmful bacteria (sucking on a bite, for example, introduces quite a bit of bacteria).

Tourniquets restrict blood flow and can further damage the area already being damaged by the venom—since the venom travels through tissue, those bitten have time to get help.

Hikers and runners are advised to move. Walking out, even with a leg bite, is much better than waiting for a companion to reach civilization and then coming back to get you. The longer you wait to get help, the more tissue can be destroyed.

If you have a cellphone, call 911 and ask for help for transport but keep moving out towards a road or a place where you get signal. If you are bitten on your hand or arm, keep that arm (hand, etc.) in a heart-neutral position. In other words, do not hold your arm above your head or keep your hand below your heart but rather try to hold your arm so the bite area is level with your heart. This position seems to slow the progress of the venom.

Don't try to catch the snake and kill it. Doctors no longer need to see the type of rattlesnake. The antivenom used (at \$3,000 per vial and most people need at least 6 of

these to start with) is a resulting mixture of four different types of snake venom that has been injected into sheep and then the antibodies have been culled to make the antivenom.

If you find yourself suddenly very close to a snake and the snake is moving along and away from you, just stop and do not move at all OR if you cannot stand to do that, take a very large step backwards and away from the snake. Most rattlesnakes are shorter than 3-1/2-4' and a good long step backwards will put you out of range should the snake feel cornered/threatened and turn to strike at you.



Black Bears

Two kinds of black bear inhabit California: the northwestern black bear and the Sierra Nevada black bear. They have not been hunted extensively in the state.

Black bears aren't just black. Their colors range from black and dark brown to cinnamon, light brown, and even yellow and bluish hues. Often cubs of one litter will be different colors.

Black bears eat everything: vegetation, berries, insects, honey, carrion, fish, frogs, fruit and nuts. In overpopulated areas, bears will eat tree bark, damaging second growth timber. While they don't normally prey on game or domestic livestock, they have been known to kill other animals.

The adult bear normally weighs between 200 and 300 pounds. The largest black bear in California on record weighed 498 pounds.

Mating season is in June. That's the only time male bears are with females. Females initially breed at three years of age, then every other year. The gestation period is about 7 1/2 months.

Bears den up and sleep during the winter, living off their stored fat. The young are born during this dormant period, usually in January. They are born blind and weigh only six to eight ounces.

While bears appear clumsy with their flat footed, shuffling gait, they can travel fast and climb trees with ease. Bears tend to be nocturnal and usually aren't active during the day.

The last California Grizzly Bear in southern California was shot in 1903. Large and ferocious, these animals killed livestock and many early settlers. They even stalked the slopes of Mt. Baden-Powell. Grizzlies were eventually judged too dangerous and exterminated in California. The last grizzly bear in California was killed in 1922 in Tulare County.

Sightings Of Mountain Lions

There have been a significant number of mountain lion sightings in local foothills. A healthy mountain lion population coupled with habitat loss are among the reasons for increased sightings ***Less than forty Americans have been killed by mountain lions, and approximately thirty have been injured. Compare this to an average of 40,000 deaths per year from highway fatalities.***

Throughout the West, mountain lions are now classified as game animals, which means hunting is regulated to prevent excessive "harvest." In addition, in 1989, Californians passed a law that gives the cats full protection from hunting. This law also mandated special funding to protect their habitat.

These measures worked. Most observers agree that there are now more mountain lions in the West than there were 20 or even 50 years ago. One indication is the attacks on humans.

Like other big cats, mountain lions specialize in killing large mammals with hooves, primarily deer and elk. They're also able to live on smaller prey.

A human standing up is not the right shape for a cat's prey. An erect person's head and neck are in the wrong place. Most adult humans are taller than typical lion's prey. The location of the neck is the most important, for that's where the cat bites to kill. When a bear encounters a big cat, it stands up in a defensive mode. A person sitting, squatting or bending over looks a lot like four-legged prey. So standing up, facing the mountain lion, not running away, making a lot of noise, and putting on a face, may deter big cat attacks.

Bighorn Sheep

Bighorn sheep, like mountain goats and caribou, are a wilderness species intolerant of human disturbance.

Bighorn sheep are round, thick, and short-bodied. The pelage, similar to that of deer, is darker on rams than ewes. The Nelson bighorn is light steel-gray in color. The California bighorn is light, pearl-gray. The

peninsula bighorn is paler than either.

Adult rams usually weigh up to 140 pounds. Prime animals weigh 200 pounds or more. The head and horns alone may be over 30 pounds in large specimens. Ewes are much smaller and lighter.

Male and female bighorn grow horns they never shed. Growth rings on the horns indicate the animal's age. Ewe horns are erect and flat, measuring up to 10 inches long on adults. Mature rams have round, curving horns which may be a half circle, three-quarters, or even a full circle. The horns on a two-year-old ram look like ewe horns. At three years of age, rams are distinguished from ewes by larger, more curled horns.

Bighorns live up to 17 years. Their life span depends on range conditions. For most of the year, bighorns divide into ewe bands and ram bands. During breeding season (October through December), they gather into mixed groups. Females breed at 18 months. The gestation period is about six months. Lambs are born in April and early May, usually as singles—twins are uncommon. Lambs are completely weaned at four to five months of age.

Bighorn sheep can go a long time without water, and may range as far as 20 miles from the closest water source. Adults seldom come to water while on green, succulent feed. Lambs never come to water while nursing.

In the summer, California bighorn scatter in high mountain country above timberline. They migrate down in the fall to spend the winter on lower ranges. Bighorn sheep feed on grass, sedges, forbs and browse. Succulent forage is extremely important during the long, hot, dry periods of the year.

Since 1873, state law has afforded the bighorn year-around protection, but poaching still occurs in remote areas.

There are an estimated 2,000 to 2,500 bighorn in California, throughout the San Gabriel Mountains, Death Valley National Monument, and Joshua Tree National Monument.

Deer in the San Gabriels

There are five kinds of mule deer in California, all considered to be members of the same species, *Odocoileus hemionus*. They are: Columbian black-tailed deer, California mule deer, Rocky Mountain mule deer, Southern mule deer, and the burro mule deer.

Deer are primarily browsing animals. They eat twigs, buds, and leaves of shrubs and trees. They also rely on acorns in some

areas. In the spring and fall they will eat grasses, weeds and other green herbaceous plants.

Deer have keen hearing. Air movement governs its sense of smell. Deer have poor vision for stationary objects but are quick to catch motion.

Bucks alone have antlers. Antlers are shed every year in midwinter and the bucks go bare-headed until a new set starts to grow in early spring. They grow anew each year.

Growing antlers are covered with a velvet-like skin until fully developed, at which time the skin is shed. During the growing period the antlers are filled with blood and nerves and are sensitive and easily injured. By the time the mating season begins, the antlers have shrunk and become hard and insensitive and the velvet has been rubbed off.

The size of the antlers and the number of points on each side generally increase as the deer progresses toward maturity, after which the number of points may be less numerous in old age. However, both size and the number of points may vary with the diet, particularly in the first year of life. A yearling on good feed may have three-point antlers and a three-year-old on poor feed may wear only spikes. An adult buck in the prime of life ordinarily has four points on each side. Antlers are unreliable as indicators of age. Age can be determined only by tooth development and wear.

Both bucks and does have reddish coats during the summer, but their colors change to gray in the fall as the long hairs of their coats grow out to form the winter pelage. Fawns are born with spotted coats but lose the spots about 8 to 10 weeks after birth, or about the time they are weaned.

In California, deer seldom breed before they are 16 to 18 months old. The necks of

the bucks become swollen several weeks before the actual breeding season and remain so until the breeding activity subsides. Does may have as many as three separate breeding periods during the season, spaced about 28 days apart.

If they fail to breed during the first period, they may breed during the second or third period.

Breeding seasons vary with elevation and latitude, but are generally timed so that the young are born during the time of the year when green herbaceous feed is available. The does carry their young for 195-210 days or about seven months and commonly bear single fawns.

The peak of the fawning season varies throughout the State, from early April in parts of coastal California to mid-July in the Sierra Nevada. Some fawns are born earlier and some are born later than the peak periods. Fawns are usually weaned about 60 to 90 days after birth.

The California mule deer is the second most abundant subspecies of deer in the State and is found in abundance in the San Gabriel Mountains.

The animal is migratory except in coastal Southern California and foothill areas where snow does not cause range shifts. The breeding season occurs in October or November in areas along the coast, but extends as late as mid-December in high mountain ranges in the interior.

Nobody knows how many deer were in California when the early settlers arrived. Historical records indicate that in pioneer times deer may not have been as common in the high mountains as they are now, but they were numerous in the valleys and foothills.

After the gold rush hit California with full impact and the settlers began to crowd

in, the deer population began to decline. Although market and hide hunting, as well as the day-by-day take of deer for food by individual settlers, is usually charged with having caused the decline in deer numbers, overgrazing and range depletion also had a major impact. As a result of these factors, the deer population reached a low ebb around the turn of the 20th century.

Today, the deer are the most abundant and most popular big game animal in California. 'In the face of phenomenal increases in the human population with its attendant spread of settlement and cultivation of the soil, mining, logging, livestock grazing, and all the other activities that have changed the primitive aspect of the land, deer have made a big comeback.

The growing deer population is the result of several factors, the most important of which is the ability of deer to live close to humans. Populations of some species of native animals have declined or have disappeared entirely as a result of man's civilization. However, the deer, like the coyote, has adapted itself to and benefited from many of man's activities.

Clearing of foothill and mountain homesteads, timber cutting, and forest fires have created openings and led to the spread of palatable herbs and browses that have actually improved the deer habitat. The establishment of protective laws and enforcement by game wardens gave the adaptable deer enough protection to take advantage of their ability to reproduce and multiply.

Since mountain lions inhabit the same range as the deer and deer make up a large part of its diet, the growing deer population has created an opportunity for its natural predator, the mountain lion, to thrive.



Station Fire aftermath: panorama looking east from Mt Wilson, CA. Sept 2010

8. Finishers by Rank



Finish Line 1994: Ben Hian, Joanne Urioste, Evelyn Marshall and Joe Schlereth

Ranking and Alphabetical Listing Notes

Finishers are alphabetically indexed by time and name (starting on page 44). Winners are indicated in boldface.

Awards are listed in full when possible. Finishers for the Last Great Race, the

Western United States, and John Muir Trail are listed after the finisher index.

Awards Abbreviations

G/S Buckle: Gold/Silver Buckle
LGR5: Last Great Race (5 races)
LGR6: Last Great Race (6 Races)

W4: Western United States

Ram's Head: Sportsman of the Year

JMT: John Muir Trail

2SR: Second Sunrise

Rank	Name	Home	Time	Year	Award	Rank	Name	Home	Time	Year	Award
1	O'Brien, Jim, 36	CA	17:35:48	1989	G/S Buckle	31	O'Brien, Jim, 34	CA	19:51:47	1987	
2	Koerner, Hal, 32	OR	18:29:18	2008	Ram	32	Jones-Wilkins, Andy, 36	CA	19:53:06	2004	Horse
3	Koerner, Hal, 30	OR	18:37:29	2006	Ram	33	Howard, Troy, 34	CA	20:00:23	2007	Cougar
4	Hian, Ben, 25	CA	18:39:48	1994	Ram	34	Schlereth, Joe, 43	CA	20:04:11	1993	
5	Hian, Ben, 27	CA	18:50:24	1996	Ram	35	Jones-Wilkins, Andy, 36	CA	20:07:30	2003	Cougar
6	Pacheco, Jorge, 34	CA	18:52:24	2003	Ram	36	Angle, Justin, 34	WA	20:08:00	2008	
7	Pacheco, Jorge, 33	CA	19:05:06	2001	Ram	37	Nielsen, Tom, 38	CA	20:09:22	1997	Cougar
8	Hian, Ben, 29	CA	19:05:35	1998	Ram	38	Herrera, Carlos, 22	MEX	20:10:33	2007	10Pt Buck
9	Nielsen, Tom, 40	CA	19:07:50	1999	Ram	39	Kissell, Bill, 32	CA	20:10:52	1987	
10	Nielsen, Tom, 41	CA	19:09:04	2000	Ram	40	Hamalainen, Jussi, 45	CA	20:12:56	1991	G/S Buckle
11	Pacheco, Jorge, 36	CA	19:10:28	2004	Ram	41	Hamalainen, Jussi, 41	FIN	20:15:20	1987	
12	Hian, Ben, 26	CA	19:11:11	1995	Ram	42	Sakurai, Kaname, 35	JPN	20:15:27	2000	Cougar
13	Jurek, Scott, 24	SD	19:15:06	1998		43	Schlereth, Joe, 45	CA	20:17:25	1995	
14	Pacheco, Jorge, 42	CA	19:20:30	2010	Ram	44	Hamalainen, Jussi, 46	CA	20:18:05	1992	
15	Shufflebarger, Fred, 44	CA	19:22:16	1992	G/S Buckle	45	Put, Hans, 39	NY	20:18:13	2000	Arabian Stallion
16	Howard, Troy, 35	CA	19:25:00	2008	Cougar	46	Grossman, Dominic, 24	CA	20:21:18	2011	Ram
17	Nielsen, Tom, 39	CA	19:26:08	1998	Cougar	47	Gensichen, Jim, 39	CA	20:21:49	1988	G/S Buckle
18	Flores, Gabriel, 29	CA	19:30:36	1995		48	Nielsen, Tom, 37	CA	20:22:22	1996	Cougar
19	Medina, Guillermo, 30	CA	19:30:36	2004	Cougar	49	Nielsen, Tom, 47	CA	20:23:07	2006	Cougar
20	Hamalainen, Jussi, 44	CA	19:31:24	1990	G/S Buckle	50	Sawchuk, Kevin, 32	VA	20:23:14	1997	
21	Medina, Guillermo, 29	CA	19:33:13	2005	Ram	51	Nielsen, Tom, 46	CA	20:26:18	2005	Horse
22	Dean, Kevin, 36	CA	19:34:41	2007	Ram	52	Torrence, Ian, 27	NV	20:26:19	1999	10Pt Buck
23	Gonzalez, Cirildo, 43	MEX	19:37:03	1997	Ram	53	Barker, Leland, 39	UT	20:30:26	1997	
24	Gensichen, Jim, 38	CA	19:37:13	1987	G/S Buckle	54	Hamalainen, Jussi, 43	CA	20:31:21	1989	
25	Shufflebarger, Fred, 45	CA	19:41:44	1993	Ram	55	Hamalainen, Jussi, 47	CA	20:33:25	1993	
26	Jones-Wilkins, Andy, 37	CA	19:43:18	2005	Cougar	56	Hoang, Kyle, 35	CA	20:35:30	2006	Horse
27	Pellon, Jim, 37	CA	19:44:44	1987		57	Freeman, Lon, 29	CA	20:38:18	2004	
28	Schlereth, Joe, 44	CA	19:50:47	1994	Rhino	58	Angle, Justin, 33	WA	20:38:50	2007	
29	Jurek, Scott, 25	WA	19:51:19	1999	10Pt Buck	59	Lopez, Oswaldo, 36	CA	20:39:30	2008	Horse
30	Hamalainen, Jussi, 49	CA	19:51:26	1995	Rhino, Eagle	60	Torrence, Ian, 25	NV	20:40:37	1997	



Fred Shufflebarger & Hal Winton, 1994



Kelly Solverson, 2005



Honey Albrecht, 2007

Rank	Name	Home	Time	Year	Award	Rank	Name	Home	Time	Year	Award
61	Harris, Stephen, 41	CA	20:43:04	1995		123	Marshall, Evelyn, 37	CA	22:01:16	1995	Ram
62	Medina, Guillermo, 28	CA	20:45:12	2003	10Pt Buck	124	Davis, Lance, 33	CA	22:03:10	1993	
63	Polley, Brian, 36	CA	20:45:17	2007	Horse	125	Matthys, Ignace, 32	BEL	22:05:26	1991	
64	Schlereth, Joe, 46	CA	20:46:34	1996	Rhino	126	Banderas, Carlos, 50	CA	22:05:48	2000	8pt Buck
65	Nava Lopez, Osbaldo, 35	CA	20:51:16	2007		127	Franko, Joseph, 45	CA	22:08:07	1991	
66	Torrence, Ian, 26	NV	20:52:21	1998		128	Flynt, David, 39	CA	22:08:17	1995	
67	Herrera, Juan, 28	MEX	20:52:29	1997		129	Medina, Guillermo, 33	CA	22:08:18	2008	
68	Herrera, Madero, 25	AZ	20:54:45	1996		130	Spencer, Douglas, 38	CA	22:08:53	1996	
69	Gunnarsson, Patrik, 33	CA	20:57:53	1998		131	Medina, Guillermo, 27	CA	22:09:30	2001	
70	Hines, Jeff, 36	CA	20:59:04	1996		132	Carr, Derrick, 39	VA	22:11:14	2000	10pt Buck
71	Schlereth, Joe, 42	CA	20:59:18	1992		133	Medina, Guillermo, 36	CA	22:11:24	2010	Eagle
72	Koerner, Hal, 28	CO	20:59:24	2004		134	Seminoff, Tim, 38	UT	22:12:07	1996	
73	Capewell, Dale, 31	CA	21:04:30	1994		135	Cheese, Tom, 31	CA	22:12:56	1990	
74	Medina, Guillermo, 31	CA	21:05:15	2006		136	L'Heureux, Prudence, 38	OR	22:13:06	2008	Ram
75	Hamalainen, Jussi, 42	CA	21:05:22	1988		137	Hian, Ben, 24	CA	22:14:00	1993	
76	Put, Hans, 37	NY	21:06:08	1998	Horse	138	Nordell, Ashley, 27	CA	22:14:19	2007	
77	Val Verde, Al, 40	CA	21:06:09	1998	Rhino	139	Goggins, David, 32	CA	22:15:19	2007	
78	Riley, Jeff, 37	OR	21:08:33	2006		140	Jones-Wilkins, Andy, 33	AZ	22:15:36	2000	
79	Medina, Guillermo, 26	CA	21:13:05	2000	10Pt Buck	141	Kulak, Joseph, 35	CO	22:16:12	2003	LGR6
80	Parsons, Chip, 38	CA	21:13:05	1992		142	Hines, Jeff, 40	CA	22:16:49	2000	
81	Bien, Rod, 36	OR	21:14:12	2008		143	Franko, Joseph, 44	CA	22:17:51	1990	
82	Nava Lopez, Osbaldo, 34	MEX	21:14:28	2006		144	Pals, Lou, 50	CDN	22:18:21	1992	
83	Harris, Stephen, 34	CA	21:17:40	1988		145	Dobberteen, Dean, 32	CA	22:19:33	2007	
84	Spencer, Douglas, 39	CA	21:17:53	1997		146	Gonzalez, Cirildo, 44	MEX	22:20:05	1998	
85	Finkbeiner, Bill, 36	CA	21:18:28	1992	W4	147	Ingstrom, Heikki, 34	UT	22:21:03	1992	
86	Hamalainen, Jussi, 48	CA	21:19:46	1994		148	Ulrich, Marshall, 38	CO	22:22:14	1989	LGR6
87	Slater, Jack, 42	CA	21:20:17	1989		149	Balsley, David, 42	NY	22:22:35	1989	
88	Hamalainen, Jussi, 51	CA	21:20:55	1997	Rhino	150	Sawchuk, Kevin, 34	CA	22:23:53	1999	
89	Karnazes, Dean, 41	CA	21:21:18	2003	Horse	151	Park, David, 39	CA	22:24:51	1995	
90	Polley, Brian, 39	CA	21:23:24	2010	Cougar	152	Spencer, Douglas, 41	CA	22:25:25	1999	Horse
91	Shufflebarger, Fred, 43	CA	21:24:01	1991		153	LaDuc, David, 41	CA	22:26:12	2010	Rhino
92	Romero, Ruperto, 46	CA	21:25:12	2010	Horse	154	Caldwell, Donald, 45	CA	22:27:50	1989	
93	Worswick, Jonathan, 34	CA	21:27:32	1997		155	Marcelli, Mark, 42	CA	22:29:18	2001	
94	Schlereth, Joe, 39	CA	21:31:58	1989		156	Huffman, Dennis, 45	CA	22:29:28	1994	
95	Barger, Dan, 25	CA	21:35:20	1990		157	Taylor, Dana, 33	CA	22:29:28	1994	
96	Romero, Ruperto, 42	CA	21:35:26	2007	Rhino	158	Romero, Ruperto, 45	CA	22:30:06	2008	Rhino
97	Madden, Kurt, 39	CA	21:35:53	1994		159	Greaves, Martyn,	GB	22:30:20	1987	
98	Cervantes, Martimiano, 46	CA	21:36:59	1998	8pt Buck	160	Bogenhuber, Alfred, 48	CA	22:31:05	1988	
99	Schlereth, Joe, 41	CA	21:37:27	1991	W4	161	Hoff, Bruce, 32	CA	22:31:17	1995	
100	Romero, Ruperto, 47	CA	21:37:30	2011	Cougar	162	Thornley, Craig, 39	OR	22:31:18	2003	
101	Slater, Jack, 41	CA	21:40:05	1988		163	Dobberteen, Dean, 35	CA	22:31:36	2010	
102	Harris, Stephen, 40	CA	21:40:16	1994		164	Demorest, John, 38	CA	22:31:54	1989	
103	Mendoza, Adaberto, 49	CA	21:41:18	2001	Elk	165	Hamalainen, Jussi, 52	CA	22:33:46	1998	Buffalo
104	Harris, Stephen, 44	CA	21:42:46	1998		166	Britcliffe, Kathy, 34	CA	22:36:57	1989	
105	Harris, Stephen, 43	CA	21:43:04	1997		167	Flynt, David, 38	CA	22:39:30	1994	
106	Slater, Jack, 43	CA	21:45:14	1990		168	Johns, Sherry Kae, 40	AZ	22:39:35	1995	Rhino
107	Ehrhard, Ron, 28	CA	21:47:14	1998		169	Mills, Scott, 48	VA	22:40:59	1999	Rhino
108	Torres, Carlos, 20	MEX	21:47:24	2005	Rams Hd	170	Gunnarsson, Patrik, 32	CA	22:42:05	1997	
109	Harris, Stephen, 38	CA	21:49:56	1992		171	Perez, Angel, 36	CA	22:42:18	2007	
110	Hines, Jeff, 35	CA	21:50:36	1995		172	Nielsen, Tom, 51	CA	22:42:30	2011	
111	Provost, Richard, 40	CA	21:52:00	1986	G/S Buckle	173	Harris, Stephen, 42	CA	22:43:41	1996	
112	Banderas, Carlos, 48	CA	21:53:52	1998		174	McGilvery, Wayne, 31	CA	22:44:26	1999	
113	Park, David, 38	CA	21:54:33	1994		175	Banderas, Carlos, 47	CA	22:45:05	1997	8pt Buck
114	Mendoza, Adaberto, 48	CA	21:55:35	2000	Rhino	176	Schlereth, Joe, 40	CA	22:46:19	1990	
115	Hamalainen, Jussi, 50	CA	21:55:40	1996	Buffalo	177	Medina, Guillermo, 25	CA	22:47:35	1999	
116	Brainard, Dick, 44	MA	21:56:06	1989		178	Perez, Angel, 32	CA	22:48:18	2003	
117	Atlas, Dave, 33	MT	21:56:13	1992		179	White, Micah, 38	CA	22:48:24	2001	
118	Staupe, John-Mark, 26	AZ	21:56:18	1991		180	Hamalainen, Jussi, 40	CA	22:49:00	1986	
119	Slater, Jack, 39	CA	21:59:00	1986		181	Portelance, Rolly, 47	CA	22:49:06	1990	
120	Kiddoo, Phill, 29	CA	22:00:00	2004		182	Mills, Scott, 57	CA	22:49:06	2008	8pt Buck
121	Bon, Suzanna, 43	CA	22:00:15	2007	Ram	183	Huffman, Dennis, 42	CA	22:49:56	1991	
122	Romero, Ruperto, 42	CA	22:00:23	2006	Rhino	184	Wood, Blake, 37	NM	22:50:38	1995	



Evelyn Marshall, 1993



Ben Hian, 1994



Scott Sullivan, 2005

Rank	Name	Home	Time	Year	Award	Rank	Name	Home	Time	Year	Award
185	Medina, Guillermo, 32	CA	22:50:40	2007		247	McCarthy, Willis, 35	CA	23:29:01	1990	
186	Cave, John, 32	WA	22:51:55	1992		248	Idema, Ashley, 26	OR	23:29:05	2006	Ram
187	Horton, Roch, 50	UT	22:53:18	2008	Buffalo	249	Sherman, Stu, 49	CA	23:29:18	2004	Rhino
188	McKenzie, Scott, 40	CA	22:53:48	1995		250	Grobeson, Jay, 44	CA	23:29:24	2005	Rhino, Elk
189	Flores, Gabriel, 32	CA	22:53:59	1998		251	Westergaard, Danny, 31	CA	23:29:32	1990	
190	Winter, Tom, 45	CA	22:54:40	1994		252	Thompson, Jeff, 39	CA	23:29:54	1990	
191	Nordell, Ashley, 28	CA	22:55:30	2008		253	Maddieson, Ian, 44	CA	23:30:05	1986	
192	Apt, Kirk, 33	CO	22:55:34	1995		254	Robison, Wendell, 37	WY	23:30:34	1989	
193	Hamalainen, Jussi, 55	CA	22:56:24	2001		255	Grobeson, Jay, 36	CA	23:30:43	1997	
194	Whyte, Pat, 41	CA	22:57:07	1989		256	Polley, Brian, 35	CA	23:32:08	2006	
195	Ramsey, William, 44	CA	22:57:14	1997		257	Hamalainen, Jussi, 53	CA	23:32:52	1999	8pt Buck
196	Banderas, Carlos, 43	CA	22:59:25	1994		258	Mills, Scott, 44	VA	23:33:07	1995	
197	West, Ralph,	CA	23:02:04	1987		259	Miller, Dana, 42	UT	23:33:24	1993	
198	Mackey, Monte, 45	CA	23:03:18	2001		260	Pfleuger, Jeff, 41	CA	23:33:30	2011	Rhino
199	Herrera, Carlos, 21	MEX	23:04:06	2006		261	Bartoo, Duke, 47	CA	23:34:02	1999	
200	Gallardo, Marc, 31	CA	23:05:46	1996		262	Teal, Brent, 33	CA	23:34:08	2007	
201	Grossman, Dominic, 23	CA	23:06:06	2010		263	Robinson, John, 34	OR	23:34:46	2000	
202	Banderas, Carlos, 45	CA	23:06:42	1995		264	McDowell, Nate, 28	OR	23:35:29	2000	
203	Henriquez, Ernesto, 39	CA	23:06:42	1995		265	Goodman, Larry, 33	CA	23:35:48	1990	
204	Mendoza, Adaberto, 51	CA	23:07:18	2003	Rhino	266	Wood, Blake, 38	NM	23:36:16	1996	
205	Sanchez, Ray, 41	CA	23:07:24	2008		267	Gimbel, Susan, 43	CA	23:37:05	1990	G/S Buckle
206	Barger, Dan, 23	CA	23:07:31	1988		268	Trafecanty, Denis, 53	CA	23:37:09	1996	
207	Christensen, Chris, 35	CA	23:07:48	1992		269	Hoff, Bruce, 29	CA	23:37:15	1992	
208	Brana, Suzanne, 41	CA	23:08:47	1999	Cougar	270	Perez, Angel, 34	CA	23:38:24	2005	
209	Pearch, John, 30	WA	23:10:30	2003		271	Allison, Walter, 35	CA	23:38:34	1990	
210	McDonald, Shawn, 29	CA	23:10:42	1995		272	McCarthy, Willis, 42	CA	23:39:19	1997	
211	McKinley, Lee, 47	CA	23:11:06	2008		273	Marshall, Eveyln, 36	CA	23:39:37	1994	Ram
212	Perez, Angel, 35	CA	23:11:16	2006		274	Nielsen, Tom, 35	CA	23:39:37	1994	
213	Thornley, Craig, 42	OR	23:11:28	2006		275	Cepeda, Caesar, 37	CA	23:39:41	2000	
214	Carlson, Bill, 32	CA	23:12:17	1992		276	Corcoran, Devin, 49	CA	23:40:34	2006	8pt Buck
215	Kee, Bill, 40	CA	23:12:24	1997		277	Hillestad, Richard, 44	CA	23:41:00	1986	
216	Marcelli, Mark, 36	CA	23:13:18	1995		278	Coury, Jamil, 26	AZ	23:41:06	2011	
217	Spector, Josh, 37	CA	23:14:06	2010		279	Torrence, Ian, 31	NV	23:41:12	2004	
218	Redmond, Don, 22	CA	23:14:11	1990		280	McNair, Rob, 54	CA	23:41:12	2008	
219	Williams, Dan, 52	CA	23:14:30	2001		281	Sakurai, Kaname, 34	JPN	23:41:16	1998	Rams Hd
220	Ralls, Jai, 33	OR	23:15:24	2008		282	Lee, Kevin, 32	CA	23:41:40	1996	
221	Sanchez, Juan, 39	CA	23:16:06	2008		283	Hamalainen, Jussi, 60	CA	23:43:11	2006	Buffalo
222	Cole, Chris, 23	CA	23:17:00	1986		284	Green, Thomas, 42	MD	23:43:46	1992	
223	Gregorich, Ken, 42	CA	23:17:06	2001		285	Condron, Barry, 30	CA	23:44:35	1994	
224	Hoang, Kyle, 34	CA	23:17:12	2005		286	Allen, Rocky, 30	CA	23:44:44	2007	
225	Johns, Sherry Kae, 42	NM	23:18:00	1997	Ram	287	McDonald, Shawn, 32	CA	23:44:55	1998	
226	Grobeson, Jay, 38	CA	23:18:09	1999		288	Adams, David, 41	WY	23:45:10	1993	
227	Lygre, David, 47	WA	23:18:36	1989		289	Sanchez, Juan, 38	CA	23:45:23	2007	
228	Franiak, Joe, 30	CA	23:18:49	1991		290	Coudurier, Bernard, 44	CA	23:45:47	1996	
229	McNair, Rob, 45	CA	23:19:07	2000		291	Lenderking, Hollis, 40	CA	23:46:46	1990	
230	Marcelli, Mark, 48	CA	23:20:03	2007	8pt Buck	292	DeVita, Vicki, 38	CA	23:46:56	1991	G/S Buckle
231	McKenzie, Scott, 41	CA	23:20:37	1996		293	Moran, Mark, 44	OR	23:47:12	2011	
232	Sloan, Tom, 41	CA	23:21:08	1989		294	Zillmer, Paulette, 29	AZ	23:47:12	2011	Ram
233	Penna, Phil, 42	CA	23:21:26	1990		295	Modzelewski, Michael, 36	CA	23:47:20	1989	
234	Crites, Kent, 37	CA	23:22:58	1988		296	Modzelewski, Scott, 27	AZ	23:47:20	1989	
235	Gregg, Michael, 28	CA	23:23:00	1986		297	Adame, Brandon, 32	CA	23:47:24	2010	
236	Teal, Brent, 34	CA	23:23:06	2008		298	Cave, John, 31	CA	23:47:30	1991	
237	Winter, Thomas, 42	CA	23:23:09	1990		299	Demorest, John, 42	CA	23:47:32	1993	
238	Kee, Bill, 38	CA	23:24:12	1995		300	Fiorito, Mike, 29	NC	23:48:35	1996	
239	Val Verde, Al, 42	CA	23:24:32	2000		301	Coury, Jamil, 22	AZ	23:49:07	2007	
240	Gagarin, Peter, 44	MA	23:25:11	1989		302	Coury, Nick, 19	AZ	23:49:07	2007	
241	McNair, Rob, 44	CA	23:26:11	1998		303	McKenzie, Scott, 39	CA	23:49:52	1994	
242	Bell, Ray, 44	FL	23:27:27	1988	W4	304	Gassan, Larry, 41	CA	23:50:04	1996	
243	Hamalainen, Jussi, 54	FIN	23:27:46	2000	Buffalo	305	Tanzer, Herb, 38	CA	23:51:02	1990	
244	Feldman, Alex, 40	ID	23:28:07	1997		306	Paciello, Louis, 34	AZ	23:51:19	2000	
245	Johnson, Gary, 38	CA	23:28:09	1991		307	Reinstein, Devy, 34	CA	23:51:25	1990	
246	Johnston, Jennifer, 34	CA	23:28:43	1998	Ram	308	Slater, Jack, 44	CA	23:51:26	1991	



Suzanne Brana, 1999



Kevin Sawchuck & Doug Spencer, finish line, 1999

Rank	Name	Home	Time	Year	Award	Rank	Name	Home	Time	Year	Award
309	Hanna, Noel, 31	IRE	23:51:29	1998	Rams Hd	371	Bunton, Stacey, 44	OR	24:57:45	2007	Cougar
310	Freeman, Jimmy Dean, 34	CA	23:51:30	2011		372	Gibbons, Wayne, 31	CA	24:58:07	1990	
311	Dutfield, Stewart, 36	WA	23:51:42	1991		373	Sloan, Tom, 40	CA	24:58:26	1988	
312	Johnston, Jennifer, 35	CA	23:51:57	1999	Cougar	374	Pirkl, Greg, 32	HI	24:59:14	2000	
313	Williams, Jamie, 45	CA	23:51:57	1994		375	Huff, Jeff, 38	HI	24:59:15	2000	
314	Rambach, Whit, 36	CA	23:52:00	2003		376	Boggess, Edward, 39	CO	24:59:58	1997	
315	White, Micah, 37	CA	23:52:09	2000		377	Petschar, Perry, 41	CA	25:00:55	1995	
316	Hardman, Gordon, 38	CO	23:53:00	1989	LGR6	378	McNair, Rob, 43	CA	25:02:18	1997	
317	Corcoran, Devin, 48	CA	23:53:06	2005	8pt Buck	379	Masters, Ed, 37	UT	25:04:41	1989	
318	Slater, Jack, 45	CA	23:53:18	1992		380	McMahon, Elaina, 39	CA	25:05:33	1996	Cougar
319	Harlan, Larry, 37	CA	23:53:44	1996		381	Swatt, Martha, 33	WY	25:06:00	1995	
320	Robison, Wendell, 38	WY	23:54:00	1990		382	Barger, Dan, 29	CA	25:06:08	1994	
321	Tanaka, Mark, 43	CA	23:54:24	2010		383	Arndt, Jeff, 48	AK	25:06:30	2001	
322	Slater, Jack, 40	CA	23:54:25	1987		384	Winter, Thomas, 39	CA	25:08:37	1987	
323	Pecsar, Jeff, 38	CA	23:55:15	1988		385	Mackey, Monte, 35	CA	25:08:54	1991	
324	Fabian, Francisco, 50	CA	23:55:24	2001		386	Mendoza, Adalberto, 54	CA	25:09:43	2007	Buffalo
325	Curry, Garry, 33	CA	23:55:25	1987		387	Welch, Donald, 39	CA	25:10:21	2007	
326	Prado, Robert, 34	CA	24:01:16	1988		388	Coudurier, Bernard, 45	CA	25:10:38	1997	
327	Bandur, John, 48	WA	24:04:00	1986		389	Johnston, Jennifer, 36	MI	25:11:24	2000	Ram
328	Harris, Stephen, 45	CA	24:06:47	1999		390	Palmer, Peter, 44	CT	25:14:18	1997	
329	Mendoza, Adalberto, 54	CA	24:07:31	2006		391	Arceo, Rafael, 38	CA	25:14:28	2006	
330	Mendoza, Adalberto, 56	CA	24:08:18	2008		392	Graney, Bill, 46	CA	25:14:28	2006	
331	Bunton, Stacey, 43	OR	24:10:28	2006	Cougar	393	Pedroia, Vince, 51	CA	25:14:36	1997	
332	Scislowicz, Caz, 51	CA	24:12:07	2000		394	Marshall, Evelyn, 35	CA	25:15:09	1993	Ram
333	Henninger, Keira, 34	CA	24:15:12	2010		395	Hughes, Ken, 51	CA	25:15:24	2010	8pt Buck, 2SR
334	Grobeson, Jay, 43	CA	24:20:24	2004	2SR	396	Tucker, Donald, 32	UT	25:16:14	1989	
335	Arceo, Rafael, 43	CA	24:21:24	2011		397	Ruvalcaba, David, 54	CA	25:16:24	2008	
336	Crane, Steve, 43	CA	24:27:12	2011		398	Johnston, Sue, 40	VT	25:16:30	2006	Rhino, 2SR
337	Betts, Kellen, 22	CA	24:28:06	2004		399	Morrison, Walter, 52	CA	25:16:54	1990	
338	Henderson, Jennifer, 37	CA	24:28:27	1996	Ram	400	Limb, Troy, 43	CA	25:18:18	2004	
339	Ramires, Martin, 34	AZ	24:28:27	1996		401	Lang, Jeff, 42	CA	25:18:30	2010	
340	Moore, Tracy, 47	CA	24:29:30	2008		402	Gagarin, Peter, 41	MA	25:19:00	1986	
341	Mendoza, Adalberto, 47	CA	24:30:01	1998		403	Arndt, Jeff, 51	AK	25:20:24	2004	
342	Bogenhuber, Edith, 47	CA	24:31:04	1991		404	Volkenand, Robert, 57	OR	25:21:16	1988	
343	Thibeault, Gene, 49	CA	24:32:14	1995		405	Malinin, Mike, 36	CA	25:22:06	2004	
344	Johnston, Jennifer, 40	CA	24:32:24	2004	Ram	406	Johnston, Jennifer, 37	CA	25:23:36	2001	Ram
345	Pedroia, Vince, 52	CA	24:34:09	1999	Buffalo	407	Bogenhuber, Edith, 46	CA	25:23:37	1990	
346	Cooper Jr., Will, 48	CA	24:34:12	2011		408	Condron, Barry, 30	CA	25:23:42	1993	
347	Kee, Bill, 42	CA	24:34:17	1999		409	Ramsey, William, 43	CA	25:26:11	1996	
348	Carr, Derrick, 38	VA	24:34:34	1999		410	Stewart, Patrick, 35	CA	25:31:03	1997	
349	Arceo, Rafael, 42	CA	24:37:00	2010		411	Huffman, Dennis, 44	CA	25:31:56	1993	
350	Arceo, Rafael, 35	CA	24:37:18	2003		412	Grobeson, Jay, 34	CA	25:32:46	1995	
351	Pedroia, Vince, 52	CA	24:37:32	1998		413	Capron, David, 53	CA	25:33:47	1998	
352	Finkel, Diana, 31	CO	24:39:06	2003	Ram	414	Vandenburg, Larry, 46	WA	25:34:42	2000	
353	Pacheco, Jorge, 32	CA	24:39:39	2000		415	Arndt, Jeff, 47	AK	25:34:51	2000	
354	Flynt, David, 38	CA	24:40:48	1993		416	McKinley, Lee, 47	CA	25:36:19	2007	
355	Balch, Vincent, 41	CA	24:42:02	1997		417	Trevino, Mike, 25	CA	25:36:37	2000	
356	Coblentz, David, 43	NM	24:43:25	2006		418	Sisler, Grant, 30	CA	25:37:11	2007	2SR
357	Sutton, Dale, 47	CA	24:44:30	1987		419	Grobeson, Jay, 35	CA	25:37:25	1996	
358	Flores, Mark, 40	CA	24:46:06	2008		420	Stenzel, William, 26	CA	25:37:31	2000	
359	Beech, George, 41	CO	24:50:02	1991		421	Grobeson, Jay, 37	CA	25:38:51	1998	LGR6
360	Hilliard, Gary, 49	CA	24:50:16	2004	8 Pt Buck	422	Bahr, Tracy, 31	OR	25:41:12	2003	Cougar
361	McCarthy, Micheal, 42	OR	24:50:16	2006		423	Kiner, Mark "PineNut", 30	CA	25:41:12	2004	
362	Trafecanty, Denis, 54	CA	24:52:48	1997	Buffalo	424	Ringstad, Curt, 41	OR	25:42:36	1993	
363	Pedroia, Vince, 54	CA	24:52:59	2000		425	Sybrowsky, Brandon, 22	UT	25:44:42	1993	
364	Fingar, Julie, 30	CA	24:53:24	2005	Ram	426	Tinker, Nancy, 40	CA	25:44:48	1991	
365	Gallardo, Marc, 32	CA	24:53:52	1997		427	Herrera, Juan, 32	MEX	25:45:26	2000	
366	McNair, Rob, 52	CA	24:54:20	2006		428	Gleason, George, 28	CA	25:46:18	2011	
367	Hamalainen, Jussi, 58	CA	24:55:06	2004	Buffalo	429	Farr, Brian, 43	CA	25:47:57	2007	
368	Gunderson, Jonathan, 33	CA	24:55:06	2011		430	Cain, Rob, 53	OR	25:48:25	2007	
369	Mackey, Monte, 41	CA	24:55:57	1997		431	Gifford, Jamie, 49	WA	25:49:00	2011	
370	Bassett, Nick, 50	WY	24:56:49	1995	Buffalo	432	Lee, Eric, 26	CO	25:49:12	2008	



Justin Angle (r) 2008



Guillermo Medina, 2006



Jeff Riley, 2006

Rank	Name	Home	Time	Year	Award	Rank	Name	Home	Time	Year	Award
433	Heard, Andrew, 41	AZ	25:49:56	2007		495	Pedroia, Vince, 48	CA	26:33:41	1994	
434	Villeneuve, Raymond, 38	CDN	25:52:30	1992		496	Nosco, Jack, 33	CA	26:33:51	1995	
435	Gustman, Jana, 34	CA	25:55:24	2001	Cougar	497	Hesseltine, Wally, 61	CA	26:34:30	2004	
436	Harvey, Steve, 44	CA	25:55:31	1988		498	Robbins, Jeffrey, 46	CA	26:34:57	1998	
437	Norcia, Christopher, 43	CO	25:56:12	2011		499	Jones, Vanessa, 48	CA	26:35:36	2010	Cougar, 2SR
438	Cosmas, Mark, 38	AZ	25:56:30	2005		500	Webster, Larry, 56	WA	26:35:55	1989	
439	Huff, Jeff, 37	HI	25:56:47	1999		501	Frye-Krier, Barbara, 47	FL	26:38:06	2001	W4, Rhino
440	Harris, Stephen, 47	CA	25:57:06	2001		502	Keogh, Bobby, 57	NM	26:38:06	2001	
441	Grobesson, Jay, 40	CA	25:57:18	2001		503	Rustvold, Leif, 32	OR	26:38:46	2007	
442	Crawford, Terry, 42	CA	25:57:25	1990		504	Vitale, Leslie, 42	CA	26:39:08	1995	
443	Val Verde, Al, 39	CA	25:58:11	1997		505	van de Water, Joe, 43	CA	26:39:30	2011	
444	Trafecanty, Denis, 58	CA	25:58:18	2001		506	Gaggia, Chris, 41	CA	26:40:06	2011	
445	Limb, Troy, 44	CA	26:00:00	2005		507	Hamalainen, Jussi, 61	CA	26:40:19	2007	
446	Ball, Tim, 32	CA	26:02:04	1991		508	Fullerton, Jimmy, 50	CA	26:40:23	2004	
447	Bandur, John, 51	WA	26:03:20	1989		509	Ridgeway, Diane, 47	CO	26:40:35	1996	Rhino
448	Casteran, Rene, 42	OR	26:03:20	1989	W4	510	Beaulieu, Moe, 46	CA	26:40:46	1990	
449	Hamalainen, Jussi, 56	CA	26:04:12	2003	8pt Buck	511	Lee, Bill, 40	CO	26:41:50	1989	
450	Eppelman, Scott, 40	TX	26:04:14	2006		512	Anderson, Jay, 48	CA	26:42:12	2004	
451	Elam, Linda, 45	CA	26:04:16	1991	W4	513	Furin, Milan, 45	SVK	26:42:22	1995	Rams Hd
452	Molmen, akabill, 54	HI	26:04:42	1998		514	Ralyea, Paul, 37	VA	26:42:33	2004	
453	Sundermeier, Ronda, 37	OR	26:06:12	2004	Cougar	515	Blinn, Jerry, 42	CA	26:43:27	1989	
454	Ostrom, Tony, 45	CA	26:07:56	2000		516	Bartoo, Duke, 45	CA	26:43:41	1997	
455	Ritchie, Gary, 58	CA	26:08:18	1998		517	Hernandez, Jose, 43	CA	26:44:12	2008	
456	Beach, Maggie, 40	CA	26:08:24	2011	Cougar	518	Franko, Joseph, 46	CA	26:44:34	1992	
457	Daly, David, 40	CA	26:08:30	2001		519	Trafecanty, Denis, 60	CA	26:45:12	2003	
458	Winters, Ted, 48	CA	26:09:00	1986		520	Henslee, Gary, 45	CA	26:45:17	1996	
459	Askew, Deborah, 41	CA	26:09:15	1999	Rhino	521	Fabian, Francisco, 49	CA	26:45:27	2000	
460	Hansen, Jonas, 32	CA	26:10:24	2008		522	Heiner, Jannifer, 29	CA	26:46:06	2008	
461	Kee, Bill, 48	CA	26:11:30	2005		523	Musselman, Jim, 39	GA	26:46:29	1999	LGR6
462	Mazaud, Jean-Paul, 43	CA	26:13:02	1995		524	Ramsey, William, 48	CA	26:46:29	1999	
463	Molmen, akabill, 56	HI	26:14:24	2000		525	Melendy, Byron, 47	CA	26:46:30	1990	
464	Curry, Garry, 42	CO	26:14:50	1996		526	Stephenson, Chris, 40	CA	26:46:30	2005	
465	Grobesson, Jay, 33	CA	26:15:33	1994		527	Castano, Larry, 37	CA	26:46:52	1990	
466	Ehret, Stephanie, 43	CO	26:16:11	2006		528	Farley, Ken, 43	CA	26:47:18	2008	
467	Bruell, Harry, 37	CO	26:16:11	2006		529	Slater, Jack, 46	CA	26:47:30	1993	
468	Adame, Brandon, 30	CA	26:16:12	2008		530	Harvey, Steve, 42	CA	26:48:00	1986	
469	Robinson, Dave, 34	CA	26:16:19	1996		531	Ulloa, Bob, 47	CA	26:48:33	1996	
470	Coudurier, Bernard, 43	CA	26:16:33	1995		532	Harris, Stephen, 46	CA	26:48:40	2000	
471	Tinker, Nancy, 42	CA	26:17:59	1993		533	Maynard, James, 37	CA	26:49:30	2005	
472	Cone, Travis, 29	CA	26:19:18	2011		534	Reed, Pamela, 34	CA	26:49:48	1995	
473	Bahr, Tracy, 32	OR	26:20:30	2005	Cougar	535	Brenden, Dan, 55	AZ	26:53:16	2006	
474	Bogges, Edward, 41	CO	26:21:52	1999	LGR6	536	Brenden, Dan, 57	AZ	26:53:30	2008	
475	Galdi, Phil, 36	CA	26:23:00	1986		537	Byrne, Rob, 43	CA	26:54:06	2001	
476	Bassett, Nick, 52	WY	26:23:10	1997		538	Williams, Dan, 54	CA	26:54:18	2003	
477	Hesseltine, Wally, 60	CA	26:23:24	2003	Buffalo	539	Burke, Mike, 56	OR	26:54:18	2006	
478	Gates, Richard, 35	UT	26:24:18	1992	W4	540	Vance, Fred, 43	CA	26:54:20	1995	
479	Arceo, Rafael, 33	CA	26:24:30	2001		541	Good, Jim, 46	CA	26:55:06	2004	
480	Nosco, Jack, 30	CA	26:25:04	1992		542	Price, John, 49	OR	26:55:20	2007	
481	Curry, Garry, 35	CA	26:25:20	1989		543	Slater, Jack, 47	CA	26:55:46	1994	
482	McMahon, Elaina, 38	CA	26:25:54	1995		544	Capron, David, 52	CA	26:56:13	1997	
483	Sutton, Dale, 46	CA	26:27:00	1986		545	Franko, Joseph, 47	CA	26:56:38	1993	
484	Overstreet, David, 46	CA	26:27:11	2006		546	Melendy, Byron, 53	CA	26:56:41	1994	
485	Freeman, Jimmy, 29	CA	26:27:32	2006		547	Collier, Damon, 40	CA	26:58:13	2006	
486	Fabian, Francisco, 48	CA	26:28:38	1999		548	Calvert, Randy, 44	NV	26:58:38	1997	
487	Lujan, Edward, 51	CA	26:30:09	1989		549	Priedkalns, Eric, 37	CA	26:59:18	2008	
488	Hagen, Jeff, 46	CA	26:30:33	1993		550	McCarthy, Willis, 33	CA	26:59:31	1988	
489	Britcliffe, Kathy, 33	CA	26:30:55	1988	G/S Buckle	551	Dobberteen, Dean, 24	CA	27:00:47	1999	
490	Serrano, Hoberto, 40	CA	26:31:07	2006		552	McDonald, Ted, 43	CA	27:00:53	2007	
491	Crites, Kent, 43	CA	26:31:13	1994		553	Goss, Lance, 45	CA	27:01:10	1990	
492	Moore, Russell, 49	CA	26:33:13	1988		554	DeVelle, Robert, 46	AK	27:01:55	2000	
493	Kumeda, Andy, 43	CA	26:33:30	2011		555	Brenden, Dan, 54	AZ	27:02:12	2005	LGR6
494	Flores, Gabriel, 28	CA	26:33:38	1994		556	White, Micah, 41	CA	27:03:06	2004	



Cirildo Gonzalez, 1998 Ram



Hal Koerner, 2004



Dixie Madsen, 1997

Rank	Name	Home	Time	Year	Award	Rank	Name	Home	Time	Year	Award
557	Fullerton, Jimmy, 52	CA	27:03:17	2006		620	Kimura, Jonathan, 21	CA	27:25:30	2001	
558	Lemus, Maria, 42	CA	27:03:17	2006		621	Turner, David, 33	CA	27:25:31	1994	
559	Mailloux, Jeff, 32	ID	27:04:04	1992		622	Peacock, John, 51	NV	27:26:00	1989	
560	Brana, Suzanne, 40	CA	27:04:20	1998	Cougar	623	Kozinc, Gabor, 41	CA	27:26:30	2004	
561	Utakis, Donna, 42	MA	27:04:30	2010	Rhino	624	Eidenschink, Chuck, 36	OR	27:27:45	1989	
562	Curry, Garry, 40	CO	27:04:34	1994		625	Christopherson, Wayne, 41	MI	27:28:13	1989	
563	Robbins, Jeffrey, 45	CA	27:05:32	1997		626	McComish, John, 51	CA	27:29:25	1988	
564	Kee, Bill, 48	CA	27:05:36	2003		627	Rustvold, Leif, 33	OR	27:30:30	2008	
565	Hilliard, Gary, 50	CA	27:06:24	2005		628	Rhodes, Randy, 44	CO	27:30:50	1994	
566	Escobar, Luis, 34	CA	27:06:29	1997		629	Lemus, Maria, 46	CA	27:31:24	2010	
567	Bartoo, Duke, 48	CA	27:07:06	2000		630	LeFebvre, Michael, 33	CA	27:31:36	1993	
568	Ulloa, Bob, 51	CA	27:07:07	2000		631	Garnett, Paul, 38	CA	27:32:00	1986	
569	Van Wicklin, David, 51	CA	27:07:12	2003		632	Cornell, Gill, 42	CA	27:32:42	1992	
570	Welch, Donald, 40	CA	27:07:18	2008		633	Ramsey, William, 47	CA	27:32:59	2000	
571	O'Brien, Sean, 45	CA	27:07:24	2008		634	Knutson, Thomas, 50	MN	27:33:00	2000	
572	Allen, Rocky, 29	CA	27:08:12	2006		635	Solish, Al, 36	CA	27:33:00	1986	
573	Tinker, Nancy, 35	CA	27:09:17	1989		636	Valdez, Arturo, 47	CA	27:33:12	2010	
574	Corcoran, Devin, 34	CA	27:09:36	2001		637	Clapper, Joe, 38	VA	27:34:28	1997	
575	Cepoi, David, 27	CA	27:12:18	1992		638	McKee, Ken, 40	CA	27:34:30	2011	
576	Mendoza, Flaco, 59	CA	27:12:24	2011		639	Earnest, Frank, 53	CA	27:34:36	2004	LGR6, W4
577	Myers, Brian, 34	CA	27:13:00	2010		640	Campbell, Michael, 54	VA	27:35:24	2004	
578	Nosco, Jack, 29	CA	27:13:04	1991		641	Grunt, Cindie, 41	OR	27:35:49	1991	
579	Bien, Rod, 31	OR	27:13:18	2003		642	Westergaard, Danny, 35	CA	27:36:03	1994	
580	Braun, Paul, 34	CA	27:13:45	1996		643	Messman, David, 51	CA	27:36:06	2011	
581	Nosco, Jack, 38	CA	27:14:06	2000		644	Ruvalcaba, David, 52	CA	27:36:20	2006	
582	Gassan, Larry, 38	CA	27:14:20	1993		645	Solverson, Kelly, 35	CA	27:38:36	2005	
583	Hesseltine, Wally, 62	CA	27:14:30	2005		646	Furtaw, Ed, 43	NV	27:38:52	1991	
584	Robison, Wendell, 36	WY	27:15:07	1988	LGR5	647	Scholz, Monica, 33	CAN	27:39:06	2000	Cougar
585	Cuff, Kermit, 49	CA	27:15:22	2007		648	Albrecht, Honey, 48	AZ	27:39:08	2007	Rhino
586	Fullerton, Jimmy, 49	CA	27:15:36	2003		649	MacKenzie, Brian, 32	CA	27:39:39	2007	
587	Ortiz, Jaime, 49	CA	27:15:36	2010		650	Petschar, Perry, 39	CA	27:40:04	1993	
588	McMahon, Elaina, 37	CA	27:15:48	1994		651	Stevenson, Jeff, 48	CA	27:40:21	1994	
589	Pedroia, Vince, 55	CA	27:16:06	2001		652	Brenden, Dan, 60	AZ	27:40:24	2011	
590	Chiasson, Hal, 58	CA	27:16:12	2001		653	Arceo, Rafael, 31	CA	27:40:37	1999	
591	Hamalainen, Jussi, 59	CA	27:16:18	2005		654	Whitaker, Tom, 32	CA	27:40:55	2007	
592	Buzik, Ivan, 56	CA	27:16:47	2000		655	Robak, Robert, 45	CA	27:41:17	1997	
593	Bunton, Stacey, 40	OR	27:17:06	2003	Rhino	656	Dimkich, Michael, 33	CA	27:42:12	2001	
594	Samuelson, Mark, 39	CA	27:18:05	1992		657	Westergaard, Danny, 46	CA	27:42:30	2005	
595	Ray, Adam, 40	CA	27:18:08	2006		658	Khajavi, Jamshid, 51	WA	27:42:36	2004	LGR6, W4
596	Furnish, James, 50	CA	27:18:30	1992		659	Gimenez, Kim, 40	CA	27:43:06	2004	Rhino
597	Greenlaw, Raymond, 39	GA	27:18:41	2000		660	McComish, John, 50	CA	27:43:12	1987	
598	Hiskey, Todd, 43	CA	27:19:12	2008		661	Scholz, Monica, 34	CAN	27:43:24	2001	
599	Farley, Kenneth, 40	CA	27:20:12	2005		662	Reynolds, Marc, 42	CA	27:43:55	1990	
600	Joseph, Gene, 41	AZ	27:20:51	1993		663	Vaughan, Eric, 48	CA	27:44:06	2008	
601	Scholl, Milt, 30	OR	27:20:51	1987		664	Winter, Ted,	CA	27:44:08	1987	
602	Hamalainen, Jussi, 64	CA	27:21:00	2010	Buffalo	665	Collier, Damon, 42	CA	27:44:18	2008	
603	Lee, Kevin, 36	CA	27:21:19	2000		666	Martin, Michael, 41	CA	27:44:32	1989	
604	Bermudez, Ofelia, 40	CA	27:21:27	1996		667	Mark, John, 40	CA	27:44:40	1992	
605	Huffman, Dennis, 43	CA	27:21:40	1992		668	Mork, Joanie, 38	CA	27:44:40	1992	
606	Buck, Richard, 43	CA	27:22:25	1989		669	Welch, Kathy, 39	CA	27:44:40	1992	
607	Gimbel, Susan, 41	CA	27:22:27	1988		670	Pirogowicz, David, 44	CA	27:45:46	1996	
608	Pedroia, Vince, 49	CA	27:22:40	1995		671	MacNair, Howard,	CA	27:45:55	1987	
609	Urioste, Joanne, 43	NV	27:22:40	1995	Rhino	672	Moore, Arthur, 57	OH	27:46:17	1994	
610	Kelley, Rick, 46	AZ	27:22:45	1996		673	Rutherford, IV, John, 31	VA	27:46:24	2010	
611	Castano, Larry, 38	CA	27:23:38	1991		674	Fukumoto, Stephen, 37	CA	27:47:01	1987	
612	Herzog, Joe, 42	CA	27:24:00	2010		675	Ives, Frank, 49	CA	27:47:29	1991	
613	Meyers, Jeremy, 39	CA	27:24:06	2010		676	Soares, Justin, 21	OR	27:47:29	2000	
614	Le Roux, Mike, 35	AUS	27:24:06	2011		677	Knutson, Thomas, 49	MN	27:47:43	1999	W4
615	Ward, Ken, 51	OR	27:24:12	2008		678	Priedkalns, Eric, 40	CA	27:48:06	2011	
616	Hodges, Eric, 51	CA	27:24:36	2000	W4	679	LaCava, Clem, 52	OR	27:48:14	2000	
617	Bonnett-Castillo, Paul, 38	AZ	27:24:48	1999		680	Perry, Lyman, 33	HI	27:48:27	2000	
618	Little, Jerry, 30	CO	27:24:50	1998		681	Harmer, Burgess, 49	NV	27:48:53	1991	W4, LGR5
619	Welch, Donald, 43	CA	27:25:18	2010		682	Hayes, Richard, 49	CA	27:49:16	2000	



Tracy Bahr (r) and pacer Jay Anderson at Shortcut Saddle, 2005



Jay Groberson: Elk Award, ten and done! 2005

Rank	Name	Home	Time	Year	Award	Rank	Name	Home	Time	Year	Award
683	McMahon, Elaina, 41	CA	27:50:39	1998	Rhino	746	Scholl, Milton, 40	OR	28:13:04	1997	
684	Orr, Jim,	CA	27:50:41	1987		747	Hamalainen, Jussi, 65	CA	28:13:30	2011	
685	Richards-Dinger, Keith, 36	CA	27:51:30	2004		748	McMahon, Elaina, 36	CA	28:13:58	1993	
686	Goddard, Christopher, 38	CA	27:52:06	2008		749	Kumeda, Andy, 42	CA	28:14:12	2010	
687	Weiss, Chrissy, 43	CA	27:53:06	2004		750	Murray, Jack, 43	CA	28:14:18	2004	
688	Molmen, akabill, 55	HI	27:53:17	1999		751	Woods, Doug, 45	CA	28:14:30		
689	Odre, Jacqueline, 31	HI	27:53:17	1999		752	Hodges, Eric, 49	CA	28:14:52	1998	
690	Magram, Tom, 38	CA	27:54:00	1986		753	Priedkalns, Eric, 35	CA	28:15:16	2006	
691	Resh, Jack, 55	CA	27:54:00	1986		754	Chiasson, Hal, 55	CA	28:17:00	1998	
692	Werth, Dennis, 49	CO	27:54:21	1991		755	Westergaard, Danny, 45	CA	28:17:18	2004	
693	Cole, Chris, 27	CA	27:54:57	1990		756	Gibbons, Christine, 33	NJ	28:17:25	1995	
694	Duarte, Chase, 44	AZ	27:55:18	2011		757	Gibbons, Wayne, 36	NJ	28:17:25	1995	
695	Freeman, Don, 48	CA	27:55:18	2011		758	Livak, Joe, 51	NV	28:17:42	1992	
696	McCormick, Steve, 46	CA	27:55:55	1990		759	LaMora, Jeffery, 26	UT	28:17:57	1999	
697	Salinger, Andy, 43	CA	27:56:06	2011		760	McRae, Steve, 41	CA	28:18:13	1992	
698	Waddell, Tom, 48	CA	27:56:07	1994		761	Dinger, Eric, 30	AZ	28:18:18	2004	
699	Tighe, Jarett, 44	VA	27:56:12	2011		762	Holder, Kent, 49	CA	28:18:36	1988	
700	Isler, Randy, 41	NM	27:56:37	1998		763	Chiasson, Hal, 57	CA	28:19:00	2000	
701	Gates, Richard, 32	UT	27:57:14	1989		764	Conover, Lisa, 43	WI	28:20:12	2001	
702	Cuff, Kermit, 50	CA	27:57:18	2008		765	Pettigrew, Jeff, 42	CA	28:20:24	1996	
703	Stermolle, Toni, 39	CA	27:58:11	1991		766	Scott, Chris, 47	CA	28:20:24	1996	
704	Barger, Dan, 21	CA	27:59:00	1986		767	Conover, Lisa, 48	WI	28:20:31	2006	
705	Curry, Garry, 32	CA	27:59:00	1986		768	Liebeskind, John, 46	OR	28:20:53	2007	
706	Harmer, Burgess, 48	NV	27:59:08	1990	W4	769	Collins, Dick, 56	CA	28:21:18	1989	
707	Willis, Scott, 29	CA	27:59:15	1991		770	Priedkalns, Eric, 36	CA	28:21:39	2007	
708	O'Hear, Carol, 31	WA	27:59:20	2006		771	Langstaff, Anne, 36	CA	28:21:43	1997	Cougar
709	Suter, Michael, 50	CA	27:59:22	1997		772	Weston, Willard, 47	CA	28:22:06	2008	
710	Andrieux, Marc, 45	FRA	28:00:30	2001		773	Meyer, Jack, 44	CA	28:22:45	2007	
711	Jensen, Karl, 51	CAN	28:01:46	1999	LGR6	774	Mauldin, Tonya, 46	CA	28:22:54	1993	
712	Robak, Robert, 39	CA	28:02:12	1991		775	Bender, Jeff, 32	CA	28:23:22	1994	
713	Hodde, Jason, 26	IN	28:02:33	1996		776	Anderson, Maggie, 43	NZ	28:23:27	1995	
714	Brenden, Dan, 56	AZ	28:02:46	2007	LGR6	777	Nosco, Jack, 38	CA	28:23:46	1990	
715	Stein, Jeff, 40	CA	28:03:00	2006		778	Bogenhuber, Edith, 48	CA	28:24:05	1992	
716	Ramsey, William, 48	CA	28:04:18	2001		779	Curry, Garry, 52	CO	28:24:10	2006	
717	Cowdrey, Bob, 50	CA	28:04:42	1994		780	Martinez, Marisol, 37	CA	28:24:30	2010	
718	Robison, Wendell, 43	WY	28:05:02	1995		781	Collins, Dick, 57	CA	28:24:34	1990	W4
719	Curry, Garry, 37	CO	28:05:05	1991		782	Jensen, Chris, 43	CA	28:24:54	2007	
720	Murray, Jack, 46	CA	28:05:34	2007		783	Mather, Catherine, 42	CAN	28:25:00	2000	Rhino
721	Pike, Robert,	CA	28:05:47	1987		784	Dimmick, Fred, 39	NY	28:25:23	1996	
722	Doman, Wendell, 44	CA	28:06:06	2003		785	Diaz, Carlos, 45	CA	28:25:36	2001	
723	Chiasson, Hal, 61	CA	28:06:18	2004		786	Ornelas, Ricardo, 35	CA	28:26:04	2008	
724	Rambach, Whit, 31	CA	28:06:34	1998		787	Ortiz, Jaime, 47	CA	28:26:06	2008	
725	Urioste, Joanne, 46	NV	28:06:51	1994		788	Collier, Damon, 37	CA	28:26:12	2005	
726	Walz, Bill, 37	CA	28:06:54	2007		789	Demazure, Eric, 44	FRA	28:26:24	2004	SY
727	Fukumoto, Stephen, 38	CA	28:07:01	1988		790	Peacock, John, 55	NV	28:26:42	1993	
728	Macleod, Ken, 41	CDN	28:07:41	1992		791	Harmer, Burgess, 50	NV	28:26:45	1992	W4, LGR5
729	Scholl, Milt, 32	OR	28:08:05	1989		792	Vander Stucken, Richard, 55	CA	28:27:23	1994	
730	Ramsey, William, 50	CA	28:08:30	2003		793	Condron, Barry, 29	CA	28:27:47	1992	
731	Curry, Garry, 53	CO	28:08:43	2007		794	Fuentes, Frederico, 34	MEX	28:28:12	2004	
732	Wojno, Randy, 47	CO	28:08:43	2007		795	Johnson, Tamara, 43	CA	28:28:18	2008	Cougar
733	Kern, Lee, 36	MT	28:09:07	1993		796	McDonald, Michael, 54	CA	28:28:25	1998	
734	Schmidt, Paul, 41	CA	28:09:08	1993		797	Meyer, Jack, 43	CA	28:28:32	2006	
735	Martin, Lou, 39	CA	28:09:33	1991		798	Kern, Leland, 41	MT	28:28:45	1998	
736	Fitzwater, Loren, 40	CA	28:09:40	1995		799	Vance, Fred, 39	CO	28:28:47	1991	
737	Roberts, Seth, 44	MA	28:10:20	1996		800	Pirkl, Greg, 33	HI	28:29:07	2001	
738	Wang, Gary, 27	CA	28:10:20	1995		801	Palocsay, Matt, 23	CA	28:30:19	2000	
739	Curry, Garry, 56	CO	28:10:24	2010		802	Tufts, Richard, 43	CA	28:30:24	1987	
740	Speers, Brent, 51	CA	28:10:24	2010		803	Cohen, Howard, 42	CA	28:31:02	2000	
741	Sakurai, Hiroe, 35	JPN	28:10:37	2000		804	Eastman, Diane, 45	CA	28:31:04	1987	
742	Akiyama, Paul, 51	NV	28:10:56	1995		805	Kajiwar, Eric, 49	CA	28:31:13	1996	
743	McGrath, Maureen, 36	CA	28:11:31	1998		806	Sims, Natalie, 37	TN	28:31:24	2011	
744	Messman, David, 48	CA	28:12:30	2008		807	Freeman, Lee, 48	CA	28:32:02	1991	
745	Robinson, Eric, 28	CA	28:12:36	1996		808	Wilkie, Jose, 33	KY	28:33:20	1996	



Bill Ramsey, 2005



"Flaco" Mendoza and Jay Anderson, 2004



Tom Nielsen (r) with pacer Jeff Hines, 2005.

Rank	Name	Home	Time	Year	Award	Rank	Name	Home	Time	Year	Award
809	Jess, Carl, 41	NM	28:33:21	2000		872	Valdez, Arturo, 44	CA	28:55:06	2008	
810	Buck, Richard, 42	CA	28:33:43	1988		873	Duplessis, Janine, 45	WA	28:55:16	1999	LGR6
811	Hernandez, Jose, 45	CA	28:34:18	2010		874	Park, Charles, 49	CA	28:55:18	2003	
812	Harry, Thomas, 51	CA	28:34:26	2006		875	Hoagland, Dennis, 54	CA	28:56:24	2008	
813	Ramsey, William, 45	CA	28:34:43	1998		876	Hodges, Eric, 48	CA	28:56:48	1997	
814	Sercel, Pete, 25	CA	28:34:55	1991		877	Klein, Greg, 39	CA	28:57:05	1993	
815	Olney, Dave, 46	CA	28:34:57	1988		878	Rapp, James, 38	NV	28:57:34	1995	
816	Royalty, Phil, 27	NV	28:35:19	1996		879	Burke, Dan, 52	CA	28:58:06	2011	
817	Hagele, Denny, 44	CA	28:36:37	1988	LGR5	880	Olney, Dave, 48	CA	28:59:06	1990	
818	March, Nancy, 47	CA	28:37:12	1994		881	Meyer, Bert, 44	CT	28:59:11	1989	
819	Robison, Wendell, 42	WY	28:37:12	1994		882	Zalokar, Fred, 29	NV	28:59:14	1989	
820	Walther, Harald, 43	CA	28:37:18	2008		883	Morita, Ryochi, 47	CA	28:59:21	1990	
821	Thompson, Jeff, 38	CA	28:38:08	1989		884	Andress, Michael, 43	CA	28:59:56	1989	
822	Spencer, Douglas, 48	CA	28:38:28	2006		885	Arceo, Rafael, 37	CA	29:00:06	2005	
823	Chiasson, Hal, 60	CA	28:38:30	2003		886	Parker, Scott, 39	AL	29:00:06	2003	
824	Fambrough, Larry, 52	CA	28:38:52	1997		887	U'Ren, Jim, 35	CA	29:00:22	1988	
825	Vance, Fred, 44	CA	28:39:00	1996		888	Cross, Fenton, 59	CA	29:01:06	2003	
826	Fullerton, Jimmy, 54	CA	28:39:24	2008		889	Ramsey, William, 42	CA	29:01:56	1995	
827	Blom, Keith, 52	CA	28:39:30	2008		890	McKeever, Doug, 46	WA	29:02:13	1993	
828	Radich, John, 35	CA	28:39:31	1988		891	Glinn, Jim, 47	CA	29:02:23	1991	
829	Valinsky-Fillipow, Amelia, 38	CA	28:40:31	2007		892	Harlan, Ted, 28	CO	29:03:18	2004	
830	Malinin, Mike, 38	CA	28:40:33	2006		893	Curry, Garry, 45	CO	29:03:19	1999	
831	Rork, Paul, 45	CA	28:40:54	1992		894	Kajiwara, Eric, 51	CA	29:03:22	1998	
832	Perrodin, Jack, 59	CA	28:41:08	1988		895	Calvert, Maria, 38	CA	29:04:27	1998	
833	Adams, Richard, 52	CA	28:41:57	1995		896	Speers, Brent, 50	CA	29:05:12	2008	
834	Gersitz, Lorraine, 37	CA	28:42:22	1991		897	Curry, Garry, 54	CO	29:05:12	2008	
835	Hartinger, Mark, 42	WA	28:42:47	1999		898	Pettigrew, Jeff, 32	CA	29:05:18	1995	
836	McGrath, Maureen, 31	CA	28:45:18	1993		899	Sutton, Dale, 56	CA	29:05:24	1995	
837	Kelley, Rick, 49	AZ	28:45:54	1999		900	Elia, Barbara Ann, 50	CA	29:06:14	1995	Buffalo
838	Franko, Joseph, 43	CA	28:46:35	1989		901	Arndt, Jeff, 46	AK	29:06:33	1999	
839	Palmer, Mike, 43	CA	28:46:39	1996		902	Develice, Robert, 45	AK	29:06:33	1999	
840	Magruder, Joe, 46	CA	28:46:43	1992		903	Robak, Robert, 47	CA	29:06:59	1999	
841	Weston, Willard, 49	CA	28:47:36	2010		904	Molman, akabill, 57	HI	29:07:18	2001	
842	Tennison, Joseph, 25	CA	28:48:10	2006		905	Irvin, Kristina, 40	CA	29:08:23	1998	
843	Bartoo, Duke, 44	CA	28:48:26	1996		906	Curry, Garry, 50	CO	29:09:24	2004	
844	Bender, Jeff, 31	CA	28:48:35	1993		907	Schmidt, Lee, 55	CA	29:09:30	1994	
845	Soltesz, Michael, 41	CA	28:48:40	1997		908	Green, Stephanie, 35	CA	29:10:18	2004	
846	Weisshaar, Hans-Dieter, 59	GER	28:48:55	1999	Rams Hd	909	Thomas, Robert, 37	CA	29:10:35	1993	
847	Donoff, Mick, 52	CD	28:48:56	1996		910	Petschar, Perry, 40	CA	29:10:42	1994	
848	Flores, Mario, 41	CA	28:49:01	1991		911	Ulloa, Bob, 45	CA	29:10:42	1994	
849	Luptowicz, Josef, 46	CA	28:49:17	1990		912	Gassan, Larry, 36	CA	29:10:44	1991	
850	Adjemian, Robert, 46	CA	28:49:28	1993		913	Deaton, Lisa, 43	CA	29:10:46	1996	
851	Parker, Jeff, 32	NV	28:49:33	1991		914	Surdyk, John,	IL	29:10:51	1987	
852	Cross, Fenton, 53	CA	28:49:41	1997		915	Kelley, Rick, 47	AZ	29:11:00	1997	
853	Ornelas, Ricardo, 37	CA	28:50:00	2010		916	deSouza, Ferdinand, 36	UT	29:11:11	1989	
854	Harris, Stephen, 49	CA	28:50:02	2003		917	Zaayer, Todd, 26	CA	29:11:11	1988	
855	Muchow, Lee, 46	CA	28:50:02	1986		918	Teichert, Jurgan, 32	GER	29:11:18	2000	
856	Zicker, Gary, 46	NV	28:50:02	1997		919	Suter, Michael, 48	CA	29:11:44	1995	
857	Fullerton, Jimmy, 51	CA	28:51:04	2005		920	Leigh, Todd, 44	CA	29:12:00	1986	
858	Robison, Wendell, 39	WY	28:51:24	1991	LGR5	921	Lawrence, Richard, 35	CA	29:13:11	1997	
859	Bardesson, Leslie, 44	CA	28:51:35	2006		922	Takahashi, Kaoru, 32	NY	29:13:13	1999	
860	Field, Ben, 43	CA	28:51:38	2007		923	Murray, Jack, 42	CA	29:13:18	2003	
861	Curry, Garry, 41	CO	28:51:47	1995	Eagle	924	Capron, David, 51	CA	29:14:03	1996	
862	Schipsi, Robert, 46	CA	28:51:55	2007		925	Bartoo, Duke, 46	CA	29:14:06	1998	
863	Maslanka, Bozena, 30	CA	28:51:56	1997		926	Sullivan, Scott, 42	CA	29:14:12	2001	
864	Zwarkowski, Cheryl, 51	CA	28:52:06	2010		927	Hasham, Sheila, 44	CA	29:15:00	1986	
865	Curry, Garry, 43	CO	28:52:12	1997		928	Hardin, David, 31	CA	29:15:32	1997	
866	Flores, Mario, 40	CA	28:52:12	1990		929	Jones, David, 29	CA	29:15:33	1997	
867	Mauldin, Bruce, 46	CA	28:52:20	1994		930	Akiyama, Paul, 50	NV	29:15:43	1994	W4
868	Hermanson, Ray, 45	CA	28:52:38	1988		931	Gill, Jim, 47	CA	29:16:12	2005	
869	Lowy, Ron, 43	CA	28:54:00	1986		932	Harmer, Burgess, 52	NV	29:16:50	1994	LGR6
870	Leigh, Todd, 48	CA	28:54:07	1990		933	Madsen, Dixie, 60	CA	29:18:01	1997	Rhino
871	Pepin, James, 37	CA	28:55:00	1986		934	Jamison, Julian, 34	CA	29:19:03	2007	



Eric Kajiwaru, 2005



Jennifer Johnston & Jim O'Brien, 1998



Heather Wood, with dad Blake Wood, 2010

Rank	Name	Home	Time	Year	Award	Rank	Name	Home	Time	Year	Award
935	Jensen, Stan, 46	CA	29:19:09	1999	W4,LGR6	997	Coffee, Dennis, 38	CA	29:39:00	1986	
936	Tennison, Joseph, 26	CA	29:19:17	2007		998	Weiss, Austin, 30	CO	29:39:04	1993	
937	Dimmick, Fred, 38	NY	29:19:19	1995		999	Baehre, Susan, 42	VA	29:39:18	2001	
938	Cross, Fenton, 56	CA	29:19:27	2000		1000	Robison, Wendell, 44	WY	29:39:27	1996	
939	Tufts, Dick, 45	CA	29:19:35	1989		1001	Urioste, Joanne, 44	NV	29:39:27	1996	
940	Michaud, Fernand, 54	NV	29:20:19	1997		1002	Gilli, William, 32	AR	29:39:44	1989	
941	de St Paer, Jonathan, 34	CA	29:20:28	2007		1003	Velasco, George, 41	CA	29:40:04	1994	
942	Conover, Lisa, 46	WI	29:21:03	2004		1004	Hayes, Richard, 48	CA	29:40:07	1999	
943	Price, John, 47	OR	29:21:12	2005		1005	Carter, Mark, 25	AZ	29:40:27	1999	
944	Thomas, Michael, 35	CO	29:21:40	1997		1006	Royalty, Phil, 21	CA	29:40:42	1990	
945	Thomas, Tracy, 39	CA	29:21:57	2000		1007	Bachani, Bob, 48	AZ	29:41:06	2003	
946	Kroljic, Karyn, 33	CA	29:22:00	1992		1008	Grobesson, Jay, 32	CA	29:41:06	1993	
947	Robison, Wendell, 40	WY	29:22:00	1992		1009	Salinger, Andrew, 36	CA	29:41:06	2004	
948	Curry, Garry, 57	CA	29:22:00	2011		1010	Petrisko, Kevin, 41	CA	29:41:12	2011	
949	Wood, Heather, 24	NM	29:23:12	2010		1011	Limb, Troy, 42	CA	29:41:18	2003	
950	Wood, Blake, 52	NM	29:23:12	2010		1012	Malinin, Mike, 33	CA	29:41:18	2001	
951	Ross-Wilde, Ronni, 36	CA	29:23:58	1996		1013	Liao, Ted, 46	CA	29:41:19	2007	
952	Givens, Bob, 45	TX	29:24:33	1989		1014	Johnson, Jeffrey, 24	UT	29:41:44	1994	
953	Willis, Scott, 33	CA	29:24:38	1995		1015	Michaud, Fernand, 53	NV	29:41:50	1996	
954	Ritchie, Gary, 54	CA	29:25:10	1994		1016	Joseph, Gene, 46	AZ	29:42:34	1998	
955	Murphy, Michael, 36	CA	29:25:36	2010		1017	Albert, Norm, 31	CA	29:42:53	1988	
956	Velasco, George, 43	CA	29:25:52	1996		1018	Dickey, Bill, 51	CA	29:43:03	1990	
957	Williams, Don, 34	AZ	29:26:26	1999		1019	Stern, Howie, 33	CA	29:43:12	2003	
958	Grunt, Cindie, 44	OR	29:27:15	1994	LGR6	1020	Willis, Scott, 27	CA	29:43:16	1989	
959	Hesseltine, Wally, 65	CA	29:28:06	2008		1021	Spencer, Douglas, 36	CA	29:43:52	1994	
960	Phillips, Bud, 49	CO	29:28:16	1996		1022	Radich, John, 32	CA	29:44:00	1986	
961	Thomas, Michael, 33	CO	29:28:54	1995		1023	Sager, Marc, 41	CA	29:44:04	1994	
962	Kohler, Steve,	CA	29:29:12	1987		1024	Madsen, Dixie, 54	CA	29:44:20	1991	
963	Hermanson, Ray, 47	CAN	29:29:13	1990		1025	Glogovac, Scott, 54	NV	29:45:18	2008	
964	Whaley, Jim, 41	CA	29:30:10	1988		1026	Kajiwaru, Eric, 57	CA	29:46:00	2004	
965	Cammack, Terry, 45	CA	29:30:16	1991		1027	Stern, Howie, 31	CA	29:46:24	2001	
966	Hume, Blakely, 24	NV	29:30:27	1998		1028	Holmes, John, 55	FL	29:46:32	1997	
967	Greenbauer, Richard, 37	CA	29:30:30	2004		1029	Norman, Jay, 59	TX	29:46:32	1997	
968	Luptowitz, Josef, 48	CA	29:30:30	1991		1030	Zatorski, Jerry, 42	CA	29:46:36	2005	
969	Ramsey, William, 51	CA	29:30:30	2004		1031	Treder, Julie, 34	WI	29:46:36	2010	
970	Pedroia, Vince, 50	CA	29:31:10	1996		1032	Collier, Damon, 30	CA	29:47:00	1996	
971	Walczak, Paul, 40	NC	29:31:10	1996		1033	Hamalainen, Jussi, 62	CA	29:47:06	2008	
972	Anderson, Jay, 50	CA	29:31:10	2006		1034	Spaeth, Laura, 28	CA	29:47:24	1990	
973	Borg, Carl, 34	CA	29:31:10	2008		1035	Luschwitz, Brian, 38	ca	29:47:30	2005	
974	Snow, Sabin, 48	AZ	29:31:34	1990		1036	Cheng, Jack, 39	CA	29:47:30	2011	
975	Taylor, Doug, 47	NJ	29:31:34	1990		1037	Valdez, Arturo, 47	CA	29:48:24	2011	
976	Royalty, Phil, 23	CA	29:31:36	1992		1038	Ayres, Ed, 48	CT	29:48:32	1990	
977	Greco, Ken, 34	AZ	29:32:12	2001		1039	Beach, Bob, 42	CA	29:49:00	1986	
978	Thornley, Chris, 37	AZ	29:32:13	2007		1040	Tidmore, Paul, 42	TX	29:49:00	2011	
979	Curry, Garry, 39	CO	29:33:15	1993		1041	Lile, Jerry, 42	CA	29:49:06	2001	
980	Humphrey, Ed,	CA	29:33:35	1987		1042	Senelly, Richard, 46	HI	29:49:16	1990	
981	Ruttenberg, Gary, 39	CA	29:33:35	1987		1043	James, Tom, 51	CA	29:49:56	1995	
982	Akiyama, Paul, 49	CA	29:33:42	1993		1044	Williams, Glen, 28	CA	29:50:37	1989	
983	Buzik, Ivan, 55	CA	29:34:17	1999		1045	Perrodin, Jack, 61	CA	29:50:39	1990	
984	Westergaard, Danny, 36	CA	29:35:17	1995		1046	Cantu, Ruben, 53	CA	29:50:55	1996	
985	Cadwallader, Sharlene, 50	CA	29:35:19	1999	Buffalo	1047	Arnold, Hap, 52	CA	29:51:00	1986	
986	Schmidt, Paul, 39	CA	29:35:25	1991		1048	Berry, Kathy, 41	CA	29:51:24	1991	
987	Stevenson, Jeff, 50	CA	29:35:45	1996		1049	Leigh, Todd, 50	CA	29:51:25	1992	
988	Hayes, Richard, 50	CA	29:36:18	2001		1050	Akiyama, Paul, 53	NV	29:51:26	1997	
989	Lawrence, Richard, 33	CA	29:36:42	1995		1051	Wilde, Douglas, 39	CA	29:51:56	1992	
990	Quinn, John, 35	CA	29:37:01	1996		1052	Scholz, Monica, 43	CAN	29:53:30	2010	
991	Bellante, Richard, 36	CA	29:37:17	1988		1053	Weisshaar, Hans-Dieter, 60	GER	29:53:37	2000	W4,LGR6
992	Ehman, Rose, 34	CA	29:37:26	1993		1054	Wright, Phil, 46	CA	29:54:19	1990	
993	Sager, Marc, 43	CA	29:37:35	1996		1055	Patt, Steven, 55	CA	29:54:24	2004	
994	Stephens, Mike, 59	CA	29:38:10	2007		1056	Lakey, Jason, 28	CA	29:54:30	2003	
995	Marcus, Daniel, 39	IL	29:38:24	2005		1057	McRae, Steve, 43	CA	29:54:42	1994	
996	Jaques, Glen, 47	BC	29:38:25	1989		1058	Tufts, Richard, 42	CA	29:55:00	1986	

Rank	Name	Home	Time	Year	Award	Rank	Name	Home	Time	Year	Award
1059	Weston, Willard, 46	CA	29:55:06	2007		1143	Dickie, Matthew, 31	CA	30:23:01	2007	
1060	Englemann, Eb, 51	OR	29:55:08	1993		1144	Stephens, Mike, 50	CA	30:23:18	2008	
1061	Schmidt, Lee, 53	CA	29:55:08	1992		1145	Robison, Wendell, 41	WY	30:23:50	1993	
1062	Tuller, Robert, 35	NY	29:55:36	1999	W4,LGR6	1146	Davis, Curtis B., 42	CA	30:24:02	2007	
1063	Jensen, Karl, 51	CAN	29:55:52	2000		1147	Phillips, Bud, 48	CA	30:24:19	1995	
1064	Sayers, Kevin, 41	MD	29:55:53	2000		1148	Jensen, Stan, 42	CA	30:24:31	1995	
1065	Radich, John, 41	CA	29:55:58	1996		1149	Michaud, Fernand, 57	NV	30:24:36	2000	
1066	Olson, Mark, 50	CA	29:56:01	1997		1150	Gallagher, Tom, 43	NV	30:24:37	2000	
1067	Peralez, Michael, 34	CA	29:56:01	1997		1151	Pruitt, R.C, 43	CA	30:24:43	1994	
1068	Albert, Norm, 40	CA	29:56:36	1997		1152	Uher, Will, 53	CA	30:26:09	1999	
1069	Robinson, Eric, 29	CA	29:57:04	1997		1153	Speers, Brent, 53	CA	30:26:24	2011	
1070	Schmidt, Paul, 38	CA	29:57:35	1990		1154	Matty, Ronald, 42	CA	30:26:24	2011	
1071	Wright, Gary, 43	WA	29:57:37	1994		1155	Hubbard, Gordon, 53	CA	30:26:53	1989	
1072	Edmunds, Eric,	CA	29:57:49	1987		1156	Palmer, Mike, 45	CA	30:27:09	1998	
1073	Longwith, Jim, 52	CA	29:58:00	1998		1157	Rozic, Scott, 27	CA	30:27:22	2000	
1074	McMahon, Elaina, 35	CA	29:58:05	1992		1158	Madsen, Dixie, 53	CA	30:28:00	1990	
1075	Gamble, Russ, 44	CA	29:58:08	1990		1159	Maslanka, Bozena, 31	CA	30:28:01	1998	
1076	Diamond, Scott, 39	OR	29:59:04	2000		1160	Ornelas, Ricardo, 34	CA	30:28:09	2007	
1077	Cross, Fenton, 57	CA	29:59:06	2001		1161	Liner-Jigamian, Saralie, 36	CA	30:28:26	1989	
1078	Klaich, Nick, 46	NV	29:59:24	1991	W4	1162	Palmer, Judy, 32	CA	30:28:26	1989	
1079	Tanimoto, Herb, 45	CA	29:59:34	1994		1163	deSouza, Ferdinand, 35	UT	30:28:45	1988	
1080	Greer, John, 37	AZ	30:00:31	1996		1164	Penland, Peter, 43	CA	30:28:50	1999	
1081	O'Neal, Thomas, 42	CA	30:02:08	1987		1165	Wilkie, Jose, 36	KY	30:29:44	1999	
1082	Palmer, Mike, 44	CA	30:02:11	1997		1166	Snipes, David, 43	VA	30:30:00	2011	
1083	Priedkalns, Eric, 39	CA	30:02:30	2010		1167	Dempster, Dan, 47	CA	30:30:08	1994	
1084	Cross, Fenton, 62	CA	30:03:06	2006		1168	Dickey, Bill, 53	CA	30:30:21	1992	
1085	Radich, John, 53	CA	30:03:51	2007		1169	Adjemian, Robert, 45	CA	30:30:45	1992	
1086	Baker, Ernie, 49	CA	30:04:00	1986		1170	Murase, Yosuke, 38	JPN	30:31:18	2010	
1087	Szarfinski, Joan, 53	CA	30:04:00	1992		1171	Curry, Garry, 46	CO	30:31:23	2000	
1088	Canby, John, 22	CA	30:04:18	1996		1172	Kelley, Rick, 50	AZ	30:31:23	2000	
1089	Hall, Clark, 49	VA	30:04:30	1998		1173	Chapman, Tom, 45	OR	30:31:36	2004	
1090	Sullivan, Scott, 48	CA	30:04:47	2007		1174	Carswell, Robert, 38	CDN	30:32:01	1994	
1091	Kumeda, Andy, 39	CA	30:04:47	2007		1175	Melvin, Debra, 45	CA	30:32:27	1999	
1092	Burse, Allen, 40	CA	30:06:02	2005		1176	Kajiwara, Eric, 48	CA	30:32:32	1995	
1093	Corbett, Catra, 35	CA	30:06:03	2000		1177	Pitts, Frank, 61	CA	30:32:35	1992	
1094	Bourgault, West, 31	CA	30:06:30	2008		1178	Allen, Lisa, 33	CO	30:32:49	1997	
1095	Cooper, Rick, 41	MT	30:06:42	1999		1179	Freeman, Lee, 43	CA	30:33:00	1986	
1096	Rutzen, Hartmut, 59	GER	30:06:45	2000		1180	Sager, Marc, 39	CA	30:33:00	1992	
1097	Stephens, Mike, 45	CA	30:07:24	2003		1181	Kaplan, Allan, 40	CA	30:33:27	1995	
1098	Swiatkowski, Keith, 39	CA	30:07:24	2011		1182	Falcone, Mark, 48	CA	30:33:30	2005	
1099	Grunt, Cindie, 43	OR	30:07:53	1993		1183	Ohara, Garrett, 39	CA	30:34:12	2005	
1100	Antholine, Bill, 28	AZ	30:08:20	1997		1184	Schuler, Richard, 36	NJ	30:34:16	1996	
1101	Grill, Larry, 56	CA	30:08:21	2006		1185	Weisshaar, Hans-Dieter, 67	GER	30:34:45	2007	
1102	Williams, Dan, 59	CA	30:09:01	2008		1186	Ramsey, William, 52	CA	30:35:00	2005	Eagle
1103	Conover, Lisa, 40	WI	30:09:56	1998		1187	Potter, Tim, 46	MN	30:35:05	2000	
1104	Pettigrew, Jeff, 35	CA	30:09:56	1998		1188	Robelo, Eduardo, 45	CA	30:35:06	2008	
1105	Cohen, Herman, 53	CA	30:09:59	1992		1189	Barry, Mary Kathleen, 40	CA	30:35:14	1999	
1106	Deweese, Linda, 51	CA	30:10:06	2008		1190	Chamley, Mark, 42	CA	30:35:31	1995	
1107	Olson, Mark, 48	CA	30:10:10	1995		1191	Odre, Jacqueline, 30	HI	30:35:35	1998	
1108	Weingaertner, Roger, 50	CA	30:10:56	1997		1192	Loyer, Robert, 51	CA	30:36:04	1989	
1109	Ramaekers, Larry, 53	CA	30:12:18	2005		1193	Ulloa, Bob, 48	CA	30:36:26	1997	
1110	Ramirez, Rico, 49	CA	30:12:21	1993		1194	Rouse, Mike, 45	CA	30:37:00	1998	
1111	Winton, Hal, 61	CA	30:12:32	1992	W4, LGR5	1195	Guild, Scott, 36	NV	30:37:18	2008	
1112	Luschwitz, Brian, 40	CA	30:13:22	2007		1196	Kozinc, Gabor, 43	CA	30:37:28	2006	
1113	Wright, Phil, 47	CA	30:13:33	1991		1197	Losey, Bill, 34	OH	30:37:28	2006	
1114	Curry, Garry, 36	CO	30:13:50	1990		1198	Metz, John, 48	CA	30:37:30	1991	
1115	Day, Conn, 31	CO	30:13:50	1990		1199	Timmermans, Lambert, 41	CA	30:38:06	2008	
1116	Mitchell, Winston, 48	CA	30:14:46	1997		1200	Cohn, Alan, 42	CO	30:38:14	1997	
1117	Gallagher, Tommy, 46	NV	30:15:03	2003		1201	Cheng, Jack, 39	CA	30:38:30	2010	
1118	Goodman, Harris S., 43	CA	30:15:30	2008		1202	Willis, Scott, 30	CA	30:38:37	1992	
1119	Werth, Donald, 47	CO	30:15:48	1989		1203	Damas, Dave, 43	CA	30:38:41	1991	
1120	Holm, Darrell, 38	CA	30:16:00	1999		1204	Wilkie, Jose, 30	KY	30:38:57	1993	
1121	Richards-Dinger, Keith, 21	CA	30:16:12	2003		1205	Davidson, Anstr, 49	VA	30:39:00	1994	
1122	Schick, Karl, 32	CA	30:16:46	1989		1206	Curry, Garry, 47	CO	30:39:06	2001	
1123	Pitts, Frank, 62	CA	30:16:54	1993		1207	Covarrubias, Rafael, 41	CA	30:39:18	2010	
1124	Cunningham, Ron, 50	OR	30:17:08	1998		1208	Trahern, Eugene, 36	WA	30:39:50	1999	
1125	Bloom, Jerry, 50	CA	30:17:12	2003		1209	Martin, Roland, 39	NE	30:40:11	1988	W4
1126	Marshall, John, 53	CA	30:17:20	1990		1210	Inouye, Gary, 50	CA	30:40:12	2003	
1127	Gillespie, Richard, 50	CA	30:17:26	1996		1211	Wu, Julie, 29	CA	30:40:12	2003	
1128	Kahler, Mark, 37	CA	30:17:26	1996		1212	Ruiz, George, 51	NV	30:40:18	2008	
1129	Kumeda, Andy, 40	CA	30:17:30	2008		1213	McKinney, Mark, 32	CA	30:40:22	2000	
1130	Spykerman, John, 30	CA	30:17:41	1995		1214	Spykerman, John, 35	CA	30:40:37	2000	
1131	Huffman, Victoria, 37	CA	30:17:43	1990		1215	Corbett, Catra, 41	CA	30:41:05	2006	
1132	Koors, Dennis, 36	CA	30:18:06	2008		1216	Goetz, Kent, 34	CA	30:41:31	1994	
1133	Bloom, Jerry, 51	CA	30:18:30	2004		1217	Magruder, Joe, 48	CA	30:42:06	1994	
1134	Cross, Fenton, 54	CA	30:18:59	1998		1218	Ingro, John, 57	CA	30:42:07	1991	
1135	O'Brien, Sean, 43	CA	30:19:02	2006		1219	Chang, Jack, 46	CA	30:42:35	2006	
1136	Kumeda, Andy, 38	CA	30:19:22	2006		1220	Coffee, Dennis, 39	CA	30:42:48	1987	
1137	Moore, Matthew, 43	CA	30:19:30	1999		1221	Hooper, Max, 43	AR	30:42:51	1989	
1138	Fisher, Barry, 58	CA	30:20:06	2003		1222	Cepeda, Lauren, 33	CA	30:42:58	1998	
1139	Hamilton, James, 54	CA	30:20:07	1997		1223	Anderson, Jay, 44	CA	30:43:09	2000	
1140	Fisher, Richard, 48	NV	30:20:17	1997		1224	Kogutek, Michael, 49	CA	30:43:47	1998	
1141	Englemann, Ed, 51	OR	30:21:42	1993		1225	Saine, David, 47	CA	30:44:20	1996	
1142	Dempster, Dan, 48	CA	30:22:45	1995		1226	Stafford, Frederick, 39	WA	30:44:20	1996	



2004: Keith Richards-Dinger



Donna Utakis, 2010



Kevin Sawchuck, Cloudburst 1999.


Rank	Name	Home	Time	Year	Award	Rank	Name	Home	Time	Year	Award
1227	Ankeney, Bobb, 50	CA	30:44:36	2003		1289	Yates, Carl, 67	CA	30:59:08	1994	
1228	Dorgan, Jason, 38	WI	30:44:36	2004		1290	Risse, Joan, 47	CA	30:59:09	1996	
1229	Harns, Bill, 49	CA	30:45:06	1995		1291	Miller, Jim, 44	CA	30:59:55	1990	
1230	Remington, Dave, 54	CA	30:45:06	1995		1292	Lundell, Don, 45	CA	31:00:47	2007	
1231	Corbett, Catra, 40	CA	30:45:24	2005	Rhino	1293	Rustvold, Leif, 31	OR	31:01:24	2006	
1232	Irvin, Kristina, 46	CA	30:45:24	2004		1294	Holtz, Allan, 60	MN	31:01:36	2010	
1233	Pacheco, Jorge, 37	CA	30:45:24	2005		1295	Murphy, Michael, 36	CA	31:02:30	2011	
1234	Adjemian, Robert, 40	CA	30:45:51	1987		1296	Fisher, Richard, 47	NV	31:02:58	1996	
1235	Dudney, Gary, 44	CA	30:45:57	1997		1297	Turon, Michael, 52	CA	31:03:00	1999	
1236	Volkenand, Rob, 58	OR	30:46:38	1989	W4	1298	Weiss, Xy, 45	CA	31:03:27	2006	
1237	Harvey, Steve, 46	CA	30:46:46	1990		1299	Nyce, Thomas, 41	AZ	31:03:39	2000	
1238	Cantu, Ruben, 54	CA	30:46:52	1997		1300	Sheedy, Tim, 51	CA	31:04:08	2000	
1239	Palmer, Mike, 54	CA	30:46:58	2007		1301	Wade, Brooks, 51	AK	31:04:46	1996	
1240	Welker, Max, 50	WA	30:47:28	1992		1302	Stevenson, Jeff, 49	CA	31:04:48	1995	
1241	Sullivan, Scott, 47	CA	30:47:33	2006		1303	Miller, Sandee, 44	CO	31:05:00	1997	
1242	Dike, Roger, 63	AK	30:47:48	1990		1304	Herrmann, Jakob, 39	CA	31:05:00	2010	
1243	Curry, Garry, 38	CO	30:48:01	1992		1305	Wright, Gary, 39	WA	31:05:01	1990	
1244	Ornelas, Ricardo, 33	CA	30:48:10	2006		1306	Kern, Leland, 39	MT	31:05:09	1996	
1245	Simmons, Stephen, 22	WV	30:48:39	1998		1307	Spykerman, John, 36	CA	31:05:24	2001	
1246	Covarrubias, Rafael, 39	CA	30:49:00	2008		1308	Spaulding, David, 36	HI	31:05:40	1990	
1247	Grimm, Paul, 42	CO	30:49:00	2011		1309	Moses, Bob, 40	CA	31:06:00	1986	
1248	Fabian, Francisco, 54	CA	30:49:06	2005		1310	Adams, Richard, 51	CA	31:06:52	1994	
1249	Buck, Richard, 45	CA	30:49:23	1991		1311	Magill, Jim, 50	CA	31:07:03	1996	W4, LGR6
1250	Tavernini, Robert, 33	TX	30:49:39	2000	W4, LGR6	1312	Chamley, Mark, 39	CA	31:07:29	1992	
1251	Tuller, Robert, 31	NY	30:50:36	1995		1313	Sullivan, Scott, 46	CA	31:07:36	2005	
1252	Rustvold, Leif, 35	OR	30:51:24	2010		1314	Harns, Bill, 45	CA	31:07:50	1991	
1253	Hubbard, Gordon, 48	CA	30:51:43	1987		1315	Moses, Bob, 45	CA	31:07:50	1991	
1254	Spykerman, John, 32	CA	30:52:13	1997		1316	Kajiwarra, Eric, 54	CA	31:08:18	2001	
1255	Stern, Howie, 36	CA	30:52:33	2006		1317	Barr, Robert, 48	CA	31:08:30	2003	
1256	Teal, Steve, 38	CA	30:52:36	2003		1318	Greener, Doug, 35	CA	31:08:50	1998	
1257	Robbins, Brick, 32	CA	30:52:39	1991	JMT	1319	Kajiwarra, Eric, 58	CA	31:09:00	2005	
1258	Greenberg, Marc, 39	WA	30:52:44	1990		1320	Stevenson, Jeff, 59	CA	31:09:24	2005	
1259	Preeper, Earl, 39	CAN	30:52:44	1996		1321	Hopkins, John, 47	CA	31:09:47	1992	
1260	Kozak, Jeff, 29	CA	30:52:45	2003		1322	Stern, Howie, 38	CA	31:10:06	2008	
1261	O'Grady, Kevin, 31	OH	30:52:50	1990		1323	Leigh, Todd, 49	CA	31:10:07	1991	
1262	Fu, Chihping, 44	CA	30:53:12	2010		1324	Riley, Thomas, 45	OR	31:10:24	2008	
1263	DeSplinter, Katie, 28	CA	30:53:12	2011		1325	Wright, Phil, 48	CA	31:11:03	1992	
1264	Royalty, Phil, 31	NV	30:53:22	2000		1326	Gebbie, Bill, 46	CA	31:11:09	1989	
1265	Hamilton, James, 56	CA	30:53:29	1999		1327	Olson, Mark, 61	CA	31:11:12	2008	
1266	Willis, Scott, 28	CA	30:53:57	1990		1328	Gleman, Michael, 48	FL	31:11:44	1996	
1267	Hubbard, Gordon, 49	CA	30:53:58	1988		1329	Gunderson, Jonathan, 29	CA	31:11:52	2007	
1268	Liebeskind, John, 40	OR	30:54:12	2001		1330	Wright, Gary, 44	WA	31:11:57	1995	
1269	Ward, Ken, 44	OR	30:54:12	2001		1331	Thibeault, Suzi, 42	CA	31:12:28	1989	W4
1270	Heaton, Cynthia, 4	CA	30:54:13	1987		1332	Pitts, Frank, 60	CA	31:12:30	1991	
1271	Cole, Chris, 29	CA	30:54:39	1992	W4	1333	Gardner, Renne, 38	CA	31:13:17	1996	
1272	Hamilton, Kathy, 46	CA	30:54:46	1996		1334	Hatta, Hiromi, 35	JPN	31:13:17	1996	Ram's Head
1273	Rowe, Tom, 44	MT	30:55:17	1992		1335	Hatta, Katsuyuki, 32	JPN	31:13:17	1996	Ram's Head
1274	Bartoo, Duke, 43	CA	30:55:19	1995		1336	Sullivan, Scott, 40	CA	31:13:32	1999	
1275	Sakurai, Hiroe, 33	JPN	30:56:06	1998	Ram's Head	1337	Daniel, Conrad, 52	CA	31:14:05	2000	
1276	Heilbock, Juergen, 41	GER	30:56:07	2006		1338	Parker, Scott, 37	AL	31:14:06	2001	
1277	Turon, Michael, 51	CA	30:56:24	1998		1339	Szekeres, Bob, 46	CA	31:14:14	1993	
1278	Madsen, Dixie, 56	CA	30:56:28	1993		1340	Guerra, Tiffany, 35	CA	31:14:30	2011	
1279	Stephens, Mike, 52	CA	30:57:06	2010		1341	Coffey, Marty, 41	CA	31:15:36	1991	
1280	Savage, Mike, 52	CA	30:57:06	2011		1342	Peyton, Lou, 45	AR	31:15:36	1989	W4
1281	Hamilton, Mike, 43	WA	30:57:11	1996		1343	DeVita, Victoria, 47	CA	31:16:01	2000	
1282	Corbett, Catra, 49	CA	30:57:12	2008		1344	Stofko, Paul, 24	AZ	31:16:16	2000	
1283	Ogata, Tetsuro, 23	JPN	30:57:12	2011		1345	Foote, Andrew, 58	CA	31:17:06	2008	
1284	Cunniff, Sean, 34	NM	30:58:05	2006		1346	Sullivan, Scott, 49	CA	31:17:06	2008	
1285	Schoeck, Matthias, 30	CA	30:58:10	2000		1347	Maslanka, Bozena, 32	CA	31:17:12	1999	
1286	Farley, Kristen, 46	CA	30:58:24	2008		1348	Whiting, Floyd, 51	NV	31:17:13	1992	W4, LGR5
1287	Israel, Sandy, 47	CA	30:58:35	1994		1349	Buck, Richard, 41	CA	31:17:21	1987	
1288	Ulloa, Bob, 50	CA	30:58:58	1999		1350	Magruder, Joe, 55	CA	31:17:24	2001	

40 2012 Angeles Crest 100 Racebook • 8. Finishers by Rank

Rank	Name	Home	Time	Year	Award	Rank	Name	Home	Time	Year	Award
1351	Curry, Garry, 44	CO	31:17:25	1998		1435	Ulloa, Bob, 52	CA	31:34:24	2001	
1352	Demoney, Ed, 42	VA	31:17:25	1987		1436	Bartoo, Duke, 49	CA	31:34:30	2001	
1353	Singleton, Alan, 46	CA	31:17:30	2011		1437	Velasco, George, 42	CA	31:34:42	1995	
1354	Hubbard, Gordon, 52	CA	31:17:40	1991		1438	Harris, David, 45	CA	31:34:44	1998	
1355	Poupard, Thierry, 45	FRA	31:18:06	1999		1439	Speers, Brent, 47	CA	31:35:06	2005	
1356	Harshburger, Dan, 44	CA	31:18:55	1991		1440	Barichievich, Mark, 47	CA	31:35:30	2011	
1357	Gilli, William, 38	AR	31:19:03	1995		1441	Rossmann, Mitchell,	MN	31:35:41	1999	
1358	Mandelbaum, Wayne, 52	CA	31:19:24	2007		1442	Kelly, Larry, 37	CA	31:35:46	1997	
1359	Lyons, Shannon, 54	CA	31:20:20	1998	Buffalo	1443	Stevenson, Jeff, 51	CA	31:36:01	1997	
1360	Stern, Howie, 37	CA	31:20:24	2007		1444	Walczak, Paul, 43	VA	31:36:39	1999	
1361	Tannehill, Kenneth, 45	CA	31:20:30	2006		1445	Strom, John, 49	NY	31:36:55	1989	
1362	Palmer, Mike, 47	CA	31:20:39	2000		1446	Curtiss, Brian, 32	CA	31:37:00	2008	
1363	Kohr, Aaron, 46	CA	31:21:06	2010		1447	Gleman, Stuart, 49	FL	31:37:15	1994	
1364	Lourme, Jerome, 50	CA	31:21:18	2011		1448	Davis, Curtis B, 38	CA	31:37:30	2003	
1365	Lawrence, Richard, 32	CA	31:21:28	1994		1449	Liao, Elijah, 36	CA	31:37:30	2008	
1366	Lutz, Kevin, 46	CA	31:21:36	2003		1450	Corbett, Catra, 36	CA	31:37:36	2001	
1367	Miller, Barbara, 46	CA	31:21:55	1991	W4	1451	Drey, Dennis, 58	NM	31:38:00	2010	
1368	Damas, Dave, 45	CA	31:22:00	1993		1452	Willis, Scott, 26	CA	31:38:07	1988	
1369	Cox, Bob, 47	NV	31:22:03	1989		1453	Crane, Adrian, 36	CA	31:38:24	1991	
1370	Harmer, Burgess, 47	NV	31:22:03	1989		1454	Powers, Karen, 45	WY	31:38:48	1995	
1371	Emmons, David, 39	CA	31:22:11	1996		1455	Hubbard, Gordon, 51	CA	31:38:57	1990	
1372	Hodde, Jason, 27	IN	31:22:19	1997	W4,LGR6	1456	Zychowski, Stan, 52	CO	31:39:11	2000	
1373	Sullivan, Scott, 44	CA	31:22:24	2003		1457	Parker, Scott, 36	AZ	31:39:22	2000	
1374	Miller, Barbara, 49	CA	31:23:15	1993		1458	Sorensen, Lorraine, 53	CA	31:39:24	2003	Buffalo
1375	O'Grady, Janice, 47	CA	31:23:28	1996		1459	Cammack, Terry, 43	CA	31:39:25	1989	
1376	Canales, Henry, 44	CA	31:23:31	1990		1460	Barry, Mary Kathleen, 40	CA	31:39:27	1998	
1377	Pruitt, R. C., 38	CA	31:23:31	1990		1461	Jebian, Lee, 57	CA	31:39:39	1998	
1378	Carlson, Jeanine, 46	MA	31:23:35	2000		1462	Miller, Albert, 35	OR	31:39:42	1989	
1379	Longwell, Robert, 57	CA	31:23:46	1996		1463	Nozaki, Alan, 35	HI	31:39:54	1990	
1380	Klein, Helen, 66	CA	31:24:02	1989	W4	1464	Michaud, Fernand, 56	NV	31:40:18	1999	
1381	Durr, George, 45	CA	31:24:06	1991		1465	Cassidy, Kevin, 33	AU	31:40:29	1993	
1382	Harris, Robert, 36	CA	31:24:12	2004		1466	Corbett-McNeely, Catra, 38	CA	31:40:30	2003	
1383	Ehlerman, Mike, 34	AZ	31:24:26	1999		1467	Roeh, Bill, 49	CA	31:40:34	1994	
1384	Harns, Bill, 50	CA	31:24:48	1996		1468	Wilson, Daniel, 49	CO	31:40:46	2007	
1385	Magruder, Joe, 50	CA	31:24:48	1996		1469	Weisshaar, Hans-Dieter, 66	GER	31:41:02	2006	Rams Head
1386	Anderson, Jay, 43	CA	31:24:50	1999		1470	Gaetos, Ben, 54	CA	31:41:06	2011	
1387	Simmons, Stephen, 21	WV	31:24:55	1997		1471	Martin, Kyong, 49	CA	31:41:18	2004	
1388	Curry, Garry, 49	CO	31:25:06	2003		1472	Decker, Larry, 45	GA	31:41:24	1992	
1389	Speers, Brent, 45	CA	31:25:06	2003		1473	Elia, Barbara Ann, 52	CA	31:41:29	1997	Buffalo
1390	Freeman, Lee, 46	CA	31:25:21	1989		1474	Dill, Thomas, 47	CA	31:41:41	1992	
1391	Peters, Patrick, 51	CA	31:25:33	1996		1475	Kimball, Joey Ann, 22	CA	31:42:12	1999	
1392	Adjemian, Robert, 50	CA	31:26:03	1997		1476	Abramowitz, Fred, 54	CO	31:42:19	2006	
1393	Muldoon, Warren, 53	CA	31:26:06	2010		1477	Palmer, Mike, 45	CA	31:43:05	1999	
1394	Puerto, Mauricio, 38	CA	31:26:12	2011		1478	Hayes, Terri, 47	NV	31:43:07	1990	
1395	Hamilton, Mike, 41	WA	31:26:18	1994		1479	Harvey, Steve, 49	CA	31:43:10	1993	
1396	Cohen, Howard, 43	CA	31:26:30	2001		1480	Burrous, Carrie, 26	CA	31:43:16	1995	
1397	Irvin, Kristina, 50	CA	31:26:30	2008		1481	Stephens, Mike, 53	CA	31:43:18	2011	
1398	Novak, Ben, 32	CA	31:26:40	2007		1482	Heroux, Jess,	CDN	31:43:54	1992	
1399	Sullivan, Scott, 41	CA	31:26:49	2000		1483	Gebbie, Bill, 44	CA	31:44:06	1987	
1400	Comar, Louise Elaine, 47	CA	31:27:08	2000		1484	Garcia, Manuel G., 54	CA	31:44:12	2003	
1401	Risse, Joan, 46	CA	31:27:20	1995		1485	Hayes, Terri, 48	NV	31:44:25	1991	
1402	Albert, Norm, 42	CA	31:27:22	1999		1486	Spelt, Sarah, 45	CA	31:44:30	2004	
1403	Hume, Blakely, 22	CA	31:28:04	1996		1487	Slater, Jack, 48	CA	31:44:58	1995	Eagle
1404	Spencer, Douglas, 37	CA	31:28:04	1995	W4,LGR6	1488	Greenberg, Marc, 40	WA	31:45:00	1991	
1405	Tincher, Jeffrey, 37	IN	31:28:12	1993		1489	Gibbon, Georgia, 36	CA	31:45:02	2005	
1406	Purdy, Bruce, 36	MI	31:28:13	1993		1490	Gallagher, Tommy, 47	NV	31:45:03	2004	
1407	Barnes, Rod, 43	CA	31:28:19	1991		1491	Matthias, Donald, 55	CA	31:45:05	1991	
1408	Pierce, Philip, 53	MA	31:28:50	1994		1492	Gunderson, Jonathan, 27	CA	31:45:06	2005	
1409	Stolen, Ernest, 58	AK	31:29:08	2007		1493	Swanson, Grant, 56	CA	31:45:06	2008	
1410	Leatherwood, Todd, 32	TX	31:29:39	2000		1494	Stephens, Mike, 45	CA	31:45:12	2005	
1411	Mejia, Vilma, 40	CA	31:30:05	1991		1495	Thornley, Chris, 38	AZ	31:45:12	2008	
1412	Adjemian, Robert, 52	CA	31:30:08	1999		1496	DelaRosa, Michael, 44	CA	31:45:31	1991	
1413	Szekeresh, Bob, 50	CA	31:30:19	1997		1497	Mack, Bill, 40	CA	31:45:41	1993	
1414	Collier, Damon, 31	CA	31:30:20	1997		1498	Gallagher, Tom, 41	NV	31:45:50	1998	
1415	Palmer, Mike, 48	CA	31:30:24	2001		1499	Pitts, Frank, 59	CA	31:45:56	1990	
1416	Stern, Howie, 41	CA	31:30:24	2011		1500	Josephs, Robert, 42	CA	31:47:16	1997	
1417	Chandonia, Charlie, 56	TX	31:30:34	1997		1501	Stephens, Mike, 43	CA	31:47:24	2001	
1418	Gunderson, Jonathan, 30	CA	31:30:36	2008		1502	Trahern, Eugene, 42	OR	31:47:36	2005	
1419	Meyer, Bert, 52	CT	31:30:59	1997		1503	Weiss, Xy, 44	CA	31:47:36	2005	
1420	Gutierrez, Mona, 42	CA	31:31:06	2004		1504	Matella, Bill, 39	CA	31:47:52	1987	
1421	Bailey, Skip, 41	CA	31:31:08	1993		1505	Triquart, Richard, 37	CA	31:48:00	2010	
1422	Palmer, Mike, 49	CA	31:31:12	2003		1506	Bramer, Julia, 36	CA	31:48:05	2000	
1423	Stephens, Mike, 41	CA	31:31:23	1999		1507	Campos, Beto, 33	CA	31:48:06	2011	
1424	Sublett, Bill, 43	VA	31:31:24	2000		1508	Zychowski, Stan, 46	CA	31:48:07	1994	
1425	Collier, Damon, 35	CA	31:31:30	2001		1509	Boyd, Marie, 47	CA	31:48:08	1995	
1426	Velasco, George, 45	CA	31:31:46	1998		1510	Andrews, Steven, 29	CA	31:48:24	2010	
1427	Dickey, Bill, 49	CA	31:31:55	1988		1511	Murdach, Charlie, 34	CA	31:48:30	2003	
1428	Pitts, Frank, 57	CA	31:32:00	1988		1512	McMahon, Elaina, 51	CA	31:49:00	2008	
1429	Hagen, Jeff, 45	CA	31:32:30	1992		1513	McKinney, Mark, 40	CA	31:49:00	2008	
1430	Riemer, Frederick, 45	UT	31:32:30	1992	W4	1514	Kajiwara, Eric, 61	CA	31:49:00	2008	
1431	Britt, Michael, 49	WA	31:32:52	2000		1515	Bearden, Rick, 50	CA	31:49:09	2007	
1432	Britt, Michael, 49	WA	31:32:52	2000		1516	Curry, Garry, 51	CO	31:49:12	2005	
1433	Sherman, Elena, 45	CA	31:33:50	1998		1517	Layson, Carmela, 38	CA	31:49:12	2008	
1434	Sherman, Elena, 45	CA	31:33:50	1998		1518	Jones, David, 51	CA	31:49:17	1999	



Frederico Fuentes, 2004



Jack Murray, 2007



Gabriel Flores, 1999

Rank	Name	Home	Time	Year	Award	Rank	Name	Home	Time	Year	Award
1519	Robinson, Chris, 50	CA	31:49:18	2011		1581	Strom, John, 45	NY	32:02:13	1987	
1520	Krivak-Tetley, Flora, 27	CA	31:49:24	2008		1582	Liner-Jigamian, Saralie, 35	CA	32:02:24	1987	
1521	Gamble, Russ, 41	CA	31:49:55	1991		1583	Williams, Glen, 26	CA	32:02:24	1987	
1522	Radich, John, 49	CA	31:50:00	2003		1584	Dobrowski, Jay, 28	CA	32:02:35	2007	
1523	Holderman, Brad, 36	CA	31:50:02	1998		1585	Bratches, Dan, 35	ME	32:03:24	2003	
1524	Leigh, Todd, 58	CA	31:50:04	2000		1586	Salmonson, PJ, 43	HI	32:03:53	1990	
1525	Liao, Elijah, 35	CA	31:50:14	2007		1587	Zychowski, Stan, 43	CA	32:04:04	1991	
1526	Spelt, Sarah, 41	CA	31:50:33	2000		1588	Spencer, Caroline, 38	WI	32:04:15	2000	
1527	Holloway, Gary, 35	ID	31:50:34	1997	W4	1589	Wood, Mark, 44	WI	32:04:16	2000	
1528	Miller, Gary, 60	CA	31:50:34	1997		1590	Palmer, Mike, 54	CA	32:04:30	2008	
1529	Saine, David, 48	CA	31:50:34	1997		1591	Thomas, Tracy, 38	CA	32:04:45	1999	
1530	Solis, Raymond, 41	CA	31:51:07	1997		1592	Ackley, Patrick, 38	WA	32:05:00	2008	
1531	Kogutek, Michael, 57	CA	31:51:14	2006		1593	Penny, David, 32	CA	32:05:04	1995	
1532	Beauchamp, Andrew, 50	CA	31:51:24	2011		1594	Hannemann, Mori, 36	CA	32:05:12	2001	
1533	Radich, John, 52	CA	31:52:00	2006		1595	Cline, Marli, 32	CA	32:05:18	2001	
1534	Willis, Scott, 25	CA	31:52:07	1987		1596	Shattuck, Phil, 44	CA	32:06:02	1988	
1535	Kaplan, Allan, 42	CA	31:52:12	1997		1597	Sullivan, Scott, 39	CA	32:06:10	1998	
1536	Collins, Dick, 58	CA	31:52:29	1991		1598	Canales, Henry, 46	CA	32:06:16	1988	
1537	Waldsmith, Gary, 50	CA	31:52:29	1991		1599	Foster, H.E., 46	CA	32:06:16	1988	
1538	Greenberg, Marc, 36	WA	31:52:43	1987		1600	Pitts, Frank, 63	CA	32:07:00	1994	
1539	Van Hoorne, Rick,	CA	31:52:43	1987		1601	Kellogg, Robert, 53	MN	32:07:09	1996	
1540	Melendy, Byron, 48	CA	31:53:04	1989		1602	Leonard, Loren, 62	CA	32:07:09	1991	
1541	Gribble, David, 31	NV	31:53:12	2007		1603	Maynard, Kathy, 44	CA	32:07:09	1991	
1542	Gallagher, Tom, 42	NV	31:53:15	1999		1604	Weigt, Tom, 44	MN	32:07:09	1996	
1543	Swan, Jeff, 30	CA	31:53:21	2007		1605	Schlett, Stefan, 38	GER	32:08:14	2000	
1544	Voltaggio, Sam, 49	TX	31:53:25	2000		1606	Hume, Blakley, 21	CA	32:08:29	1995	
1545	Kelley, Rick, 51	AZ	31:53:35	2001		1607	Yates, Carl, 64	CA	32:08:30	1991	
1546	Davidson, Robert, 34	AZ	31:53:41	1989		1608	Kajiwarra, Eric, 56	CA	32:08:36	2003	
1547	DiMarco, Paul, 45	TX	31:54:06	1999		1609	Hamilton, James, 53	CA	32:08:53	1996	
1548	Wright, Phil, 55	CA	31:54:10	1999		1610	Palmer, Mike, 57	CA	32:09:00	2010	
1549	Pitts, Frank, 66	CA	31:54:16	1997		1611	Harns, Bill, 44	CA	32:09:14	1990	
1550	Rich, Larry, 50	CA	31:54:18	2011		1612	Gaetos, Ben, 50	CA	32:10:10	2007	
1551	DeGregory, John, 42	CA	31:54:24	2011		1613	Greenfield, Jay, 50	CA	32:10:18	2010	
1552	Newsome, Claudia, 40	CA	31:54:25	1990		1614	Mercer, Charlie, 33	CA	32:10:30	2003	
1553	Pitts, Frank, 68	CA	31:54:29	1999		1615	Treister, Diana, 42	CA	32:10:36	2011	Rhino
1554	Palocsay, Matt, 22	CA	31:54:34	1999		1616	Koors, Dennis, 35	CA	32:10:48	2007	
1555	Fries, John, 50	CA	31:55:52	2007		1617	Hubbard, Gordon, 47	CA	32:11:00	1986	
1556	Wood, Jeannie, 35	CA	31:56:00	1986		1618	King, Bob, 44	CA	32:11:00	1986	
1557	Maida, William, 37	CA	31:56:04	1988		1619	Nosco, Jack, 35	CA	32:11:09	1987	
1558	Brettler, Jeff, 44	CA	31:56:18	2005		1620	Layson, Carmela, 37	CA	32:11:32	2007	
1559	Reichert, Gerald, 41	ND	31:56:27	1995		1621	Sanger, Sandra, 37	CA	32:11:35	2007	
1560	Geha, Tom, 40	CA	31:56:50	2007		1622	Tuller, Robert, 26	CA	32:11:55	1990	
1561	Elliott, Brian, 42	CA	31:57:12	1995		1623	Davis III, Frederick, 52	OH	32:12:18	2000	
1562	Harshburger, Dan, 43	CA	31:58:23	1990		1624	McDonald, Ted, 42	CA	32:12:20	2006	
1563	Hartley, Booth, 45	CA	31:58:43	1987		1625	Harvey, Brian, 32	CA	32:12:30	2008	
1564	Braun, Bill, 51	CA	31:59:02	1999		1626	Zychowski, Stan, 44	CA	32:12:35	1992	
1565	Bearden, Rick, 51	CA	31:59:06	2008		1627	Turner, David, 30	CA	32:12:46	1991	
1566	Foote, Andrew, 61	CA	31:59:06	2011		1628	Andrews, Bill, 46	CA	32:13:11	1998	W4,LGR6
1567	Anella, Ben, 52	CA	31:59:16	1997		1629	Braga-Levagg, Ana, 47	CA	32:13:28	2007	
1568	Sundermeier, Ronda, 34	OR	31:59:36	2001		1630	Vavrin, Michael, 24	CA	32:13:30	1997	
1569	Mejia, Vilma, 44	CA	31:59:50	1995		1631	Sullivan, Scott, 45	CA	32:14:24	2004	
1570	Wright, Gary, 47	WA	32:00:03	1998		1632	Kocher, Wayne, 62	NV	32:14:27	1999	
1571	Kavanaugh, Matthew, 41	CA	32:00:15	1998		1633	Solis, Raymond, 38	CA	32:14:33	1994	
1572	Costa, Nadia, 32	CA	32:00:24	2003		1634	Zicker, Gary, 45	NV	32:14:54	1996	
1573	Young, Wendy, 47	CA	32:00:24	2003		1635	Baird, Robert, 44	CA	32:15:05	2005	
1574	Quesada, Tony, 41	CA	32:00:24	2011		1636	Eckenwiler, Terry, 36	CA	32:15:11	1994	
1575	Eugster, John, 49	NV	32:00:59	1999		1637	Klassen, Randy, 48	CA	32:15:24	2001	
1576	Davidson, Larry, 42	NV	32:01:10	1989		1638	Emmons, David, 37	CA	32:15:31	1994	
1577	Zychowski, Stan, 48	WY	32:01:17	1996		1639	Greenberg, Marc, 45	WA	32:15:37	1996	
1578	Hacker, Rob, 46	CO	32:01:30	2006		1640	Harry, Thomas, 49	CA	32:16:00	2004	
1579	Jacob, Mark, 47	CA	32:01:30	2006		1641	Palmer, Mike, 53	CA	32:16:01	2006	
1580	Hall, Larry, 49	IL	32:02:12	2003		1642	Norton, Bob, 53	CA	32:16:11	1991	



Sherry Kae Johns, 1997



Donald Welch, 2010




Mark Tanaka, 2010


Rank	Name	Home	Time	Year	Award	Rank	Name	Home	Time	Year	Award
1643	Ryne, Mark, 52	CA	32:16:22	2006		1705	Shaka, Barry, 36	CA	32:27:49	1998	
1644	Kajiwara, Eric, 52	CA	32:16:31	1999		1706	Arasim, Ed, 54	CA	32:28:00	1994	
1645	Miller, Rick, 44	CA	32:16:31	1999		1707	Schmidt, Paul, 42	CA	32:28:00	1994	
1646	Hall, Patricia, 41	VA	32:17:02	1998		1708	Harns, Bill, 54	CA	32:28:03	2000	
1647	Mann, Larry, 37	CA	32:17:06	2001		1709	Lewis, Milo, 35	CA	32:28:08	1988	
1648	McRae, Steve, 47	CA	32:17:20	1998		1710	Kobus, Karlheinz, 37	GR	32:28:18	2003	
1649	Dean, Deno, 43	CA	32:17:30	2011		1711	Ingro, John, 55	CA	32:28:51	1989	
1650	Zagnoli, Lora, 38	CA	32:18:23	2000		1712	Van Buren, Roy, 46	MA	32:29:24	2008	
1651	Wright, Gary, 41	WA	32:18:35	1992		1713	Catalano, Al, 55	MA	32:29:24	2008	
1652	Zirbel, Glen, 59	CA	32:18:44	1990	LGR5	1714	Meyer, Bert, 49	CT	32:29:53	1994	
1653	Wieneke, Mark, 54	CA	32:19:18	2005		1715	Sheedy, Tim, 54	CA	32:30:06	2003	
1654	Kumeda, Andy, 37	CA	32:19:24	2005		1716	Lyne, Timothy, 26	CA	32:30:18	2008	
1655	Richardson, Norman, 50	MA	32:19:24	2005		1717	Harns, Bill, 53	CA	32:30:29	1999	
1656	Goren, Peter Louis, 18	CA	32:19:24	2001		1718	Sorensen, Stuart, 56	CA	32:30:30	2001	
1657	Treister, Diana, 41	CA	32:19:24	2010		1719	Minter, Greg, 38	CA	32:31:39	1999	
1658	Schmidt, Lee, 52	CA	32:19:43	1991		1720	Pollard, Fred, 65	CA	32:32:06	2004	
1659	Marschall, Kenneth, 55	CA	32:20:12	2011		1721	Farar-Griener, Shannon, 44	CA	32:33:06	2005	
1660	Weigt, Tom, 48	MN	32:20:13	2000		1722	Weisshaar, Hans-Dieter, 65	GER	32:33:06	2005	
1661	Bello, Lou, 37	MN	32:20:14	2000		1723	Liao, Ted, 47	CA	32:33:06	2008	
1662	Leonard, Loren, 61	CA	32:20:26	1990		1724	Kuerten, Thomas, 44	CA	32:33:18	2010	
1663	Lewis, Milo, 39	CA	32:20:33	1991		1725	Jones, Vanessa, 42	CA	32:33:24	2004	
1664	Deweese, Randy, 53	CA	32:20:43	2008		1726	Young, Wendy, 50	CA	32:33:35	2006	
1665	Cassell, Steve, 40	NV	32:20:59	1989		1727	Hamilton, Kathy, 43	CA	32:33:53	1993	
1666	Young, J. R., 44	CA	32:21:03	2003		1728	Schmidt, Lee, 54	CA	32:33:54	1993	
1667	Haraway, Chuck, 44	CO	32:21:17	1992		1729	Florio, Joe, 40	CA	32:34:09	2000	
1668	Kaplan, Allan, 41	CA	32:21:18	1996		1730	Sena, Leroy, 43	CA	32:34:16	1997	
1669	Marineo, Bertha, 52	CA	32:21:31	1998	W4	1731	Andrulis, Robert, 37	AZ	32:34:18	2005	
1670	Bramer, Julia, 35	CA	32:22:02	1999		1732	Franco, Joseph, 50	CA	32:34:18	1996	
1671	Murphy, Thomas, 24	CA	32:22:06	1994		1733	Washburn, Jeff, 49	MA	32:34:18	1999	
1672	Gaetos, Ben, 53	CA	32:22:24	2010		1734	Tse, Tin, 43	CA	32:34:18	2011	
1673	Van Buren, Roy, 48	MA	32:22:24	2010		1735	Madsen, Dixie, 58	CA	32:34:21	1995	LGR6
1674	Decker, Larry, 44	GA	32:22:52	1991		1736	Harns, Bill, 52	CA	32:34:23	1998	
1675	Kelley, Rick, 48	AZ	32:22:56	1998		1737	Jankowski, Tony, 44	CA	32:34:31	1997	
1676	Frenzel, Hartmut, 37	CA	32:23:18	2005		1738	Murphy, Bonnelle, 49	CA	32:34:51	1997	
1677	Marshall, John, 52	CA	32:23:28	1989		1739	Harris, David, 44	CA	32:35:00	1997	
1678	Bur, Michael, 35	MD	32:23:30	2000		1740	Rhodes, John, 55	NV	32:35:06	2003	
1679	Chiasson, Hal, 64	CA	32:23:50	2007		1741	Rhodes, Terry, 47	NV	32:35:06	2003	
1680	Davidson, Anstr, 51	VA	32:24:03	1996		1742	Zicker, Gary, 40	NV	32:35:12	1991	
1681	Adjemian, Robert, 47	CA	32:24:04	1994		1743	Landa, Michael, 27	CA	32:35:28	2006	
1682	Choy, Clement, 52	CA	32:24:15	1999		1744	Gaetos, Ben, 51	CA	32:35:30	2008	
1683	Andrulis, Robert, 38	AZ	32:24:19	2006		1745	Essick, Tracie, 34	CA	32:35:49	1995	
1684	Lovell, Daniel, 34	CA	32:24:37	2000		1746	Stephens, Mike, 48	CA	32:36:22	2006	
1685	Mann, Larry, 36	CA	32:24:38	2000		1747	Wright, Gary, 49	WA	32:36:43	2000	
1686	Chu, Ling-ru, 36	CA	32:25:24	2010		1748	Holmes, Fred, 60	TX	32:36:46	1997	
1687	Gruenewald, Ray, 41	WA	32:25:36	2001		1749	Mathieson, Joanie, 45	CA	32:36:50	1991	
1688	Smit, Margaret, 34	MT	32:25:50	1989		1750	Armstrong, Jerry, 30	CA	32:37:02	2007	
1689	DeVita, Vicki, 50	CA	32:26:06	2003		1751	Su, Jeffery, 41	CA	32:37:18	2004	
1690	Sheehy, Joe, 52	CA	32:26:11	2000		1752	Adjemian, Robert, 57	CA	32:37:24	2004	
1691	Gallagher, Tommy, 48	NV	32:26:16	2005		1753	Velasco, George, 54	CA	32:37:50	2007	
1692	Zamudio Jr., Victor, 33	GA	32:26:24	2008		1754	Rush, Diana, 47	CA	32:38:06	2007	
1693	Shura, Nancy, 51	CA	32:26:30	2001	Buffalo	1755	Janzen, Tom, 54	CA	32:38:34	2006	
1694	Bellante, Richard, 42	CA	32:26:47	1994	Buffalo	1756	Squires, John, 40	CA	32:38:44	1987	
1695	Pentasuglio, Mary Lou, 41	CA	32:26:52	1995		1757	Hale, Robin, 40	CA	32:39:14	1992	
1696	Karwasky, Robert, 31	CA	32:27:00	1986		1758	Villeneuve, Raymond, 39	CDN	32:39:16	1993	
1697	Deweese, Linda, 49	CA	32:27:15	2006		1759	Campbell, Mike, 40	CA	32:39:40	1994	
1698	Kankowski, Paul, 38	CA	32:27:18	2011		1760	Secrest, Charmella, 53	CA	32:40:06	2008	
1699	Kirby, Stephen, 27	CA	32:27:18	2011		1761	Franco, Joseph, 42	CA	32:40:23	1988	
1700	Buettner, Stephanie, 43	AZ	32:27:18	2011		1762	Clark, Suzi, 41	CA	32:40:56	1988	
1701	Hartley, Booth, 46	CA	32:27:32	1988		1763	Gersitz, Lorraine, 56	CA	32:41:06	2010	
1702	Wright, Gary, 46	WA	32:27:34	1997		1764	Palmer, Mike, 42	CA	32:41:30	1995	
1703	O'Neal, Thomas, 41	CA	32:27:45	1986		1765	Matella, Bill, 41	CA	32:41:47	1989	
1704	Shaka, A. J., 40	CA	32:27:49	1998		1766	Kaplan, Allan, 37	CA	32:41:48	1992	



Leif Rustvold, 2010



Gabriel Flores, 1998



Jussi Hamalainen, 2004

Rank	Name	Home	Time	Year	Award	Rank	Name	Home	Time	Year	Award
1767	Benjamin, Ben, 60	OR	32:41:48	2007		1788	Draxler, Leon, 57	WA	32:45:54	1999	
1768	Rosenstein, Phil, 37	WI	32:41:53	2007		1789	Velasco, George, 40	CA	32:46:10	1993	LGR6
1769	Velasco, George, 47	CA	32:42:03	2000		1790	Liu, Wilson, 52	CA	32:46:18	2010	
1770	Farinella, Tony, 50	CA	32:42:16	1991		1791	Campbell, David, 52	CA	32:47:18	2008	
1771	Layson, Carmela, 41	CA	32:42:30	2011		1792	Beauchamp, Andrew, 49	CA	32:49:18	2010	
1772	Dockstader, Damon, 23	TX	32:42:35	1991		1793	Bur, Michael, 38	MD	32:50:18	2003	
1773	Ngo, Dong, 51	FL	32:42:43	1989		1794	Warner, Roy, 31	CA	32:50:30	1990	LGR6
1774	Robison, Wendell, 45	WY	32:42:55	1997		1795	Velasco, George, 44	CA	32:50:40	1997	
1775	Gallagher, Tommy, 51	NV	32:43:06	2008		1796	Kieffer, Dimitri, 33	WA	32:50:44	1999	
1776	Gallagher, Tommy, 50	NV	32:43:26	2007		1797	Coats, Dale, 61	CA	32:51:00	1999	
1777	Ingalls, Jim, 47	IN	32:43:29	1992	W4, Eagle	1798	Kajiwara, Eric, 63	CA	32:51:24	2010	Eik
1778	Curry, Garry, 34	CA	32:43:35	1988	W4, LGR5	1799	Mikesell, Jeff, 38	AZ	32:51:49	1999	
1779	Day, Conn Allen, 29	IN	32:43:35	1988		1800	Lopez, Jesus, 39	CA	32:52:06	2010	
1780	Rich, Cheri, 49	CA	32:44:18	2011		1801	Ryne, Mark, 50	CA	32:52:18	2004	
1781	Zimmerman, Ross, 39	AZ	32:44:42	1992		1802	Velasco, George, 46	CA	32:52:22	1999	
1782	Lund, Kurt, 40	CA	32:45:00	1991		1803	Hubbard, Gordon, 53	CA	32:52:33	1992	
1783	Barrett, Wes, 55	CA	32:45:12	1991		1804	Wright, Gary, 37	WA	32:52:46	1988	
1784	Hubbard, Kenneth, 56	VA	32:45:18	2003		1805	McGrath, Maureen, 30	CA	32:53:18	1992	
1785	Su, Jeffery, 43	CA	32:45:26	2006		1806	Siltman, Michael, 37	IL	32:57:34	2006	
1786	Pospichal, Joe, 37	CA	32:45:27	2000		1807	Blank, Gil, 46	CA	32:59:24	2010	
1787	Poeppel, Brian, 44	MN	32:45:49	1999							



2011: Arturo Valdez busts out 20 diamond push-ups at the finish line. Finisher Mari Lemus matches him.



Jonathan Gunderson, 2011



2011: Brent Speers & Ronald Matty

Canales, Henry, 44	CA	31:23:31	1990		Collier, Damon, 35	CA	31:31:30	2001	Curry, Garry, 39	CO	29:33:15	1993	
Canales, Henry, 46	CA	32:06:16	1988		Collier, Damon, 37	CA	28:26:12	2005	Curry, Garry, 40	CO	27:04:34	1994	
Canby, John, 22	CA	30:04:18	1996		Collier, Damon, 40	CA	26:58:13	2006	Curry, Garry, 41	CO	28:51:47	1995	Eagle
Cantu, Ruben, 53	CA	29:50:55	1996		Collier, Damon, 42	CA	27:44:18	2008	Curry, Garry, 42	CO	26:14:50	1996	
Cantu, Ruben, 54	CA	30:46:52	1997		Collins, Dick, 56	CA	28:21:18	1989	Curry, Garry, 43	CO	28:52:12	1997	
Capewell, Dale, 31	CA	21:04:30	1994		Collins, Dick, 57	CA	28:24:34	1990	Curry, Garry, 44	CO	31:17:25	1998	
Capron, David, 51	CA	29:14:03	1996		Collins, Dick, 58	CA	31:52:29	1991	Curry, Garry, 45	CO	29:03:19	1999	
Capron, David, 52	CA	26:56:13	1997		Comar, Louise Elaine, 47	CA	31:27:08	2000	Curry, Garry, 46	CO	30:31:23	2000	
Capron, David, 53	CA	25:33:47	1998		Condron, Barry, 29	CA	28:27:47	1992	Curry, Garry, 47	CO	30:39:06	2001	
Carlson, Bill, 32	CA	23:12:17	1992		Condron, Barry, 30	CA	23:44:35	1994	Curry, Garry, 49	CO	31:25:06	2003	
Carlson, Jeanine, 46	MA	31:23:35	2000		Condron, Barry, 30	CA	25:23:42	1993	Curry, Garry, 50	CO	29:09:24	2004	
Carr, Derrick, 38	VA	24:34:34	1999		Cone, Travis, 29	CA	26:19:18	2011	Curry, Garry, 51	CO	31:49:12	2005	
Carr, Derrick, 39	VA	22:11:14	2000	10pt Buck	Conover, Lisa, 40	WI	30:09:56	1998	Curry, Garry, 52	CO	28:24:10	2006	
Carswell, Robert, 38	CDN	30:32:01	1994		Conover, Lisa, 43	WI	28:20:12	2001	Curry, Garry, 53	CO	28:08:43	2007	
Carter, Mark, 25	AZ	29:40:27	1999		Conover, Lisa, 46	WI	29:21:03	2004	Curry, Garry, 54	CO	29:05:12	2008	
Cassell, Steve, 40	NV	32:20:59	1989		Conover, Lisa, 48	WI	28:20:31	2006	Curry, Garry, 56	CO	28:10:24	2010	
Cassidy, Kevin, 33	AUS	31:40:29	1993		Cooper, Rick, 41	MT	30:06:42	1999	Curry, Garry, 57	CA	29:22:00	2011	
Castano, Larry, 37	CA	26:46:52	1990		Cooper Jr., Will, 48	CA	24:34:12	2011	Curtiss, Brian, 32	CA	31:37:00	2008	
Castano, Larry, 38	CA	27:23:38	1991		Corbett, Catra, 35	CA	30:06:03	2000					
Casteran, Rene, 42	OR	26:03:20	1989	W4	Corbett, Catra, 36	CA	31:37:36	2001					
Catalano, Al, 55	MA	32:29:24	2008		Corbett, Catra, 40	CA	30:45:24	2005	Daly, David, 40	CA	26:08:30	2001	
Cave, John, 31	CA	23:47:30	1991		Corbett, Catra, 41	CA	30:41:05	2006	Damas, Dave, 43	CA	30:38:41	1991	
Cave, John, 32	WA	22:51:55	1992		Corbett, Catra, 43	CA	30:57:12	2008	Damas, Dave, 45	CA	31:22:00	1993	
Cepeda, Caesar, 37	CA	23:39:41	2000		Corbett-McNeely, Catra, 38	CA	31:40:30	2003	Daniel, Conrad, 52	CA	31:14:05	2000	
Cepeda, Lauren, 33	CA	30:42:58	1998		Corcoran, Devin, 34	CA	27:09:36	2001	Davidson, Anstr, 49	VA	30:39:00	1994	
Cepoi, David, 27	CA	27:12:18	1992		Corcoran, Devin, 48	CA	23:53:06	2005	Davidson, Anstr, 51	VA	32:24:03	1996	
Cervantes, Martimiano, 46	CA	21:36:59	1998	8pt Buck	Corcoran, Devin, 49	CA	23:40:34	2006	Davidson, Larry, 42	NV	32:01:10	1989	
Chamley, Mark, 39	CA	31:07:29	1992		Cornell, Gill, 42	CA	27:32:42	1992	Davidson, Robert, 34	AZ	31:53:41	1989	
Chamley, Mark, 42	CA	30:35:31	1995		Cosmas, Mark, 38	AZ	25:56:30	2005	Davis, Curtis B, 38	CA	31:37:30	2003	
Chandonia, Charlie, 56	TX	31:30:34	1997		Costa, Nadia, 32	CA	32:00:24	2003	Davis, Curtis B., 42	CA	30:24:02	2007	
Chang, Jack, 46	CA	30:42:35	2006		Coudurier, Bernard, 43	CA	26:16:33	1995	Davis, Lance, 33	CA	22:03:10	1993	
Chapman, Tom, 45	OR	30:31:36	2004		Coudurier, Bernard, 44	CA	23:45:47	1996	Davis III, Frederick, 52	OH	32:12:18	2000	
Cheese, Tom, 31	CA	22:12:56	1990		Coudurier, Bernard, 45	CA	25:10:38	1997	Day, Conn, 31	CO	30:13:50	1990	
Cheng, Jack, 39	CA	29:47:30	2011		Coury, Jamil, 22	AZ	23:49:07	2007	Day, Conn Allen, 29	IN	32:43:35	1988	
Cheng, Jack, 39	CA	30:38:30	2010		Coury, Jamil, 26	AZ	23:41:06	2011	de St Paer, Jonathan, 34	CA	29:20:28	2007	
Chiasson, Hal, 55	CA	28:17:00	1998		Coury, Nick, 19	AZ	23:49:07	2007	Dean, Dena, 43	CA	32:17:30	2011	
Chiasson, Hal, 57	CA	28:19:00	2000		Covarrubias, Rafael, 39	CA	30:49:00	2008	Dean, Kevin, 36	CA	19:34:41	2007	Ram
Chiasson, Hal, 58	CA	27:16:12	2001		Covarrubias, Rafael, 41	CA	30:39:18	2010	Deaton, Lisa, 43	CA	29:10:46	1996	
Chiasson, Hal, 60	CA	28:38:30	2003		Cowdrey, Bob, 50	CA	28:04:42	1994	Decker, Larry, 44	GA	32:22:52	1991	
Chiasson, Hal, 61	CA	28:06:18	2004		Cox, Bob, 47	NV	31:22:03	1989	Decker, Larry, 45	GA	31:41:24	1992	
Chiasson, Hal, 64	CA	32:23:50	2007		Crane, Adrian, 36	CA	31:38:24	1991	DeGregory, John, 42	CA	31:54:24	2011	
Choy, Clement, 52	CA	32:24:15	1999		Crane, Steve, 43	CA	24:27:12	2011	DelaRosa, Michael, 44	CA	31:45:31	1991	
Christensen, Chris, 35	CA	23:07:48	1992		Crawford, Terry, 42	CA	25:57:25	1990	Demazure, Eric, 44	FRA	28:26:24	2004	SY
Christopherson, Wayne, 41	MI	27:28:13	1989		Crites, Kent, 37	CA	23:22:58	1988	Demoney, Ed, 42	VA	31:17:25	1987	
Chu, Ling-ru, 36	CA	32:25:24	2010		Crites, Kent, 43	CA	26:31:13	1994	Demorest, John, 38	CA	22:31:54	1989	
Clapper, Joe, 38	VA	27:34:28	1997		Cross, Fenton, 53	CA	28:49:41	1997	Demorest, John, 42	CA	23:47:32	1993	
Clark, Suzi, 41	CA	32:40:56	1988		Cross, Fenton, 54	CA	30:18:59	1998	Dempster, Dan, 47	CA	30:30:08	1994	
Cline, Marli, 32	CA	32:05:18	2001		Cross, Fenton, 56	CA	29:19:27	2000	Dempster, Dan, 48	CA	30:22:45	1995	
Coats, Dale, 61	CA	32:51:00	1999		Cross, Fenton, 57	CA	29:59:06	2001	deSouza, Ferdinand, 35	UT	30:28:45	1988	
Coblentz, David, 43	NM	24:43:25	2006		Cross, Fenton, 59	CA	29:01:06	2003	deSouza, Ferdinand, 36	UT	29:11:11	1989	
Coffee, Dennis, 38	CA	29:39:00	1986		Cross, Fenton, 62	CA	30:03:06	2006	DeSplinter, Katie, 28	CA	30:53:12	2011	
Coffee, Dennis, 39	CA	30:42:48	1987		Cuff, Kermit, 49	CA	27:15:22	2007	Develice, Robert, 45	AK	29:06:33	1999	
Coffey, Marty, 41	CA	31:15:36	1991		Cuff, Kermit, 50	CA	27:57:18	2008	DeVelice, Robert, 46	AK	27:01:55	2000	
Cohen, Herman, 53	CA	30:09:59	1992		Cunniff, Sean, 34	NM	30:58:05	2006	DeVita, Vicki, 38	CA	23:46:56	1991	G/S Buckle
Cohen, Howard, 42	CA	28:31:02	2000		Cunningham, Ron, 50	OR	30:17:08	1998	DeVita, Vicki, 50	CA	32:26:06	2003	
Cohen, Howard, 43	CA	31:26:30	2001		Curry, Garry, 32	CA	27:59:00	1986	DeVita, Victoria, 47	CA	31:16:01	2000	
Cohn, Alan, 42	CO	30:38:14	1997		Curry, Garry, 33	CA	23:55:25	1987	Deweese, Linda, 49	CA	32:27:15	2006	
Cole, Chris, 23	CA	23:17:00	1986		Curry, Garry, 34	CA	32:43:35	1988	Deweese, Linda, 51	CA	30:10:06	2008	
Cole, Chris, 27	CA	27:54:57	1990		Curry, Garry, 35	CA	26:25:20	1989	Deweese, Randy, 53	CA	32:20:43	2008	
Cole, Chris, 29	CA	30:54:39	1992	W4	Curry, Garry, 36	CO	30:13:50	1990	Diamond, Scott, 39	OR	29:59:04	2000	
Collier, Damon, 30	CA	29:47:00	1996		Curry, Garry, 37	CO	28:05:05	1991	Diaz, Carlos, 45	CA	28:25:36	2001	
Collier, Damon, 31	CA	31:30:20	1997		Curry, Garry, 38	CO	30:48:01	1992	Dickey, Bill, 49	CA	31:31:55	1988	
									Dickey, Bill, 51	CA	29:43:03	1990	



Suzanna Bon, 2007.



Dave Turner & pacer Erin Moran, 1994



Scott McKenzie, 1999

Dickey, Bill, 53	CA	30:30:21	1992	
Dickie, Matthew, 31	CA	30:23:01	2007	
Dike, Roger, 63	AK	30:47:48	1990	
Dill, Thomas, 47	CA	31:41:41	1992	
DiMarco, Paul, 45	TX	31:54:06	1999	
Dimkich, Michael, 33	CA	27:42:12	2001	
Dimmick, Fred, 38	NY	29:19:19	1995	
Dimmick, Fred, 39	NY	28:25:23	1996	
Dinger, Eric, 30	AZ	28:18:18	2004	
Dobberteen, Dean, 24	CA	27:00:47	1999	
Dobberteen, Dean, 32	CA	22:19:33	2007	
Dobberteen, Dean, 35	CA	22:31:36	2010	
Dobrowski, Jay, 28	CA	32:02:35	2007	
Dockstader, Damon, 23	TX	32:42:35	1991	
Doman, Wendell, 44	CA	28:06:06	2003	
Donoff, Mick, 52	CD	28:48:56	1996	
Dorgan, Jason, 38	WI	30:44:36	2004	
Draxler, Leon, 57	WA	32:45:54	1999	
Drey, Dennis, 58	NM	31:38:00	2010	
Duarte, Chase, 44	AZ	27:55:18	2011	
Dudney, Gary, 44	CA	30:45:57	1997	
Duplessis, Janine, 45	WA	28:55:16	1999	LGR6
Durr, George, 45	CA	31:24:06	1991	
Dutfield, Stewart, 36	WA	23:51:42	1991	
E				
Earnest, Frank, 53	CA	27:34:36	2004	LGR6, W4
Eastman, Diane, 45	CA	28:31:04	1987	
Eckenwiler, Terry, 36	CA	32:15:11	1994	
Edmunds, Eric,	CA	29:57:49	1987	
Ehlerman, Mike, 34	AZ	31:24:26	1999	
Ehman, Rose, 34	CA	29:37:26	1993	
Ehret, Stephanie, 43	CO	26:16:11	2006	
Ehrhard, Ron, 28	CA	21:47:14	1998	
Eidenschink, Chuck, 36	OR	27:27:45	1989	
Elam, Linda, 45	CA	26:04:16	1991	W4
Elia, Barbara Ann, 50	CA	29:06:14	1995	Buffalo
Elia, Barbara Ann, 52	CA	31:41:29	1997	Buffalo
Elliott, Brian, 42	CA	31:57:12	1995	
Emmons, David, 37	CA	32:15:31	1994	
Emmons, David, 39	CA	31:22:11	1996	
Englemann, Eb, 51	OR	29:55:08	1993	
Englemann, Ed, 51	OR	30:21:42	1993	
Eppelman, Scott, 40	TX	26:04:14	2006	
Escobar, Luis, 34	CA	27:06:29	1997	
Essick, Tracie, 34	CA	32:35:49	1995	
Eugster, John, 49	NV	32:00:59	1999	
F				
Fabian, Francisco, 48	CA	26:28:38	1999	
Fabian, Francisco, 49	CA	26:45:27	2000	
Fabian, Francisco, 50	CA	23:55:24	2001	
Fabian, Francisco, 54	CA	30:49:06	2005	
Falcone, Mark, 48	CA	30:33:30	2005	
Fambrough, Larry, 52	CA	28:38:52	1997	
Farar-Griener, Shannon, 44	CA	32:33:06	2005	
Farinella, Tony, 50	CA	32:42:16	1991	
Farley, Ken, 43	CA	26:47:18	2008	
Farley, Kenneth, 40	CA	27:20:12	2005	
Farley, Kristen, 46	CA	30:58:24	2008	
Farr, Brian, 43	CA	25:47:57	2007	
Feldman, Alex, 40	ID	23:28:07	1997	
Field, Ben, 43	CA	28:51:38	2007	
Fingar, Julie, 30	CA	24:53:24	2005	Ram

Finkbeiner, Bill, 36	CA	21:18:28	1992	W4
Finkel, Diana, 31	CO	24:39:06	2003	Ram
Fiorito, Mike, 29	NC	23:48:35	1996	
Fisher, Barry, 58	CA	30:20:06	2003	
Fisher, Richard, 47	NV	31:02:58	1996	
Fisher, Richard, 48	NV	30:20:17	1997	
Fitzwater, Loren, 40	CA	28:09:40	1995	
Flores, Gabriel, 28	CA	26:33:38	1994	
Flores, Gabriel, 29	CA	19:30:36	1995	
Flores, Gabriel, 32	CA	22:53:59	1998	
Flores, Mario, 40	CA	28:52:12	1990	
Flores, Mario, 41	CA	28:49:01	1991	
Flores, Mark, 40	CA	24:46:06	2008	
Florio, Joe, 40	CA	32:34:09	2000	
Flynt, David, 38	CA	22:39:30	1994	
Flynt, David, 38	CA	24:40:48	1993	
Flynt, David, 39	CA	22:08:17	1995	
Foote, Andrew, 58	CA	31:17:06	2008	
Foote, Andrew, 61	CA	31:59:06	2011	
Foster, H.E., 46	CA	32:06:16	1988	
Franiak, Joe, 30	CA	23:18:49	1991	
Franko, Joseph, 42	CA	32:40:23	1988	
Franko, Joseph, 43	CA	28:46:35	1989	
Franko, Joseph, 44	CA	22:17:51	1990	
Franko, Joseph, 45	CA	22:08:07	1991	
Franko, Joseph, 46	CA	26:44:34	1992	
Franko, Joseph, 47	CA	26:56:38	1993	
Franko, Joseph, 50	CA	32:34:18	1996	
Freeman, Don, 48	CA	27:55:18	2011	
Freeman, Jimmy, 29	CA	26:27:32	2006	
Freeman, Jimmy Dean, 34	CA	23:51:30	2011	
Freeman, Lee, 43	CA	30:33:00	1986	
Freeman, Lee, 46	CA	31:25:21	1989	
Freeman, Lee, 48	CA	28:32:02	1991	
Freeman, Lon, 29	CA	20:38:18	2004	
Frenzel, Hartmut, 37	CA	32:23:18	2005	
Fries, John, 50	CA	31:55:52	2007	
Frye-Krier, Barbara, 47	FL	26:38:06	2001	W4, Rhino
Fu, Chihping, 44	CA	30:53:12	2010	
Fuentes, Federico, 34	MEX	28:28:12	2004	
Fukumoto, Stephen, 37	CA	27:47:01	1987	
Fukumoto, Stephen, 38	CA	28:07:01	1988	
Fullerton, Jimmy, 49	CA	27:15:36	2003	
Fullerton, Jimmy, 50	CA	26:40:23	2004	
Fullerton, Jimmy, 51	CA	28:51:04	2005	
Fullerton, Jimmy, 52	CA	27:03:17	2006	
Fullerton, Jimmy, 54	CA	28:39:24	2008	
Furin, Milan, 45	SVK	26:42:22	1995	Rams Hd
Furnish, James, 50	CA	27:18:30	1992	
Furtaw, Ed, 43	NV	27:38:52	1991	
G				
Gaetos, Ben, 50	CA	32:10:10	2007	
Gaetos, Ben, 51	CA	32:35:30	2008	
Gaetos, Ben, 53	CA	32:22:24	2010	
Gaetos, Ben, 54	CA	31:41:06	2011	
Gagarin, Peter, 41	MA	25:19:00	1986	
Gagarin, Peter, 44	MA	23:25:11	1989	
Gaggia, Chris, 41	CA	26:40:06	2011	
Galdi, Phil, 36	CA	26:23:00	1986	
Gallagher, Tom, 41	NV	31:45:50	1998	
Gallagher, Tom, 42	NV	31:53:15	1999	
Gallagher, Tom, 43	NV	30:24:37	2000	

Gallagher, Tommy, 46	NV	30:15:03	2003	
Gallagher, Tommy, 47	NV	31:45:03	2004	
Gallagher, Tommy, 48	NV	32:26:16	2005	
Gallagher, Tommy, 50	NV	32:43:26	2007	
Gallagher, Tommy, 51	NV	32:43:06	2008	
Gallardo, Marc, 31	CA	23:05:46	1996	
Gallardo, Marc, 32	CA	24:53:52	1997	
Gamble, Russ, 41	CA	31:49:55	1991	
Gamble, Russ, 44	CA	29:58:08	1990	
Garcia, Manuel G., 54	CA	31:44:12	2003	
Gardner, Renne, 38	CA	31:13:17	1996	
Garnett, Paul, 38	CA	27:32:00	1986	
Gassan, Larry, 36	CA	29:10:44	1991	
Gassan, Larry, 38	CA	27:14:20	1993	
Gassan, Larry, 41	CA	23:50:04	1996	
Gates, Richard, 32	UT	27:57:14	1989	
Gates, Richard, 35	UT	26:24:18	1992	W4
Gebbie, Bill, 44	CA	31:44:06	1987	
Gebbie, Bill, 46	CA	31:11:09	1989	
Geha, Tom, 40	CA	31:56:50	2007	
Gensichen, Jim, 38	CA	19:37:13	1987	G/S Buckle
Gensichen, Jim, 39	CA	20:21:49	1988	G/S Buckle
Gersitz, Lorraine, 37	CA	28:42:22	1991	
Gersitz, Lorraine, 56	CA	32:41:06	2010	
Gibbon, Georgia, 36	CA	31:45:02	2005	
Gibbons, Christine, 33	NJ	28:17:25	1995	
Gibbons, Wayne, 31	CA	24:58:07	1990	
Gibbons, Wayne, 36	NJ	28:17:25	1995	
Gifford, Jamie, 49	WA	25:49:00	2011	
Gill, Jim, 47	CA	29:16:12	2005	
Gillespie, Richard, 50	CA	30:17:26	1996	
Gilli, William, 32	AR	29:39:44	1989	
Gilli, William, 38	AR	31:19:03	1995	
Gimbel, Susan, 41	CA	27:22:27	1988	
Gimbel, Susan, 43	CA	23:37:05	1990	G/S Buckle
Gimenez, Kim, 40	CA	27:43:06	2004	Rhino
Givens, Bob, 45	TX	29:24:33	1989	
Gleason, George, 28	CA	25:46:18	2011	
Gleman, Michael, 48	FL	31:11:44	1996	
Gleman, Stuart, 49	FL	31:37:15	1994	
Glinn, Jim, 47	CA	29:02:23	1991	
Glogovac, Scott, 54	NV	29:45:18	2008	
Goddard, Christopher, 38	CA	27:52:06	2008	
Goetz, Kent, 34	CA	30:41:31	1994	
Goggins, David, 32	CA	22:15:19	2007	
Gonzalez, Cirildo, 43	MEX	19:37:03	1997	Ram
Gonzalez, Cirildo, 44	MEX	22:20:05	1998	
Good, Jim, 46	CA	26:55:06	2004	
Goodman, Harris S., 43	CA	30:15:30	2008	
Goodman, Larry, 33	CA	23:35:48	1990	
Goren, Peter Louis, 18	CA	32:19:24	2001	
Goss, Lance, 45	CA	27:01:10	1990	
Graney, Bill, 46	CA	25:14:28	2006	
Greaves, Martyn,	GB	22:30:20	1987	
Greco, Ken, 34	AZ	29:32:12	2001	
Green, Stephanie, 35	CA	29:10:18	2004	
Green, Thomas, 42	MD	23:43:46	1992	
Greenbauer, Richard, 37	CA	29:30:30	2004	
Greenberg, Marc, 36	WA	31:52:43	1987	
Greenberg, Marc, 39	WA	30:52:44	1990	
Greenberg, Marc, 40	WA	31:45:00	1991	
Greenberg, Marc, 45	WA	32:15:37	1996	
Greener, Doug, 35	CA	31:08:50	1998	



Mona Gutierrez, 2003



Jeff Brettler, 2005



Amelia Valinsky-Fillipau, 2007

Greenfield, Jay, 50	CA	32:10:18	2010	
Greenlaw, Raymond, 39	GA	27:18:41	2000	
Greer, John, 37	AZ	30:00:31	1996	
Gregg, Michael, 28	CA	23:23:00	1986	
Gregorich, Ken, 42	CA	23:17:06	2001	
Gribble, David, 31	NV	31:53:12	2007	
Grill, Larry, 56	CA	30:08:21	2006	
Grimm, Paul, 42	CO	30:49:00	2011	
Grobesson, Jay, 32	CA	29:41:06	1993	
Grobesson, Jay, 33	CA	26:15:33	1994	
Grobesson, Jay, 34	CA	25:32:46	1995	
Grobesson, Jay, 35	CA	25:37:25	1996	
Grobesson, Jay, 36	CA	23:30:43	1997	
Grobesson, Jay, 37	CA	25:38:51	1998	LGR6
Grobesson, Jay, 38	CA	23:18:09	1999	
Grobesson, Jay, 40	CA	25:57:18	2001	
Grobesson, Jay, 43	CA	24:20:24	2004	2SR
Grobesson, Jay, 44	CA	23:29:24	2005	Rhino, Elk
Grossman, Dominic, 23	CA	23:06:06	2010	
Grossman, Dominic, 24	CA	20:21:18	2011	Ram
Gruenewald, Ray, 41	WA	32:25:36	2001	
Grunt, Cindie, 41	OR	27:35:49	1991	
Grunt, Cindie, 43	OR	30:07:53	1993	
Grunt, Cindie, 44	OR	29:27:15	1994	LGR6
Guerra, Tiffany, 35	CA	31:14:30	2011	
Guild, Scott, 36	NV	30:37:18	2008	
Gunderson, Jonathan, 27	CA	31:45:06	2005	
Gunderson, Jonathan, 29	CA	31:11:52	2007	
Gunderson, Jonathan, 30	CA	31:30:36	2008	
Gunderson, Jonathan, 33	CA	24:55:06	2011	
Gunnarsson, Patrik, 32	CA	22:42:05	1997	
Gunnarsson, Patrik, 33	CA	20:57:53	1998	
Gutman, Jana, 34	CA	25:55:24	2001	Cougar
Gutierrez, Mona, 42	CA	31:31:06	2004	
H				
acker, Rob, 46	CO	32:01:30	2006	
Hagele, Denny, 44	CA	28:36:37	1988	LGR5
Hagen, Jeff, 45	CA	31:32:30	1992	
Hagen, Jeff, 46	CA	26:30:33	1993	
Hale, Robin, 40	CA	32:39:14	1992	
Hall, Clark, 49	VA	30:04:30	1998	
Hall, Larry, 49	IL	32:02:12	2003	
Hall, Patricia, 41	VA	32:17:02	1998	
Hamalainen, Jussi, 40	CA	22:49:00	1986	
Hamalainen, Jussi, 41	FIN	20:15:20	1987	
Hamalainen, Jussi, 42	CA	21:05:22	1988	
Hamalainen, Jussi, 43	CA	20:31:21	1989	
Hamalainen, Jussi, 44	CA	19:31:24	1990	G/S Buckle
Hamalainen, Jussi, 45	CA	20:12:56	1991	G/S Buckle
Hamalainen, Jussi, 46	CA	20:18:05	1992	
Hamalainen, Jussi, 47	CA	20:33:25	1993	
Hamalainen, Jussi, 48	CA	21:19:46	1994	
Hamalainen, Jussi, 49	CA	19:51:26	1995	Rhino, Eagle
Hamalainen, Jussi, 50	CA	21:55:40	1996	Buffalo
Hamalainen, Jussi, 51	CA	21:20:55	1997	Rhino
Hamalainen, Jussi, 52	CA	22:33:46	1998	Buffalo
Hamalainen, Jussi, 53	CA	23:32:52	1999	8pt Buck
Hamalainen, Jussi, 54	FIN	23:27:46	2000	Buffalo
Hamalainen, Jussi, 55	CA	22:56:24	2001	
Hamalainen, Jussi, 56	CA	26:04:12	2003	8pt Buck
Hamalainen, Jussi, 58	CA	24:55:06	2004	Buffalo
Hamalainen, Jussi, 59	CA	27:16:18	2005	
Hamalainen, Jussi, 60	CA	23:43:11	2006	Buffalo
Hamalainen, Jussi, 61	CA	26:40:19	2007	

Hamalainen, Jussi, 62	CA	29:47:06	2008	
Hamalainen, Jussi, 64	CA	27:21:00	2010	Buffalo
Hamalainen, Jussi, 65	CA	28:13:30	2011	
Hamilton, James, 53	CA	32:08:53	1996	
Hamilton, James, 54	CA	30:20:07	1997	
Hamilton, James, 56	CA	30:53:29	1999	
Hamilton, Kathy, 43	CA	32:33:53	1993	
Hamilton, Kathy, 46	CA	30:54:46	1996	
Hamilton, Mike, 41	WA	31:26:18	1994	
Hamilton, Mike, 43	WA	30:57:11	1996	
Hanna, Noel, 31	IRE	23:51:29	1998	Rams Hd
Hannemann, Mori, 36	CA	32:05:12	2001	
Hansen, Jonas, 32	CA	26:10:24	2008	
Haraway, Chuck, 44	CO	32:21:17	1992	
Hardin, David, 31	CA	29:15:32	1997	
Hardman, Gordon, 38	CO	23:53:00	1989	LGR6
Harlan, Larry, 37	CA	23:53:44	1996	
Harlan, Ted, 28	CO	29:03:18	2004	
Harmer, Burgess, 47	NV	31:22:03	1989	
Harmer, Burgess, 48	NV	27:59:08	1990	W4
Harmer, Burgess, 49	NV	27:48:53	1991	W4, LGR5
Harmer, Burgess, 50	NV	28:26:45	1992	W4, LGR5
Harmer, Burgess, 52	NV	29:16:50	1994	LGR6
Harns, Bill, 44	CA	32:09:14	1990	
Harns, Bill, 45	CA	31:07:50	1991	
Harns, Bill, 49	CA	30:45:06	1995	
Harns, Bill, 50	CA	31:24:48	1996	
Harns, Bill, 52	CA	32:34:23	1998	
Harns, Bill, 53	CA	32:30:29	1999	
Harns, Bill, 54	CA	32:28:03	2000	
Harris, David, 44	CA	32:35:00	1997	
Harris, David, 45	CA	31:34:44	1998	
Harris, Robert, 36	CA	31:24:12	2004	
Harris, Stephen, 34	CA	21:17:40	1988	
Harris, Stephen, 38	CA	21:49:56	1992	
Harris, Stephen, 40	CA	21:40:16	1994	
Harris, Stephen, 41	CA	20:43:04	1995	
Harris, Stephen, 42	CA	22:43:41	1996	
Harris, Stephen, 43	CA	21:43:04	1997	
Harris, Stephen, 44	CA	21:42:46	1998	
Harris, Stephen, 45	CA	24:06:47	1999	
Harris, Stephen, 46	CA	26:48:40	2000	
Harris, Stephen, 47	CA	25:57:06	2001	
Harris, Stephen, 49	CA	28:50:02	2003	
Harry, Thomas, 49	CA	32:16:00	2004	
Harry, Thomas, 51	CA	28:34:26	2006	
Harshburger, Dan, 43	CA	31:58:23	1990	
Harshburger, Dan, 44	CA	31:18:55	1991	
Hartinger, Mark, 42	WA	28:42:47	1999	
Hartley, Booth, 45	CA	31:58:43	1987	
Hartley, Booth, 46	CA	32:27:32	1988	
Harvey, Brian, 32	CA	32:12:30	2008	
Harvey, Steve, 42	CA	26:48:00	1986	
Harvey, Steve, 44	CA	25:55:31	1988	
Harvey, Steve, 46	CA	30:46:46	1990	
Harvey, Steve, 49	CA	31:43:10	1993	
Hasham, Sheila, 44	CA	29:15:00	1986	
Hatta, Hiromi, 35	JPN	31:13:17	1996	Ram's Head
Hatta, Katsuyuki, 32	JPN	31:13:17	1996	Ram's Head
Hayes, Richard, 48	CA	29:40:07	1999	
Hayes, Richard, 49	CA	27:49:16	2000	
Hayes, Richard, 50	CA	29:36:18	2001	
Hayes, Terri, 47	NV	31:43:07	1990	
Hayes, Terri, 48	NV	31:44:25	1991	

Heard, Andrew, 41	AZ	25:49:56	2007	
Heaton, Cynthia,	CA	30:54:13	1987	
Heilbock, Juergen, 41	GER	30:56:07	2006	
Heiner, Jannifer, 29	CA	26:46:06	2008	
Henderson, Jennifer, 37	CA	24:28:27	1996	Ram
Henninger, Keira, 34	CA	24:15:12	2010	
Henriquez, Ernesto, 39	CA	23:06:42	1995	
Henslee, Gary, 45	CA	26:45:17	1996	
Hermanson, Ray, 45	CA	28:52:38	1988	
Hermanson, Ray, 47	CAN	29:29:13	1990	
Hernandez, Jose, 43	CA	26:44:12	2008	
Hernandez, Jose, 45	CA	28:34:18	2010	
Heroux, Jess,	CDN	31:43:54	1992	
Herrera, Carlos, 21	MEX	23:04:06	2006	
Herrera, Carlos, 22	MEX	20:10:33	2007	10Pt Buck
Herrera, Juan, 28	MEX	20:52:29	1997	
Herrera, Juan, 32	MEX	25:45:26	2000	
Herrera, Madero, 25	AZ	20:54:45	1996	
Herrmann, Jakob, 39	CA	31:05:00	2010	
Herzog, Joe, 42	CA	27:24:00	2010	
Hesseltine, Wally, 60	CA	26:23:24	2003	Buffalo
Hesseltine, Wally, 61	CA	26:34:30	2004	
Hesseltine, Wally, 62	CA	27:14:30	2005	
Hesseltine, Wally, 65	CA	29:28:06	2008	
Hian, Ben, 24	CA	22:14:00	1993	
Hian, Ben, 25	CA	18:39:48	1994	Ram
Hian, Ben, 26	CA	19:11:11	1995	Ram
Hian, Ben, 27	CA	18:50:24	1996	Ram
Hian, Ben, 29	CA	19:05:35	1998	Ram
Hillestad, Richard, 44	CA	23:41:00	1986	
Hilliard, Gary, 49	CA	24:50:16	2004	8 Pt Buck
Hilliard, Gary, 50	CA	27:06:24	2005	
Hines, Jeff, 35	CA	21:50:36	1995	
Hines, Jeff, 36	CA	20:59:04	1996	
Hines, Jeff, 40	CA	22:16:49	2000	
Hiskey, Todd, 43	CA	27:19:12	2008	
Hoagland, Dennis, 54	CA	28:56:24	2008	
Hoang, Kyle, 34	CA	23:17:12	2005	
Hoang, Kyle, 35	CA	20:35:30	2006	Horse
Hodde, Jason, 26	IN	28:02:33	1996	
Hodde, Jason, 27	IN	31:22:19	1997	W4, LGR6
Hodges, Eric, 48	CA	28:56:48	1997	
Hodges, Eric, 49	CA	28:14:52	1998	
Hodges, Eric, 51	CA	27:24:36	2000	W4
Hoff, Bruce, 29	CA	23:37:15	1992	
Hoff, Bruce, 32	CA	22:31:17	1995	
Holder, Kent, 49	CA	28:18:36	1988	
Holderman, Brad, 36	CA	31:50:02	1998	
Holloway, Gary, 35	ID	31:50:34	1997	W4
Holm, Darrell, 38	CA	30:16:00	1999	
Holmes, Fred, 60	TX	32:36:46	1997	
Holmes, John, 55	FL	29:46:32	1997	
Holtz, Allan, 60	MN	31:01:36	2010	
Hooper, Max, 43	AR	30:42:51	1989	
Hopkins, John, 47	CA	31:09:47	1992	
Horton, Roy, 50	UT	22:53:18	2007	Buffalo
Howard, Troy, 34	CA	20:00:23	2008	Cougar
Howard, Troy, 35	CA	19:25:00	2008	Cougar
Hubbard, Gordon, 47	CA	32:11:00	1986	
Hubbard, Gordon, 48	CA	30:51:43	1989	
Hubbard, Gordon, 49	CA	30:53:58	1988	
Hubbard, Gordon, 51	CA	31:38:57	1990	
Hubbard, Gordon, 52	CA	31:17:40	1991	
Hubbard, Gordon, 53	CA	30:26:53	1989	



Gary Hilliard, 2005



Osvaldo Nava at Short Cut, 2006



Monica Scholz & Tonya Johnson, 2010

Hubbard, Gordon, 53	CA	32:52:33	1992	
Hubbard, Kenneth, 56	VA	32:45:18	2003	
Huff, Jeff, 37	HI	25:56:47	1999	
Huff, Jeff, 38	HI	24:59:15	2000	
Huffman, Dennis, 42	CA	22:49:56	1991	
Huffman, Dennis, 43	CA	27:21:40	1992	
Huffman, Dennis, 44	CA	25:31:56	1993	
Huffman, Dennis, 45	CA	22:29:28	1994	
Huffman, Victoria, 37	CA	30:17:43	1990	
Hughes, Ken, 51	CA	25:15:24	2010	8pt Buck, 2SR
Hume, Blakely, 22	CA	31:28:04	1996	
Hume, Blakely, 24	NV	29:30:27	1998	
Hume, Blakely, 21	CA	32:08:29	1995	
Humphrey, Ed,	CA	29:33:35	1987	

I				
dema, Ashley, 26	OR	23:29:05	2006	Ram
Ingalls, Jim, 47	IN	32:43:29	1992	W4, Eagle
Ingro, John, 55	CA	32:28:51	1989	
Ingro, John, 57	CA	30:42:07	1991	
Ingstrom, Heikki, 34	UT	22:21:03	1992	
Inouye, Gary, 50	CA	30:40:12	2003	
Irvin, Kristina, 40	CA	29:08:23	1998	
Irvin, Kristina, 46	CA	30:45:24	2004	
Irvin, Kristina, 50	CA	31:26:30	2008	
Isler, Randy, 41	NM	27:56:37	1998	
Israel, Sandy, 47	CA	30:58:35	1994	
Ives, Frank, 49	CA	27:47:29	1991	

J				
acob, Mark, 47	CA	32:01:30	2006	
James, Tom, 51	CA	29:49:56	1995	
Jamison, Julian, 34	CA	29:19:03	2007	
Jankowski, Tony, 44	CA	32:34:31	1997	
Janzen, Tom, 54	CA	32:38:34	2006	
Jaques, Glen, 47	BC	29:38:25	1989	
Jebian, Lee, 57	CA	31:39:39	1998	
Jensen, Chris, 43	CA	28:24:54	2007	
Jensen, Karl, 51	CAN	28:01:46	1999	LGR6
Jensen, Karl, 51	CAN	29:55:52	2000	
Jensen, Stan, 42	CA	30:24:31	1995	
Jensen, Stan, 46	CA	29:19:09	1999	W4, LGR6
Jess, Carl, 41	NM	28:33:21	2000	
Johns, Sherry Kae, 40	AZ	22:39:35	1995	Rhino
Johns, Sherry Kae, 42	NM	23:18:00	1997	Ram
Johnson, Gary, 38	CA	23:28:09	1991	
Johnson, Jeffrey, 24	UT	29:41:44	1994	
Johnson, Tamara, 43	CA	28:28:18	2008	Cougar
Johnston, Jennifer, 34	CA	23:28:43	1998	Ram
Johnston, Jennifer, 35	CA	23:51:57	1999	Cougar
Johnston, Jennifer, 36	MI	25:11:24	2000	Ram
Johnston, Jennifer, 37	CA	25:23:36	2001	Ram
Johnston, Jennifer, 40	CA	24:32:24	2004	Ram
Johnston, Sue, 40	VT	25:16:30	2006	Rhino, 2SR
Jones, David, 29	CA	29:15:33	1997	
Jones, David, 51	CA	31:49:17	1999	
Jones, Vanessa, 42	CA	32:33:24	2004	
Jones, Vanessa, 48	CA	26:35:36	2010	Cougar, 2SR
Jones-Wilkins, Andy, 33	AZ	22:15:36	2000	
Jones-Wilkins, Andy, 36	CA	19:53:06	2004	Horse
Jones-Wilkins, Andy, 36	CA	20:07:30	2003	Cougar
Jones-Wilkins, Andy, 37	CA	19:43:18	2005	Cougar
Joseph, Gene, 41	AZ	27:20:51	1993	
Joseph, Gene, 46	AZ	29:42:34	1998	

Josephs, Robert, 42	CA	31:47:16	1997	
Jurek, Scott, 24	SD	19:15:06	1998	
Jurek, Scott, 25	WA	19:51:19	1999	10Pt Buck

K				
ahler, Mark, 37	CA	30:17:26	1996	
Kajiwara, Eric, 48	CA	30:32:32	1995	
Kajiwara, Eric, 49	CA	28:31:13	1996	
Kajiwara, Eric, 51	CA	29:03:22	1998	
Kajiwara, Eric, 52	CA	32:16:31	1999	
Kajiwara, Eric, 54	CA	31:08:18	2001	
Kajiwara, Eric, 56	CA	32:08:36	2003	
Kajiwara, Eric, 57	CA	29:46:00	2004	
Kajiwara, Eric, 58	CA	31:09:00	2005	
Kajiwara, Eric, 61	CA	31:49:00	2008	
Kajiwara, Eric, 63	CA	32:51:24	2010	Elk
Kankowski, Paul, 38	CA	32:27:18	2011	
Kaplan, Allan, 37	CA	32:41:48	1992	
Kaplan, Allan, 40	CA	30:33:27	1995	
Kaplan, Allan, 41	CA	32:21:18	1996	
Kaplan, Allan, 42	CA	31:52:12	1997	
Karnazes, Dean, 41	CA	21:21:18	2003	Horse
Karwasky, Robert, 31	CA	32:27:00	1986	
Kavanaugh, Matthew, 41	CA	32:00:15	1998	
Kee, Bill, 38	CA	23:24:12	1995	
Kee, Bill, 40	CA	23:12:24	1997	
Kee, Bill, 42	CA	24:34:17	1999	
Kee, Bill, 48	CA	26:11:30	2005	
Kee, Bill, 48	CA	27:05:36	2003	
Kelley, Rick, 46	AZ	27:22:45	1996	
Kelley, Rick, 47	AZ	29:11:00	1997	
Kelley, Rick, 48	AZ	32:22:56	1998	
Kelley, Rick, 49	AZ	28:45:54	1999	
Kelley, Rick, 50	AZ	30:31:23	2000	
Kelley, Rick, 51	AZ	31:53:35	2001	
Kellogg, Robert, 53	MN	32:07:09	1996	
Kelly, Larry, 37	CA	31:35:46	1997	
Keogh, Bobby, 57	NM	26:38:06	2001	
Kern, Lee, 36	MT	28:09:07	1993	
Kern, Leland, 39	MT	31:05:09	1996	
Kern, Leland, 41	MT	28:28:45	1998	
Khajavi, Jamshid, 51	WA	27:42:36	2004	LGR6, W4
Kiddoo, Phill, 29	CA	22:00:00	2004	
Kieffer, Dimitri, 33	WA	32:50:44	1999	
Kimball, Joey Ann, 22	CA	31:42:12	1999	
Kimura, Jonathan, 21	CA	27:25:30	2001	
Kiner, Mark "PineNut", 30	CA	25:41:12	2004	
King, Bob, 44	CA	32:11:00	1986	
Kirby, Stephen, 27	CA	32:27:18	2011	
Kissell, Bill, 32	CA	20:10:52	1987	
Klaich, Nick, 46	NV	29:59:24	1991	W4
Klassen, Randy, 48	CA	32:15:24	2001	
Klein, Greg, 39	CA	28:57:05	1993	
Klein, Helen, 66	CA	31:24:02	1989	W4
Knutson, Thomas, 49	MN	27:47:43	1999	W4
Knutson, Thomas, 50	MN	27:33:00	2000	
Kobus, Karlheinz, 37	GR	32:28:18	2003	
Kocher, Wayne, 62	NV	32:14:27	1999	
Koerner, Hal, 28	CO	20:59:24	2004	
Koerner, Hal, 30	OR	18:37:29	2006	Ram
Koerner, Hal, 32	OR	18:29:18	2008	Ram
Kogutek, Michael, 49	CA	30:43:47	1998	
Kogutek, Michael, 57	CA	31:51:14	2006	

Kohler, Steve,	CA	29:29:12	1987	
Kohr, Aaron, 46	CA	31:21:06	2010	
Koors, Dennis, 35	CA	32:10:48	2007	
Koors, Dennis, 36	CA	30:18:06	2008	
Kozak, Jeff, 29	CA	30:52:45	2003	
Kozinc, Gabor, 41	CA	27:26:30	2004	
Kozinc, Gabor, 43	CA	30:37:28	2006	
Krivak-Tetley, Flora, 27	CA	31:49:24	2008	
Kroljic, Karyn, 33	CA	29:22:00	1992	
Kuertten, Thomas, 44	CA	32:33:18	2010	
Kulak, Joseph, 35	CO	22:16:12	2003	LGR6
Kumeda, Andy, 37	CA	32:19:24	2005	
Kumeda, Andy, 38	CA	30:19:22	2006	
Kumeda, Andy, 39	CA	30:04:47	2007	
Kumeda, Andy, 40	CA	30:17:30	2008	
Kumeda, Andy, 42	CA	28:14:12	2010	
Kumeda, Andy, 43	CA	26:33:30	2011	


L				
L'Heureux, Prudence, 38	OR	22:13:06	2008	Ram
LaCava, Clem, 52	OR	27:48:14	2000	
LaDuc, David, 41	CA	22:26:12	2010	Rhino
Lakey, Jason, 28	CA	29:54:30	2003	
LaMora, Jeffery, 26	UT	28:17:57	1999	
Landa, Michael, 27	CA	32:35:28	2006	
Lang, Jeff, 42	CA	25:18:30	2010	
Langstaff, Anne, 36	CA	28:21:43	1997	Cougar
Lawrence, Richard, 32	CA	31:21:28	1994	
Lawrence, Richard, 33	CA	29:36:42	1995	
Lawrence, Richard, 35	CA	29:13:11	1997	
Layson, Carmela, 37	CA	32:11:32	2007	
Layson, Carmela, 38	CA	31:49:12	2008	
Layson, Carmela, 41	CA	32:42:30	2011	
Le Roux, Mike, 35	AUS	27:24:06	2011	
Leatherwood, Todd, 32	TX	31:29:39	2000	
Lee, Bill, 40	CO	26:41:50	1989	
Lee, Eric, 26	CO	25:49:12	2008	
Lee, Kevin, 32	CA	23:41:40	1996	
Lee, Kevin, 36	CA	27:21:19	2000	
LeFebvre, Michael, 33	CA	27:31:36	1993	
Leigh, Todd, 44	CA	29:12:00	1986	
Leigh, Todd, 48	CA	28:54:07	1990	
Leigh, Todd, 49	CA	31:10:07	1991	
Leigh, Todd, 50	CA	29:51:25	1992	
Leigh, Todd, 58	CA	31:50:04	2000	
Lemus, Maria, 42	CA	27:03:17	2006	
Lemus, Maria, 46	CA	27:31:24	2010	
Lenderking, Hollis, 40	CA	23:46:46	1990	
Leonard, Loren, 61	CA	32:20:26	1990	
Leonard, Loren, 62	CA	32:07:09	1991	
Lewis, Milo, 35	CA	32:28:08	1988	
Lewis, Milo, 39	CA	32:20:33	1991	
Liao, Elijah, 35	CA	31:50:14	2007	
Liao, Elijah, 36	CA	31:37:30	2008	
Liao, Ted, 46	CA	29:41:19	2007	
Liao, Ted, 47	CA	32:33:06	2008	
Liebeskind, John, 40	OR	30:54:12	2001	
Liebeskind, John, 46	OR	28:20:53	2007	
Lile, Jerry, 42	CA	29:49:06	2001	
Limb, Troy, 42	CA	29:41:18	2003	
Limb, Troy, 43	CA	25:18:18	2004	
Limb, Troy, 44	CA	26:00:00	2005	
Liner-Jigamian, Saralie, 35	CA	32:02:24	1987	



Mike Dimkich, 2001



Sharlene Cadwallader, 1999



Rob McNair, 2000

Liner-Jigamian, Saralie, 36	CA	30:28:26	1989	
Little, Jerry, 30	CO	27:24:50	1998	
Liu, Wilson, 52	CA	32:46:18	2010	
Livak, Joe, 51	NV	28:17:42	1992	
Longwell, Robert, 57	CA	31:23:46	1996	
Longwith, Jim, 52	CA	29:58:00	1998	
Lopez, Jesus, 39	CA	32:52:06	2010	
Lopez, Oswaldo, 36	CA	20:39:30	2008	Horse
Losey, Bill, 34	OH	30:37:28	2006	
Lourme, Jerome, 50	CA	31:21:18	2011	
Lovell, Daniel, 34	CA	32:24:37	2000	
Lowy, Ron, 43	CA	28:54:00	1986	
Loyer, Robert, 51	CA	30:36:04	1989	
Lujan, Edward, 51	CA	26:30:09	1989	
Lund, Kurt, 40	CA	32:45:00	1991	
Lundell, Don, 45	CA	31:00:47	2007	
Luptowicz, Josef, 46	CA	28:49:17	1990	
Luptowitz, Josef, 48	CA	29:30:30	1991	
Luschwitz, Brian, 38	ca	29:47:30	2005	
Luschwitz, Brian, 40	CA	30:13:22	2007	
Lutz, Kevin, 46	CA	31:21:36	2003	
Lygre, David, 47	WA	23:18:36	1989	
Lyne, Timothy, 26	CA	32:30:18	2008	
Lyons, Shannon, 54	CA	31:20:20	1998	Buffalo

M				
Mack, Bill, 40	CA	31:45:41	1993	
MacKenzie, Brian, 32	CA	27:39:39	2007	
Mackey, Monte, 35	CA	25:08:54	1991	
Mackey, Monte, 41	CA	24:55:57	1997	
Mackey, Monte, 45	CA	23:03:18	2001	
Macleod, Ken, 41	CDN	28:07:41	1992	
MacNair, Howard	CA	27:45:55	1987	
Madden, Kurt, 39	CA	21:35:53	1994	
Maddieson, Ian, 44	CA	23:30:05	1986	
Madsen, Dixie, 53	CA	30:28:00	1990	
Madsen, Dixie, 54	CA	29:44:20	1991	
Madsen, Dixie, 56	CA	30:56:28	1993	
Madsen, Dixie, 58	CA	32:34:21	1995	LGR6
Madsen, Dixie, 60	CA	29:18:01	1997	Rhino
Magill, Jim, 50	CA	31:07:03	1996	W4_LGR6
Magram, Tom, 38	CA	27:54:00	1986	
Magruder, Joe, 46	CA	28:46:43	1992	
Magruder, Joe, 48	CA	30:42:06	1994	
Magruder, Joe, 50	CA	31:24:48	1996	
Magruder, Joe, 55	CA	31:17:24	2001	
Maida, William, 37	CA	31:56:04	1988	
Mailloux, Jeff, 32	ID	27:04:04	1992	
Malinin, Mike, 33	CA	29:41:18	2001	
Malinin, Mike, 36	CA	25:22:06	2004	
Malinin, Mike, 38	CA	28:40:33	2006	
Mandelbaum, Wayne, 52	CA	31:19:24	2007	
Mann, Larry, 36	CA	32:24:38	2000	
Mann, Larry, 37	CA	32:17:06	2001	
Marcelli, Mark, 36	CA	23:13:18	1995	
Marcelli, Mark, 42	CA	22:29:18	2001	
Marcelli, Mark, 48	CA	23:20:03	2007	8pt Buck
March, Nancy, 47	CA	28:37:12	1994	
Marcus, Daniel, 39	IL	29:38:24	2005	
Marino, Bertha, 52	CA	32:21:31	1998	W4
Mark, John, 40	CA	27:44:40	1992	
Marschall, Kenneth, 55	CA	32:20:12	2011	
Marshall, Evelyn, 35	CA	25:15:09	1993	Ram
Marshall, Evelyn, 37	CA	22:01:16	1995	Ram

Marshall, Evelyn, 36	CA	23:39:37	1994	Ram
Marshall, John, 52	CA	32:23:28	1989	
Marshall, John, 53	CA	30:17:20	1990	
Martin, Kyong, 49	CA	31:41:18	2004	
Martin, Lou, 39	CA	28:09:33	1991	
Martin, Michael, 41	CA	27:44:32	1989	
Martin, Roland, 39	NE	30:40:11	1988	W4
Martinez, Marisol, 37	CA	28:24:30	2010	
Maslanka, Bozena, 30	CA	28:51:56	1997	
Maslanka, Bozena, 31	CA	30:28:01	1998	
Maslanka, Bozena, 32	CA	31:17:12	1999	
Masters, Ed, 37	UT	25:04:41	1989	
Matella, Bill, 39	CA	31:47:52	1987	
Matella, Bill, 41	CA	32:41:47	1989	
Mather, Catherine, 42	CAN	28:25:00	2000	Rhino
Mathieson, Joanie, 45	CA	32:36:50	1991	
Matthias, Donald, 55	CA	31:45:05	1991	
Matthys, Ignace, 32	BEL	22:05:26	1991	
Matty, Ronald, 42	CA	30:26:24	2011	
Mauldin, Bruce, 46	CA	28:52:20	1994	
Mauldin, Tonya, 46	CA	28:22:54	1993	
Maynard, James, 37	CA	26:49:30	2005	
Maynard, Kathy, 44	CA	32:07:09	1991	
Mazaud, Jean-Paul, 43	CA	26:13:02	1995	
McCarthy, Micheal, 42	OR	24:50:16	2006	
McCarthy, Willis, 33	CA	26:59:31	1988	
McCarthy, Willis, 35	CA	23:29:01	1990	
McCarthy, Willis, 42	CA	23:39:19	1997	
McComish, John, 50	CA	27:43:12	1987	
McComish, John, 51	CA	27:29:25	1988	
McCormick, Steve, 46	CA	27:55:55	1990	
McDonald, Michael, 54	CA	28:28:25	1998	
McDonald, Shawn, 29	CA	23:10:42	1995	
McDonald, Shawn, 32	CA	23:44:55	1998	
McDonald, Ted, 42	CA	32:12:20	2006	
McDonald, Ted, 43	CA	27:00:53	2007	
McDowell, Nate, 28	OR	23:35:29	2000	
McGilvery, Wayne, 31	CA	22:44:26	1999	
McGrath, Maureen, 30	CA	32:53:18	1992	
McGrath, Maureen, 31	CA	28:45:18	1993	
McGrath, Maureen, 36	CA	28:11:31	1998	
Mckee, Ken, 40	CA	27:34:30	2011	
McKeever, Doug, 46	WA	29:02:13	1993	
McKenzie, Scott, 39	CA	23:49:52	1994	
McKenzie, Scott, 40	CA	22:53:48	1995	
McKenzie, Scott, 41	CA	23:20:37	1996	
McKinley, Lee, 47	CA	23:11:06	2008	
McKinley, Lee, 47	CA	25:36:19	2007	
McKinney, Mark, 32	CA	30:40:22	2000	
McKinney, Mark, 40	CA	31:49:00	2008	
McMahon, Elaina, 35	CA	29:58:05	1992	
McMahon, Elaina, 36	CA	28:13:58	1993	
McMahon, Elaina, 37	CA	27:15:48	1994	
McMahon, Elaina, 38	CA	26:25:54	1995	
McMahon, Elaina, 39	CA	25:05:33	1996	Cougar
McMahon, Elaina, 41	CA	27:50:39	1998	Rhino
McMahon, Elaina, 51	CA	31:49:00	2008	
McNair, Rob, 43	CA	25:02:18	1997	
McNair, Rob, 44	CA	23:26:11	1998	
McNair, Rob, 45	CA	23:19:07	2000	
McNair, Rob, 52	CA	24:54:20	2006	
McNair, Rob, 54	CA	23:41:12	2008	
McRae, Steve, 41	CA	28:18:13	1992	
McRae, Steve, 43	CA	29:54:42	1994	

McRae, Steve, 47	CA	32:17:20	1998	
Medina, Guillermo, 25	CA	22:47:35	1999	
Medina, Guillermo, 26	CA	21:13:05	2000	10Pt Buck
Medina, Guillermo, 27	CA	22:09:30	2001	
Medina, Guillermo, 28	CA	20:45:12	2003	10Pt Buck
Medina, Guillermo, 29	CA	19:33:13	2005	Ram
Medina, Guillermo, 30	CA	19:30:36	2004	Cougar
Medina, Guillermo, 31	CA	21:05:15	2006	
Medina, Guillermo, 32	CA	22:50:40	2007	
Medina, Guillermo, 33	CA	22:08:18	2008	
Medina, Guillermo, 36	CA	22:11:24	2010	Eagle
Mejia, Vilma, 40	CA	31:30:05	1991	
Mejia, Vilma, 44	CA	31:59:50	1995	
Melendy, Byron, 47	CA	26:46:30	1990	
Melendy, Byron, 48	CA	31:53:04	1989	
Melendy, Byron, 53	CA	26:56:41	1994	
Melvin, Debra, 45	CA	30:32:27	1999	
Mendoza, Adalberto, 47	CA	24:30:01	1998	
Mendoza, Adalberto, 48	CA	21:55:35	2000	Rhino
Mendoza, Adalberto, 49	CA	21:41:18	2001	Elk
Mendoza, Adalberto, 51	CA	23:07:18	2003	Rhino
Mendoza, Adalberto, 54	CA	24:07:31	2006	
Mendoza, Adalberto, 54	CA	25:09:43	2007	Buffalo
Mendoza, Adalberto, 56	CA	24:08:18	2008	
Mendoza, Flaco, 59	CA	27:12:24	2011	
Mercer, Charlie, 33	CA	32:10:30	2003	
Messman, David, 48	CA	28:12:30	2008	
Messman, David, 51	CA	27:36:06	2011	
Metz, John, 48	CA	30:37:30	1991	
Meyer, Bert, 44	CT	28:59:11	1989	
Meyer, Bert, 49	CT	32:29:53	1994	
Meyer, Bert, 52	CT	31:30:59	1997	
Meyer, Jack, 43	CA	28:28:32	2006	
Meyer, Jack, 44	CA	28:22:45	2007	
Meyers, Jeremy, 39	CA	27:24:06	2010	
Michaud, Fernand, 53	NV	29:41:50	1996	
Michaud, Fernand, 54	NV	29:20:19	1997	
Michaud, Fernand, 56	NV	31:40:18	1999	
Michaud, Fernand, 57	NV	30:24:36	2000	
Mikesell, Jeff, 38	AZ	32:51:49	1999	
Miller, Albert, 35	OR	31:39:42	1989	
Miller, Barbara, 46	CA	31:21:55	1991	W4
Miller, Barbara, 49	CA	31:23:15	1993	
Miller, Dana, 42	UT	23:33:24	1993	
Miller, Gary, 60	CA	31:50:34	1997	
Miller, Jim, 44	CA	30:59:55	1990	
Miller, Rick, 44	CA	32:16:31	1999	
Miller, Sandee, 44	CO	31:05:00	1997	
Mills, Scott, 44	VA	23:33:07	1995	
Mills, Scott, 48	VA	22:40:59	1999	Rhino
Mills, Scott, 57	CA	22:49:06	2008	8pt Buck
Minter, Greg, 38	CA	32:31:39	1999	
Mitchell, Winston, 48	CA	30:14:46	1997	
Modzelewski, Michael, 36	CA	23:47:20	1989	
Modzelewski, Scott, 27	AZ	23:47:20	1989	
Molman, akabill, 57	HI	29:07:18	2001	
Molmen, akabill, 54	HI	26:04:42	1998	
Molmen, akabill, 55	HI	27:53:17	1999	
Molmen, akabill, 56	HI	26:14:24	2000	
Moore, Arthur, 57	OH	27:46:17	1994	
Moore, Matthew, 43	CA	30:19:30	1999	
Moore, Russell, 49	CA	26:33:13	1988	
Moore, Tracy, 47	CA	24:29:30	2008	
Moran, Mark, 44	OR	23:47:12	2011	



Ana Braga-Levaggi, 2007



Ashley Nordell, 2007



Robert Andrulis, 2005

Morita, Ryochi, 47	CA	28:59:21	1990	
Mork, Joanie, 38	CA	27:44:40	1992	
Morrison, Walter, 52	CA	25:16:54	1990	
Moses, Bob, 40	CA	31:06:00	1986	
Moses, Bob, 45	CA	31:07:50	1991	
Muchow, Lee, 46	CA	28:50:02	1986	
Muldoon, Warren, 53	CA	31:26:06	2010	
Murase, Yosuke, 38	JPN	30:31:18	2010	
Murdach, Charlie, 34	CA	31:48:30	2003	
Murphy, Bonnelle, 49	CA	32:34:51	1997	
Murphy, Michael, 36	CA	29:25:36	2010	
Murphy, Michael, 36	CA	31:02:30	2011	
Murphy, Thomas, 24	CA	32:22:06	1994	
Murray, Jack, 42	CA	29:13:18	2003	
Murray, Jack, 43	CA	28:14:18	2004	
Murray, Jack, 46	CA	28:05:34	2007	
Musselman, Jim, 39	GA	26:46:29	1999	LGR6
Myers, Brian, 34	CA	27:13:00	2010	

N				
ava Lopez, Osbaldo, 34	MEX	21:14:28	2006	
Nava Lopez, Osbaldo, 35	CA	20:51:16	2007	
Newsome, Claudia, 40	CA	31:54:25	1990	
Ngo, Dong, 51	FL	32:42:43	1989	
Nielsen, Tom, 35	CA	23:39:37	1994	
Nielsen, Tom, 37	CA	20:22:22	1996	Cougar
Nielsen, Tom, 38	CA	20:09:22	1997	Cougar
Nielsen, Tom, 39	CA	19:26:08	1998	Cougar
Nielsen, Tom, 40	CA	19:07:50	1999	Ram
Nielsen, Tom, 41	CA	19:09:04	2000	Ram
Nielsen, Tom, 46	CA	20:26:18	2005	Horse
Nielsen, Tom, 47	CA	20:23:07	2006	Cougar
Nielsen, Tom, 51	CA	22:42:30	2011	Horse
Norcia, Christopher, 43	CO	25:56:12	2011	
Nordell, Ashley, 27	CA	22:14:19	2007	
Nordell, Ashley, 28	CA	22:55:30	2008	
Norman, Jay, 59	TX	29:46:32	1997	
Norton, Bob, 53	CA	32:16:11	1991	
Nosco, Jack, 29	CA	27:13:04	1991	
Nosco, Jack, 30	CA	26:25:04	1992	
Nosco, Jack, 33	CA	26:33:51	1995	
Nosco, Jack, 35	CA	32:11:09	1987	
Nosco, Jack, 38	CA	27:14:06	2000	
Nosco, Jack, 38	CA	28:23:46	1990	
Novak, Ben, 32	CA	31:26:40	2007	
Nozaki, Alan, 35	HI	31:39:54	1990	
Nyce, Thomas, 41	AZ	31:03:39	2000	

O				
O'Brien, Jim, 34	CA	19:51:47	1987	
O'Brien, Jim, 36	CA	17:35:48	1989	G/S Buckle
O'Brien, Sean, 43	CA	30:19:02	2006	
O'Brien, Sean, 45	CA	27:07:24	2008	
O'Grady, Janice, 47	CA	31:23:28	1996	
O'Grady, Kevin, 31	OH	30:52:50	1990	
O'Hear, Carol, 31	WA	27:59:20	2006	
O'Neal, Thomas, 41	CA	32:27:45	1986	
O'Neal, Thomas, 42	CA	30:02:08	1987	
Odre, Jacqueline, 30	HI	30:35:35	1998	
Odre, Jacqueline, 31	HI	27:53:17	1999	
Ogata, Tetsuro, 29	JPN	30:57:12	2011	
Ohara, Garrett, 39	CA	30:34:12	2005	
Olney, Dave, 46	CA	28:34:57	1988	
Olney, Dave, 48	CA	28:59:06	1990	

Olson, Mark, 48	CA	30:10:10	1995	
Olson, Mark, 50	CA	29:56:01	1997	
Olson, Mark, 61	CA	31:11:12	2008	
Ornelas, Ricardo, 33	CA	30:48:10	2006	
Ornelas, Ricardo, 34	CA	30:28:09	2007	
Ornelas, Ricardo, 35	CA	28:26:04	2008	
Ornelas, Ricardo, 37	CA	28:50:00	2010	
Orr, Jim,	CA	27:50:41	1987	
Ortiz, Jaime, 47	CA	28:26:06	2008	
Ortiz, Jaime, 49	CA	27:15:36	2010	
Ostrom, Tony, 45	CA	26:07:56	2000	
Overstreet, David, 46	CA	26:27:11	2006	

P				
Pacheco, Jorge, 32	CA	24:39:39	2000	
Pacheco, Jorge, 33	CA	19:05:06	2001	Ram
Pacheco, Jorge, 34	CA	18:52:24	2003	Ram
Pacheco, Jorge, 36	CA	19:10:28	2004	Ram
Pacheco, Jorge, 37	CA	30:45:24	2005	
Pacheco, Jorge, 42	CA	19:20:30	2010	Ram
Paciello, Louis, 34	AZ	23:51:19	2000	
Palmer, Judy, 32	CA	30:28:26	1989	
Palmer, Mike, 42	CA	32:41:30	1995	
Palmer, Mike, 43	CA	28:46:39	1996	
Palmer, Mike, 44	CA	30:02:11	1997	
Palmer, Mike, 45	CA	30:27:09	1998	
Palmer, Mike, 45	CA	31:43:05	1999	
Palmer, Mike, 47	CA	31:20:39	2000	
Palmer, Mike, 48	CA	31:30:24	2001	
Palmer, Mike, 49	CA	31:31:12	2003	
Palmer, Mike, 53	CA	32:16:01	2006	
Palmer, Mike, 54	CA	30:46:58	2007	
Palmer, Mike, 54	CA	32:04:30	2008	
Palmer, Mike, 57	CA	32:09:00	2010	
Palmer, Peter, 44	CT	25:14:18	1997	
Palocsay, Matt, 22	CA	31:54:34	1999	
Palocsay, Matt, 23	CA	28:30:19	2000	
Pais, Lou, 50	CDN	22:18:21	1992	
Park, Charles, 49	CA	28:55:18	2003	
Park, David, 38	CA	21:54:33	1994	
Park, David, 39	CA	22:24:51	1995	
Parker, Jeff, 32	NV	28:49:33	1991	
Parker, Scott, 36	AZ	31:39:22	2000	
Parker, Scott, 37	AL	31:14:06	2001	
Parker, Scott, 37	AL	29:00:06	2003	
Parsons, Chip, 38	CA	21:13:05	1992	
Patt, Steven, 55	CA	29:54:24	2004	
Peacock, John, 51	NV	27:26:00	1989	
Peacock, John, 55	NV	28:26:42	1993	
Pearch, John, 30	WA	23:10:30	2003	
Pecsar, Jeff, 38	CA	23:55:15	1988	
Pedroia, Vince, 48	CA	26:33:41	1994	
Pedroia, Vince, 49	CA	27:22:40	1995	
Pedroia, Vince, 50	CA	29:31:10	1996	
Pedroia, Vince, 51	CA	25:14:36	1997	
Pedroia, Vince, 52	CA	24:34:09	1999	Buffalo
Pedroia, Vince, 52	CA	24:37:32	1998	
Pedroia, Vince, 54	CA	24:52:59	2000	
Pedroia, Vince, 55	CA	27:16:06	2001	
Pellon, Jim, 37	CA	19:44:44	1987	
Penland, Peter, 43	CA	30:28:50	1999	
Penna, Phil, 42	CA	23:21:26	1990	
Penny, David, 32	CA	32:05:04	1995	

Pentasuglio, Mary Lou, 41	CA	32:26:52	1995	
Pepin, James, 37	CA	28:55:00	1986	
Peralez, Michael, 34	CA	29:56:01	1997	
Perez, Angel, 32	CA	22:48:18	2003	
Perez, Angel, 34	CA	23:38:24	2005	
Perez, Angel, 35	CA	23:11:16	2006	
Perez, Angel, 36	CA	22:42:18	2007	
Perrodin, Jack, 59	CA	28:41:08	1988	
Perrodin, Jack, 61	CA	29:50:39	1990	
Perry, Lyman, 33	HI	27:48:27	2000	
Peters, Patrick, 51	CA	31:25:33	1996	
Petrisko, Kevin, 41	CA	29:41:12	2011	
Petschar, Perry, 39	CA	27:40:04	1993	
Petschar, Perry, 40	CA	29:10:42	1994	
Petschar, Perry, 41	CA	25:00:55	1995	
Pettigrew, Jeff, 32	CA	29:05:18	1995	
Pettigrew, Jeff, 35	CA	30:09:56	1998	
Pettigrew, Jeff, 42	CA	28:20:24	1996	
Peyton, Lou, 45	AR	31:15:36	1989	W4
Pfleuger, Jeff, 41	CA	23:33:30	2011	Rhino
Phillips, Bud, 48	CA	30:24:19	1995	
Phillips, Bud, 49	CO	29:28:16	1996	
Pierce, Philip, 53	MA	31:28:50	1994	
Pike, Robert,	CA	28:05:47	1987	
Pirkil, Greg, 32	HI	24:59:14	2000	
Pirkil, Greg, 33	HI	28:29:07	2001	
Pirogowicz, David, 44	CA	27:45:46	1996	
Pitts, Frank, 57	CA	31:32:00	1988	
Pitts, Frank, 59	CA	31:45:56	1990	
Pitts, Frank, 60	CA	31:12:30	1991	
Pitts, Frank, 61	CA	30:32:35	1992	
Pitts, Frank, 62	CA	30:16:54	1993	
Pitts, Frank, 63	CA	32:07:00	1994	
Pitts, Frank, 66	CA	31:54:16	1997	
Pitts, Frank, 68	CA	31:54:29	1999	
Poepfel, Brian, 44	MN	32:45:49	1999	
Pollard, Fred, 65	CA	32:32:06	2004	
Polley, Brian, 35	CA	23:32:08	2006	
Polley, Brian, 36	CA	20:45:17	2007	Horse
Polley, Brian, 39	CA	21:23:24	2010	Cougar
Portelance, Rolly, 47	CA	22:49:06	1990	
Pospichal, Joe, 37	CA	32:45:27	2000	
Potter, Tim, 46	MN	30:35:05	2000	
Poupard, Thierry, 45	FRA	31:18:06	1999	
Powers, Karen, 45	WY	31:38:48	1995	
Prado, Robert, 34	CA	24:01:16	1988	
Preeper, Earl, 39	CAN	30:52:44	1996	
Price, John, 47	OR	29:21:12	2005	
Price, John, 49	OR	26:55:20	2007	
Priedkalns, Eric, 35	CA	28:15:16	2006	
Priedkalns, Eric, 36	CA	28:21:39	2007	
Priedkalns, Eric, 37	CA	26:59:18	2008	
Priedkalns, Eric, 39	CA	30:02:30	2010	
Priedkalns, Eric, 40	CA	27:48:06	2011	
Provost, Richard, 40	CA	21:52:00	1986	G/S Buckle
Pruitt, R. C., 38	CA	31:23:31	1990	
Pruitt, R. C., 43	CA	30:24:43	1994	
Puerto, Mauricio, 38	CA	31:26:12	2011	
Purdy, Bruce, 36	MI	31:28:13	1993	
Put, Hans, 37	NY	21:06:08	1998	Horse
Put, Hans, 39	NY	20:18:13	2000	ArabStallion



Stacey Bunton, 2007



Joe Magruder, 2001



Brian Mackenzie, 2007

QR

Quesada, Tony, 41	CA	32:00:24	2011	
Quinn, John, 35	CA	29:37:01	1996	
Radich, John, 32	CA	29:44:00	1986	
Radich, John, 35	CA	28:39:31	1988	
Radich, John, 41	CA	29:55:58	1996	
Radich, John, 49	CA	31:50:00	2003	
Radich, John, 52	CA	31:52:00	2006	
Radich, John, 53	CA	30:03:51	2007	
Ralls, Jai, 33	OR	23:15:24	2008	
Ralyea, Paul, 37	VA	26:42:33	2004	
Ramaekers, Larry, 53	CA	30:12:18	2005	
Rambach, Whit, 31	CA	28:06:34	1998	
Rambach, Whit, 36	CA	23:52:00	2003	
Ramires, Martin, 34	AZ	24:28:27	1996	
Ramirez, Rico, 49	CA	30:12:21	1993	
Ramsey, William, 42	CA	29:01:56	1995	
Ramsey, William, 43	CA	25:26:11	1996	
Ramsey, William, 44	CA	22:57:14	1997	
Ramsey, William, 45	CA	28:34:43	1998	
Ramsey, William, 47	CA	27:32:59	2000	
Ramsey, William, 48	CA	26:46:29	1999	
Ramsey, William, 48	CA	28:04:18	2001	
Ramsey, William, 50	CA	28:08:30	2003	
Ramsey, William, 51	CA	29:30:30	2004	
Ramsey, William, 52	CA	30:35:00	2005	Eagle
Rapp, James, 38	NV	28:57:34	1995	
Ray, Adam, 40	CA	27:18:08	2006	
Redmond, Don, 22	CA	23:14:11	1990	
Reed, Pamela, 34	AZ	26:49:48	1995	
Reichert, Gerald, 41	ND	31:56:27	1995	
Reinstein, Devy, 34	CA	23:51:25	1990	
Remington, Dave, 54	CA	30:45:06	1995	
Resh, Jack, 55	CA	27:54:00	1986	
Reynolds, Marc, 42	CA	27:43:55	1990	
Rhodes, John, 55	NV	32:35:06	2003	
Rhodes, Randy, 44	CO	27:30:50	1994	
Rhodes, Terry, 47	NV	32:35:06	2003	
Rich, Cheri, 49	CA	32:44:18	2011	
Rich, Larry, 50	CA	31:54:18	2011	
Richards-Dinger, Keith, 21	CA	30:16:12	2003	
Richards-Dinger, Keith, 36	CA	27:51:30	2004	
Richardson, Norman, 50	MA	32:19:24	2005	
Ridgeway, Diane, 47	CO	26:40:35	1996	Rhino
Riemer, Frederick, 45	UT	31:32:30	1992	W4
Riley, Jeff, 37	OR	21:08:33	2006	
Riley, Thomas, 45	OR	31:10:24	2008	
Ringstad, Curt, 41	OR	25:42:36	1993	
Risse, Joan, 46	CA	31:27:20	1995	
Risse, Joan, 47	CA	30:59:09	1996	
Ritchie, Gary, 54	CA	29:25:10	1994	
Ritchie, Gary, 58	CA	26:08:18	1998	
Robak, Robert, 39	CA	28:02:12	1991	
Robak, Robert, 45	CA	27:41:17	1997	
Robak, Robert, 47	CA	29:06:59	1999	
Robbins, Brick, 32	CA	30:52:39	1991	JMT
Robbins, Jeffrey, 45	CA	27:05:32	1997	
Robbins, Jeffrey, 46	CA	26:34:57	1998	
Robelo, Eduardo, 45	CA	30:35:06	2008	
Roberts, Seth, 44	MA	28:10:20	1996	
Robinson, Chris, 50	CA	31:49:18	2011	
Robinson, Dave, 34	CA	26:16:19	1996	
Robinson, Eric, 28	CA	28:12:36	1996	
Robinson, Eric, 29	CA	29:57:04	1997	

Robinson, John, 34	OR	23:34:46	2000	
Robison, Wendell, 36	WY	27:15:07	1988	LGR5
Robison, Wendell, 37	WY	23:30:34	1989	
Robison, Wendell, 38	WY	23:54:00	1990	
Robison, Wendell, 39	WY	28:51:24	1991	LGR5
Robison, Wendell, 40	WY	29:22:00	1992	
Robison, Wendell, 41	WY	30:23:50	1993	
Robison, Wendell, 42	WY	28:37:12	1994	
Robison, Wendell, 43	WY	28:05:02	1995	
Robison, Wendell, 44	WY	29:39:27	1996	
Robison, Wendell, 45	WY	32:42:55	1997	
Roeh, Bill, 49	CA	31:40:34	1994	
Romero, Ruperto, 42	CA	21:35:26	2007	Rhino
Romero, Ruperto, 42	CA	22:00:23	2006	Rhino
Romero, Ruperto, 45	CA	22:30:06	2008	Rhino
Romero, Ruperto, 46	CA	21:25:12	2010	Horse
Romero, Ruperto, 47	CA	21:37:30	2011	Cougar
Rork, Paul, 45	CA	28:40:54	1992	
Rosenstein, Phil, 37	WI	32:41:53	2007	
Ross-Wilde, Ronni, 36	CA	29:23:58	1996	
Rossman, Mitchell,	MN	31:35:41	1999	
Rouse, Mike, 45	CA	30:37:00	1998	
Rowe, Tom, 44	MT	30:55:17	1992	
Royalty, Phil, 21	CA	29:40:42	1990	
Royalty, Phil, 23	CA	29:31:36	1992	
Royalty, Phil, 27	NV	28:35:19	1996	
Royalty, Phil, 31	NV	30:53:22	2000	
Rozic, Scott, 27	CA	30:27:22	2000	
Ruiz, George, 51	NV	30:40:18	2008	
Rush, Diana, 47	CA	32:38:06	2007	
Rustvold, Leif, 31	OR	31:01:24	2006	
Rustvold, Leif, 32	OR	26:38:46	2007	
Rustvold, Leif, 33	OR	27:30:30	2008	
Rustvold, Leif, 35	OR	30:51:24	2010	
Rutherford, IV, John, 31	VA	27:46:24	2010	
Ruttenberg, Gary, 39	CA	29:33:35	1987	
Rutzen, Hartmut, 59	GER	30:06:45	2000	
Ruvalcaba, David, 52	CA	27:36:20	2006	
Ruvalcaba, David, 54	CA	25:16:24	2008	
Ryne, Mark, 50	CA	32:52:18	2004	
Ryne, Mark, 52	CA	32:16:22	2006	

S

Sager, Marc, 39	CA	30:33:00	1992	
Sager, Marc, 41	CA	29:44:04	1994	
Sager, Marc, 43	CA	29:37:35	1996	
Saine, David, 47	CA	30:44:20	1996	
Saine, David, 48	CA	31:50:34	1997	
Sakurai, Hiroe, 33	JPN	30:56:06	1998	Ram's Head
Sakurai, Hiroe, 35	JPN	28:10:37	2000	
Sakurai, Kaname, 34	JPN	23:41:16	1998	Rams Hd
Sakurai, Kaname, 35	JPN	20:15:27	2000	Cougar
Salinger, Andrew, 36	CA	29:41:06	2004	
Salinger, Andy, 43	CA	27:56:06	2011	
Salmonson, PJ, 43	HI	32:03:53	1990	
Samuelson, Mark, 39	CA	27:18:05	1992	
Sanchez, Juan, 38	CA	23:45:23	2007	
Sanchez, Juan, 39	CA	23:16:06	2008	
Sanchez, Ray, 41	CA	23:07:24	2008	
Sanger, Sandra, 37	CA	32:11:35	2007	
Savage, Mike, 52	CA	30:57:06	2011	
Sawchuk, Kevin, 32	VA	20:23:14	1997	
Sawchuk, Kevin, 34	CA	22:23:53	1999	
Sayers, Kevin, 41	MD	29:55:53	2000	

Schick, Karl, 32	CA	30:16:46	1989	
Schipsi, Robert, 46	CA	28:51:55	2007	
Schlereth, Joe, 39	CA	21:31:58	1989	
Schlereth, Joe, 40	CA	22:46:19	1990	
Schlereth, Joe, 41	CA	21:37:27	1991	W4
Schlereth, Joe, 42	CA	20:59:18	1992	
Schlereth, Joe, 43	CA	20:04:11	1993	
Schlereth, Joe, 44	CA	19:50:47	1994	Rhino
Schlereth, Joe, 45	CA	20:17:25	1995	
Schlereth, Joe, 46	CA	20:46:34	1996	Rhino
Schlett, Stefan, 38	GER	32:08:14	2000	
Schmidt, Lee, 52	CA	32:19:43	1991	
Schmidt, Lee, 53	CA	29:55:08	1992	
Schmidt, Lee, 54	CA	32:33:54	1993	
Schmidt, Lee, 55	CA	29:09:30	1994	
Schmidt, Paul, 38	CA	29:57:35	1990	
Schmidt, Paul, 39	CA	29:35:25	1991	
Schmidt, Paul, 41	CA	28:09:08	1993	
Schmidt, Paul, 42	CA	32:28:00	1994	
Schoeck, Matthias, 30	CA	30:58:10	2000	
Scholl, Milt, 30	OR	27:20:51	1987	
Scholl, Milt, 32	OR	28:08:05	1989	
Scholl, Milton, 40	OR	28:13:04	1997	
Scholz, Monica, 33	CAN	27:39:06	2000	Cougar
Scholz, Monica, 34	CAN	27:43:24	2001	
Scholz, Monica, 43	CAN	29:53:30	2010	
Schuler, Richard, 36	NJ	30:34:16	1996	
Scislowicz, Caz, 51	CA	24:12:07	2000	
Scott, Chris, 47	CA	28:20:24	1996	
Secrest, Charmella, 53	CA	32:40:06	2008	
Seminoff, Tim, 38	UT	22:12:07	1996	
Sena, Leroy, 43	CA	32:34:16	1997	
Senelly, Richard, 46	HI	29:49:16	1990	
Sercel, Pete, 25	CA	28:34:55	1991	
Serrano, Roberto, 40	CA	26:31:07	2006	
Shaka, A. J., 40	CA	32:27:49	1998	
Shaka, Barry, 36	CA	32:27:49	1998	
Shattuck, Phil, 44	CA	32:06:02	1988	
Sheedy, Tim, 51	CA	31:04:08	2000	
Sheedy, Tim, 54	CA	32:30:06	2003	
Sheehy, Joe, 52	CA	32:26:11	2000	
Sherman, Elena, 45	CA	31:33:50	1998	
Sherman, Elena, 45	CA	31:33:50	1998	
Sherman, Stu, 49	CA	23:29:18	2004	Rhino
Shufflebarger, Fred, 43	CA	21:24:01	1991	
Shufflebarger, Fred, 44	CA	19:22:16	1992	G/S Buckle
Shufflebarger, Fred, 45	CA	19:41:44	1993	Ram
Shura, Nancy, 51	CA	32:26:30	2001	Buffalo
Siltman, Michael, 37	IL	32:57:34	2006	
Simmons, Stephen, 21	WV	31:24:55	1997	
Simmons, Stephen, 22	WV	30:48:39	1998	
Sims, Natalie, 37	TN	28:31:24	2011	
Singleton, Alan, 46	CA	31:17:30	2011	
Sisler, Grant, 30	CA	25:37:11	2007	2SR
Slater, Jack, 39	CA	21:59:00	1986	
Slater, Jack, 40	CA	23:54:25	1987	
Slater, Jack, 41	CA	21:40:05	1988	
Slater, Jack, 42	CA	21:20:17	1989	
Slater, Jack, 43	CA	21:45:14	1990	
Slater, Jack, 44	CA	23:51:26	1991	
Slater, Jack, 45	CA	23:53:18	1992	
Slater, Jack, 46	CA	26:47:30	1993	
Slater, Jack, 47	CA	26:55:46	1994	
Slater, Jack, 48	CA	31:44:58	1995	Eagle



Norman Richardson, 2005



Rafael Arcero, 2003



Stephanie Ehret, 2006


Sloan, Tom, 40	CA	24:58:26	1988	
Sloan, Tom, 41	CA	23:21:08	1989	
Smit, Margaret, 34	MT	32:25:50	1989	
Snipes, David, 43	VA	30:30:00	2011	
Snow, Sabin, 48	AZ	29:31:34	1990	
Soares, Justin, 21	OR	27:47:29	2000	
Solis, Raymond, 38	CA	32:14:33	1994	
Solis, Raymond, 41	CA	31:51:07	1997	
Solish, Al, 36	CA	27:33:00	1986	
Soltész, Michael, 41	CA	28:48:40	1997	
Solverson, Kelly, 35	CA	27:38:36	2005	
Sorensen, Lorraine, 53	CA	31:39:24	2003	Buffalo
Sorensen, Stuart, 56	CA	32:30:30	2001	
Spaeth, Laura, 28	CA	29:47:24	1990	
Spaulding, David, 36	HI	31:05:40	1990	
Spector, Josh, 37	CA	23:14:06	2010	
Speers, Brent, 45	CA	31:25:06	2003	
Speers, Brent, 47	CA	31:35:06	2005	
Speers, Brent, 50	CA	29:05:12	2008	
Speers, Brent, 51	CA	28:10:24	2010	
Speers, Brent, 53	CA	30:26:24	2011	
Spelt, Sarah, 41	CA	31:50:33	2000	
Spelt, Sarah, 45	CA	31:44:30	2004	
Spencer, Caroline, 38	WI	32:04:15	2000	
Spencer, Douglas, 36	CA	29:43:52	1994	
Spencer, Douglas, 37	CA	31:28:04	1995	W4,LGR6
Spencer, Douglas, 38	CA	22:08:53	1996	
Spencer, Douglas, 39	CA	21:17:53	1997	
Spencer, Douglas, 41	CA	22:25:25	1999	Horse
Spencer, Douglas, 48	CA	28:38:28	2006	
Spykerman, John, 30	CA	30:17:41	1995	
Spykerman, John, 32	CA	30:52:13	1997	
Spykerman, John, 35	CA	30:40:37	2000	
Spykerman, John, 36	CA	31:05:24	2001	
Squires, John,	CA	32:38:44	1987	
Stafford, Frederick, 39	WA	30:44:20	1996	
Stauda, John-Mark, 26	AZ	21:56:18	1991	
Stein, Jeff, 40	CA	28:03:00	2006	
Stenzel, William, 26	CA	25:37:31	2000	
Stephens, Mike, 41	CA	31:31:23	1999	
Stephens, Mike, 43	CA	31:47:24	2001	
Stephens, Mike, 45	CA	30:07:24	2003	
Stephens, Mike, 45	CA	31:45:12	2005	
Stephens, Mike, 48	CA	32:36:22	2006	
Stephens, Mike, 50	CA	30:23:18	2008	
Stephens, Mike, 52	CA	30:57:06	2010	
Stephens, Mike, 53	CA	31:43:18	2011	
Stephens, Mike, 59	CA	29:38:10	2007	
Stephenson, Chris, 40	CA	26:46:30	2005	
Stermolle, Toni, 39	CA	27:58:11	1991	
Stern, Howie, 31	CA	29:46:24	2001	
Stern, Howie, 33	CA	29:43:12	2003	
Stern, Howie, 36	CA	30:52:33	2006	
Stern, Howie, 37	CA	31:20:24	2007	
Stern, Howie, 38	CA	31:10:06	2008	
Stern, Howie, 41	CA	31:30:24	2011	
Stevenson, Jeff, 48	CA	27:40:21	1994	
Stevenson, Jeff, 49	CA	31:04:48	1995	
Stevenson, Jeff, 50	CA	29:35:45	1996	
Stevenson, Jeff, 51	CA	31:36:01	1997	
Stevenson, Jeff, 59	CA	31:09:24	2005	
Stewart, Patrick, 35	CA	25:31:03	1997	
Stofko, Paul, 24	AZ	31:16:16	2000	
Stolen, Ernest, 58	AK	31:29:08	2007	

Strom, John, 45	NY	32:02:13	1987	
Strom, John, 49	NY	31:36:55	1989	
Su, Jeffery, 41	CA	32:37:18	2004	
Su, Jeffery, 43	CA	32:45:26	2006	
Sublett, Bill, 43	VA	31:31:24	2000	
Sullivan, Scott, 39	CA	32:06:10	1998	
Sullivan, Scott, 40	CA	31:13:32	1999	
Sullivan, Scott, 41	CA	31:26:49	2000	
Sullivan, Scott, 42	CA	29:14:12	2001	
Sullivan, Scott, 44	CA	31:22:24	2003	
Sullivan, Scott, 45	CA	32:14:24	2004	
Sullivan, Scott, 46	CA	31:07:36	2005	
Sullivan, Scott, 47	CA	30:47:33	2006	
Sullivan, Scott, 48	CA	30:04:47	2007	
Sullivan, Scott, 49	CA	31:17:06	2008	
Sundermeier, Ronda, 34	OR	31:59:36	2001	
Sundermeier, Ronda, 37	OR	26:06:12	2004	Cougar
Surdyk, John,	IL	29:10:51	1987	
Suter, Michael, 48	CA	29:11:44	1995	
Suter, Michael, 50	CA	27:59:22	1997	
Sutton, Dale, 46	CA	26:27:00	1986	
Sutton, Dale, 47	CA	24:44:30	1987	
Sutton, Dale, 56	CA	29:05:24	1995	
Swan, Jeff, 30	CA	31:53:21	2007	
Swanson, Grant, 56	CA	31:45:06	2008	
Swatt, Martha, 33	WY	25:06:00	1995	
Swiatkowski, Keith, 39	CA	30:07:24	2011	
Sybrowsky, Brandon, 22	UT	25:44:42	1993	
Szarfinski, Joan, 53	CA	30:04:00	1992	
Szekeresh, Bob, 46	CA	31:14:14	1993	
Szekeresh, Bob, 50	CA	31:30:19	1997	

T				
Takahashi, Kaoru, 32	NY	29:13:13	1999	
Tanaka, Mark, 43	CA	23:54:24	2010	
Tanimoto, Herb, 45	CA	29:59:34	1994	
Tannehill, Kenneth, 45	CA	31:20:30	2006	
Tanzer, Herb, 38	CA	23:51:02	1990	
Tavernini, Robert, 33	TX	30:49:39	2000	W4,LGR6
Taylor, Dana, 33	CA	22:29:28	1994	
Taylor, Doug, 47	NJ	29:31:34	1990	
Teal, Brent, 33	CA	23:34:08	2007	
Teal, Brent, 34	CA	23:23:06	2008	
Teal, Steve, 38	CA	30:52:36	2003	
Teichert, Jurgen, 32	GER	29:11:18	2000	
Tennison, Joseph, 25	CA	28:48:10	2006	
Tennison, Joseph, 26	CA	29:19:17	2007	
Thibeault, Gene, 49	CA	24:32:14	1995	
Thibeault, Suzi, 42	CA	31:12:28	1989	W4
Thomas, Michael, 33	CO	29:28:54	1995	
Thomas, Michael, 35	CO	29:21:40	1997	
Thomas, Robert, 37	CA	29:10:35	1993	
Thomas, Tracy, 38	CA	32:04:45	1999	
Thomas, Tracy, 39	CA	29:21:57	2000	
Thompson, Jeff, 38	CA	28:38:08	1989	
Thompson, Jeff, 39	CA	23:29:54	1990	
Thornley, Chris, 37	AZ	29:32:13	2007	
Thornley, Chris, 38	AZ	31:45:12	2008	
Thornley, Craig, 39	OR	22:31:18	2003	
Thornley, Craig, 42	OR	23:11:28	2006	
Tidmore, Paul, 42	TX	29:49:00	2011	
Tighe, Jarett, 44	VA	27:56:12	2011	
Timmermans, Lambert, 41	CA	30:38:06	2008	
Tincher, Jeffrey, 37	IN	31:28:12	1993	

Tinker, Nancy, 35	CA	27:09:17	1989	
Tinker, Nancy, 40	CA	25:44:48	1991	
Tinker, Nancy, 42	CA	26:17:59	1993	
Torrence, Ian, 25	NV	20:40:37	1997	
Torrence, Ian, 26	NV	20:52:21	1998	
Torrence, Ian, 27	NV	20:26:19	1999	10Pt Buck
Torrence, Ian, 31	NV	23:41:12	2004	
Torres, Carlos, 20	MEX	21:47:24	2005	Rams Hd
Trafecanty, Denis, 53	CA	23:37:09	1996	
Trafecanty, Denis, 54	CA	24:52:48	1997	Buffalo
Trafecanty, Denis, 58	CA	25:58:18	2001	
Trafecanty, Denis, 60	CA	26:45:12	2003	
Trahern, Eugene, 36	WA	30:39:50	1999	
Trahern, Eugene, 42	OR	31:47:36	2005	
Treder, Julie, 34	WI	29:46:36	2010	
Treister, Diana, 41	CA	32:19:24	2010	
Treister, Diana, 42	CA	32:10:36	2011	Rhino
Trevino, Mike, 25	CA	25:36:37	2000	
Triquart, Richard, 37	CA	31:48:00	2010	
Tse, Tin, 43	CA	32:34:18	2011	
Tucker, Donald, 32	UT	25:16:14	1989	
Tufts, Dick, 45	CA	29:19:35	1989	
Tufts, Richard, 42	CA	29:55:00	1986	
Tufts, Richard, 43	CA	28:30:24	1987	
Tuller, Robert, 26	CA	32:11:55	1990	
Tuller, Robert, 31	NY	30:50:36	1995	
Tuller, Robert, 35	NY	29:55:36	1999	W4,LGR6
Turner, David, 30	CA	32:12:46	1991	
Turner, David, 33	CA	27:25:31	1994	
Turon, Michael, 51	CA	30:56:24	1998	
Turon, Michael, 52	CA	31:03:00	1999	

U				
U'Ren, Jim, 35	CA	29:00:22	1988	
Uher, Will, 53	CA	30:26:09	1999	
Ulloa, Bob, 45	CA	29:10:42	1994	
Ulloa, Bob, 47	CA	26:48:33	1996	
Ulloa, Bob, 48	CA	30:36:26	1997	
Ulloa, Bob, 50	CA	30:58:58	1999	
Ulloa, Bob, 51	CA	27:07:07	2000	
Ulloa, Bob, 52	CA	31:34:24	2001	
Ulrich, Marshall, 38	CO	22:22:14	1989	LGR6
Urioste, Joanne, 43	NV	27:22:40	1995	Rhino
Urioste, Joanne, 44	NV	29:39:27	1996	
Urioste, Joanne, 46	NV	28:06:51	1994	
Utakis, Donna, 42	MA	27:04:30	2010	Rhino
V				
Val Verde, Al, 39	CA	25:58:11	1997	
Val Verde, Al, 40	CA	21:06:09	1998	Rhino
Val Verde, Al, 42	CA	23:24:32	2000	
Valdez, Arturo, 44	CA	28:55:06	2008	
Valdez, Arturo, 47	CA	27:33:12	2010	
Valdez, Arturo, 47	CA	29:48:24	2011	
Valinsky-Fillipow, Amelia, 38	CA	28:40:31	2007	
Van Buren, Roy, 46	MA	32:29:24	2008	
Van Buren, Roy, 48	MA	32:22:24	2010	
van de Water, Joe, 43	CA	26:39:30	2011	
Van Hoorne, Rick,	CA	31:52:43	1987	
Van Wicklin, David, 51	CA	27:07:12	2003	
Vance, Fred, 39	CO	28:28:47	1991	
Vance, Fred, 43	CA	26:54:20	1995	
Vance, Fred, 44	CA	28:39:00	1996	
Vandenburgh, Larry, 46	WA	25:34:42	2000	
Vander Stucken, Richard, 55	CA	28:27:23	1994	



Grant Sisler, 2007



Manuel Garcia, 2003



Carmela Layson, 2008

Vaughan, Eric, 48	CA	27:44:06	2008	
Vavrin, Michael, 24	CA	32:13:30	1997	
Velasco, George, 40	CA	32:46:10	1993	LGR6
Velasco, George, 41	CA	29:40:04	1994	
Velasco, George, 42	CA	31:34:42	1995	
Velasco, George, 43	CA	29:25:52	1996	
Velasco, George, 44	CA	32:50:40	1997	
Velasco, George, 45	CA	31:31:46	1998	
Velasco, George, 46	CA	32:52:22	1999	
Velasco, George, 47	CA	32:42:03	2000	
Velasco, George, 54	CA	32:37:50	2007	
Villeneuve, Raymond, 38	CDN	25:52:30	1992	
Villeneuve, Raymond, 39	CDN	32:39:16	1993	
Vitale, Leslie, 42	CA	26:39:08	1995	
Volkenand, Rob, 58	OR	30:46:38	1989	W4
Volkenand, Robert, 57	OR	25:21:16	1988	
Voltaggio, Sam, 49	TX	31:53:25	2000	

W				
Waddell, Tom, 48	CA	27:56:07	1994	
Wade, Brooks, 51	AK	31:04:46	1996	
Walczak, Paul, 40	NC	29:31:10	1996	
Walczak, Paul, 43	VA	31:36:39	1999	
Waldsmith, Gary, 50	CA	31:52:29	1991	
Walther, Harald, 43	CA	28:37:18	2008	
Walz, Bill, 37	CA	28:06:54	2007	
Wang, Gary, 27	CA	28:10:20	1995	
Ward, Ken, 44	OR	30:54:12	2001	
Ward, Ken, 51	OR	27:24:12	2008	
Warner, Roy, 31	CA	32:50:30	1990	LGR6
Washburn, Jeff, 49	MA	32:34:18	1999	
Webster, Larry, 56	WA	26:35:55	1989	
Weigt, Tom, 44	MN	32:07:09	1996	
Weigt, Tom, 48	MN	32:20:13	2000	
Weingaertner, Roger, 50	CA	30:10:56	1997	
Weiss, Austin, 30	CO	29:39:04	1993	
Weiss, Chrissy, 43	CA	27:53:06	2004	
Weiss, Xy, 44	CA	31:47:36	2005	
Weiss, Xy, 45	CA	31:03:27	2006	
Weisshaar, Hans-Dieter, 59	GER	28:48:55	1999	Rams Hd
Weisshaar, Hans-Dieter, 60	GER	29:53:37	2000	W4,LGR6
Weisshaar, Hans-Dieter, 65	GER	32:33:06	2005	
Weisshaar, Hans-Dieter, 66	GER	31:41:02	2006	Rams Head
Weisshaar, Hans-Dieter, 67	GER	30:34:45	2007	
Welch, Donald, 39	CA	25:10:21	2007	
Welch, Donald, 40	CA	27:07:18	2008	
Welch, Donald, 43	CA	27:25:18	2010	
Welch, Kathy, 39	CA	27:44:40	1992	

Welker, Max, 50	WA	30:47:28	1992	
Werth, Dennis, 49	CO	27:54:21	1991	
Werth, Donald, 47	CO	30:15:48	1989	
West, Ralph,	CA	23:02:04	1987	
Westergaard, Danny, 31	CA	23:29:32	1990	
Westergaard, Danny, 35	CA	27:36:03	1994	
Westergaard, Danny, 36	CA	29:35:17	1995	
Westergaard, Danny, 45	CA	28:17:18	2004	
Westergaard, Danny, 46	CA	27:42:30	2005	
Weston, Willard, 46	CA	29:55:06	2007	
Weston, Willard, 47	CA	28:22:06	2008	
Weston, Willard, 49	CA	28:47:36	2010	
Whaley, Jim, 41	CA	29:30:10	1988	
Whitaker, Tom, 32	CA	27:40:55	2007	
White, Micah, 37	CA	23:52:09	2000	
White, Micah, 38	CA	22:48:24	2001	
White, Micah, 41	CA	27:03:06	2004	
Whiting, Floyd, 51	NV	31:17:13	1992	W4, LGR5
Whyte, Pat, 41	CA	22:57:07	1989	
Wieneke, Mark, 54	CA	32:19:18	2005	
Wilde, Douglas, 39	CA	29:51:56	1992	
Wilis, Scott, 27	CA	29:43:16	1989	
Wilkie, Jose, 30	KY	30:38:57	1993	
Wilkie, Jose, 33	KY	28:33:20	1996	
Wilkie, Jose, 36	KY	30:29:44	1999	
Williams, Dan, 52	CA	23:14:30	2001	
Williams, Dan, 54	CA	26:54:18	2003	
Williams, Dan, 59	CA	30:09:01	2008	
Williams, Don, 34	AZ	29:26:26	1999	
Williams, Glen, 26	CA	32:02:24	1987	
Williams, Glen, 28	CA	29:50:37	1989	
Williams, Jamie, 45	CA	23:51:57	1994	
Willis, Scott, 25	CA	31:52:07	1987	
Willis, Scott, 26	CA	31:38:07	1988	
Willis, Scott, 28	CA	30:53:57	1990	
Willis, Scott, 29	CA	27:59:15	1991	
Willis, Scott, 30	CA	30:38:37	1992	
Willis, Scott, 33	CA	29:24:38	1995	
Wilson, Daniel, 49	CO	31:40:46	2007	
Winter, Ted,	CA	27:44:08	1987	
Winter, Thomas, 39	CA	25:08:37	1987	
Winter, Thomas, 42	CA	23:23:09	1990	
Winter, Tom, 45	CA	22:54:40	1994	
Winters, Ted, 48	CA	26:09:00	1986	
Winton, Hal, 61	CA	30:12:32	1992	W4, LGR5
Wojno, Randy, 47	CO	28:08:43	2007	
Wood, Blake, 37	NM	22:50:38	1995	

Wood, Blake, 38	NM	23:36:16	1996	
Wood, Blake, 52	NM	29:23:12	2010	
Wood, Heather, 24	NM	29:23:12	2010	
Wood, Jeannie, 35	CA	31:56:00	1986	
Wood, Mark, 44	WI	32:04:16	2000	
Woods, Doug, 45	CA	28:14:30		
Worswick, Jonathan, 34	CA	21:27:32	1997	
Wright, Gary, 37	WA	32:52:46	1988	
Wright, Gary, 39	WA	31:05:01	1990	
Wright, Gary, 41	WA	32:18:35	1992	
Wright, Gary, 43	WA	29:57:37	1994	
Wright, Gary, 44	WA	31:11:57	1995	
Wright, Gary, 46	WA	32:27:34	1997	
Wright, Gary, 47	WA	32:00:03	1998	
Wright, Gary, 49	WA	32:36:43	2000	
Wright, Phil, 46	CA	29:54:19	1990	
Wright, Phil, 47	CA	30:13:33	1991	
Wright, Phil, 48	CA	31:11:03	1992	
Wright, Phil, 55	CA	31:54:10	1999	
Wu, Julie, 29	CA	30:40:12	2003	

YZ				
Yates, Carl, 64	CA	32:08:30	1991	
Yates, Carl, 67	CA	30:59:08	1994	
Young, J. R., 44	CA	32:21:03	2003	
Young, Wendy, 47	CA	32:00:24	2003	
Young, Wendy, 50	CA	32:33:35	2006	
Zaayer, Todd, 26	CA	29:11:11	1988	
Zagnoli, Lora, 38	CA	32:18:23	2000	
Zalokar, Fred, 29	NV	28:59:14	1989	
Zamudio Jr., Victor, 33	GA	32:26:24	2008	
Zatorski, Jerry, 42	CA	29:46:36	2005	
Zicker, Gary, 40	NV	32:35:12	1991	
Zicker, Gary, 45	NV	32:14:54	1996	
Zicker, Gary, 46	NV	28:50:02	1997	
Zillmer, Paulette, 29	AZ	23:47:12	2011	Ram
Zimmerman, Ross, 39	AZ	32:44:42	1992	
Zirbel, Glen, 59	CA	32:18:44	1990	LGR5
Zwarkowski, Cheryl, 51	CA	28:52:06	2010	
Zychowski, Stan, 43	CA	32:04:04	1991	
Zychowski, Stan, 44	CA	32:12:35	1992	
Zychowski, Stan, 46	CA	31:48:07	1994	
Zychowski, Stan, 48	WY	32:01:17	1996	
Zychowski, Stan, 52	CO	31:39:11	2000	

10. Trail Work, post-Station Fire



Idle Hour Trail, before repair. Idle Hour trail work, summer 2010. Scott Mills, SD100 RD is on the left in the hole with BSA leader Rich Hoesley etc. photo by Hal Winton

The 2010 Angeles Crest 100 rose out of the ashes of the Station Fire. Last September's Station Fire burned 40% of the Angeles National Forest in one of the largest forest fires in Los Angeles County's history. It was followed by record winter rains creating large run off in the burn areas where most of vegetation that would have held the runoff was gone. After the soil dried out and stabilized, the Forest Service began plowing the fire roads and access roads so the volunteers could drive through the burn area to begin clearing the trails.

Gradually, we repaired the most damaged trails: El Prieto, Silver Moccasin, PCT from Three Points and the Idlehour Trail where

we had a large washed out ravine, which we rebuilt using steel posts, fence and wire netting. Without the hard work done by 122 AC100 Trail Maintenance Volunteers the race would not have happened.

District Ranger Mike McIntyre agreed to give us our Special Use Permit for this year's race through 15 miles of the Station Fire burn area (still closed to the public) because of the hard work performed by 122 AC100 trail maintenance volunteers. If the AC100 volunteers did not clear the 15 miles of trails through the burn area, the Forest Service would not have given us our Special Use Permit to put on the 2010 race.

Those not close to the race had a hard

time believing that we could pull it off. There were rumors that the race would be cancelled. However patience and hard work paid off in the end. In the closing days before race weekend, the USFS became more optimistic (because AC100 volunteers cleared the 15 mile section) and signed our Special Use Permit two days before race weekend. The temperature dropped dramatically two days prior to race weekend. In fact, we had thundershowers two days before the race dropping the temperature further.

There was a new army of mostly new faces every work party. Besides the Boy Scout leader Rich Hoesley who directed



Idle Hour Trail, after repair. In back line: Dave Cambell is 2nd from left side in blue, 4th from left is Scott Mills and Elijah Liao is top middle in white shirt and grey hat with BSA leader Rich Hosely 3rd from right side. Idle Hour trail work, summer 2010. photo by Hal Winton

the building of the containment (fence posts and welded wire and mesh) wall for us. These metal emplacements will not burn up like the wooden Sutter Walls.

There were too many new people to know all their names. The gals listed on my sign in sheet are Kate Martini Freeman, Kelley Puckett, Sarah Ullrich, Shannon Hurt and Keira Henninger(not in pic).

We had 36 volunteers that day repairing the washout and fixing the badly damaged tread. They also did brushing where not burned off from the Sam Merrill checkpoint over to, and down to the stream crossing in the easterly direction towards the Idlehour checkpoint.

To give you an idea of how we pulled it off, the trail work locations and attendance are as follows for 2010.

El Prieto: 35 volunteers at a disaster, (Howard Okamoto of the USFS did not think we could fix it), but runners are tough animals.

Silver Moccasin: 31 volunteers at (Charlton Rd to Shortcut check point)

Three Points to Sulfur Springs: 20 volunteers.

West end Idlehour: 36 volunteers at washout and tread repair/brushing and some on Sunset Trail.

They all worked very hard in 2010 to have a race (it paid off).

2010 Trail Work totals: 122 trail workers (some repeats, some not entered).

—Hal Winton






Group portrait at Shortcut Saddle. AC100 Trail volunteers, between Charlton Flats and Shortcut Saddle in the burned-over Angeles Crest of the San Gabriel Mountains. April 16, 2011. In this photo in random order, by no means complete: Adaberto Mendoza, Maggie Beach, Ruperto Romero, Jorge Pacheco, Benjamin Gaetos, George Puente Velasco, Howie Stern, Eric F. Kajiwara, Ted Liao, Jack Cheng, Mieko Morita, Keith Swiatkowski, Dominic Grossman, Marisol Martinez, Diana Treister, Vinnie Torres, Andrew Beauchamp, Dan Lehnberg, Hal Winton, and Andrew Foote. Thanks to Diana Triester for helping tag this image on the AC100 Facebook page.



Jorge Pacheco and Thomas Crawford.



Maggie Beach



Idle Hour trail, looking north towards Sam Merrill, 2011



Just above the Idle Hour Checkpoint, 2011

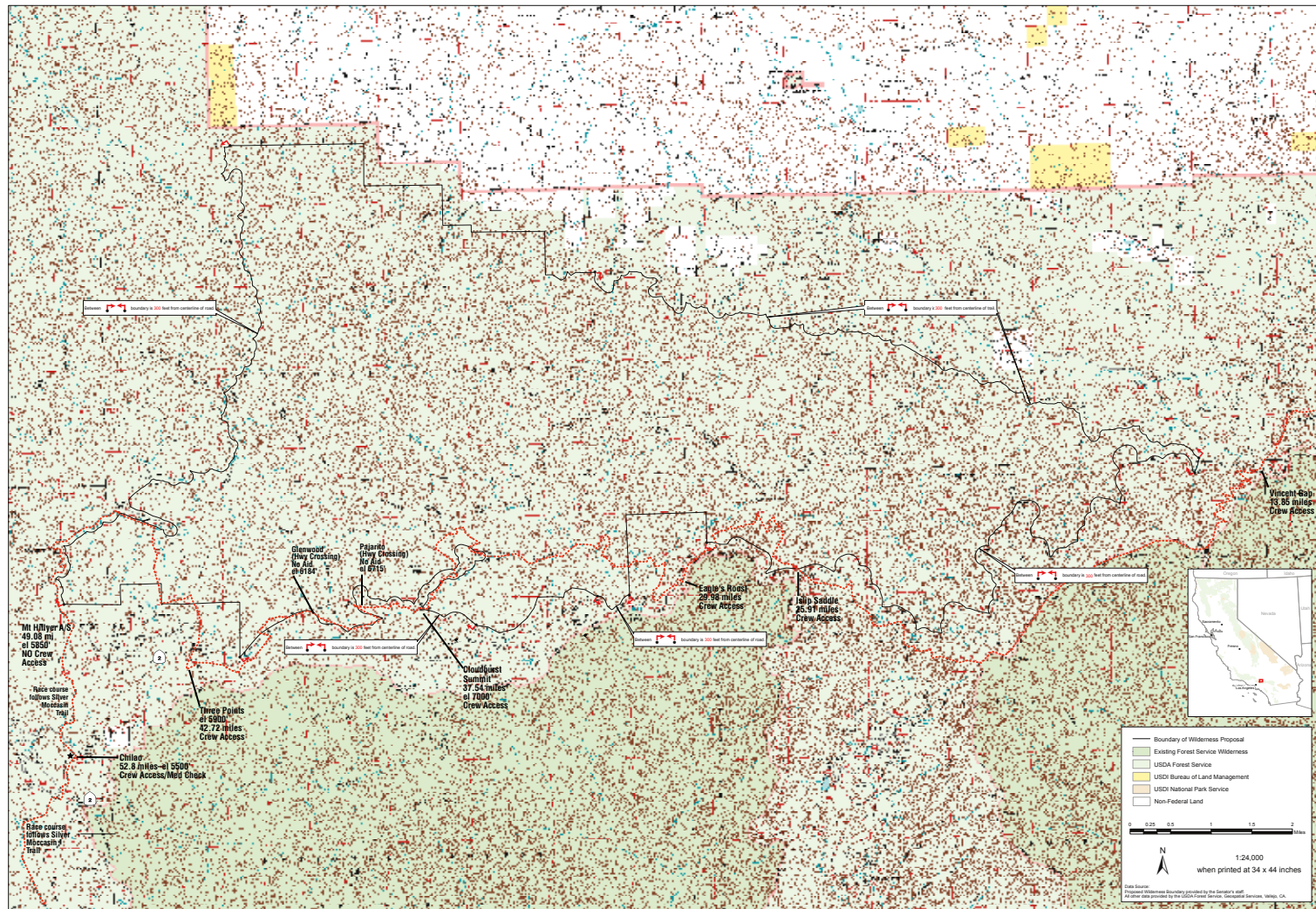


Hal Winton, heading down into Idle Hour Cyn.

11. The AC100 and the Pleasant View Ridge Wilderness Problem

Angeles Crest 100-Mile Endurance Run
Route From Mt Baden-Powell to Chilao Flats
with approaches to Shortcut Saddle

Pleasant View Ridge Proposed Wilderness
Angeles National Forest
This map prepared at the request of Senator Boxer, December 16, 2008



Map showing Wilderness designation, and AC100 Race course. February, 2011

The AC100 was facing two access problems in recent years. First, the closure of the Pacific Crest Trail (PCT) in Cooper Canyon due to the Yellow Legged Mountain Frog critical habitat study (2007), and the recent designation of the Pleasant View Ridge (PVR) Wilderness in 2009.

The Angeles National Forest (ANF) US Forest Service (USFS) Wilderness Manager let us know that the FS rules for the Pleasant View Wilderness would exclude the AC100 run from passing through the demarcated area.

We now have wilderness on both sides of Hwy 2. We went to work on a solution to this problem immediately. A way was needed to keep our run course on the PCT on less than 10 miles of the wilderness, extending from from Islip Saddle (26 miles) to Sulfur Springs camp (46 miles).

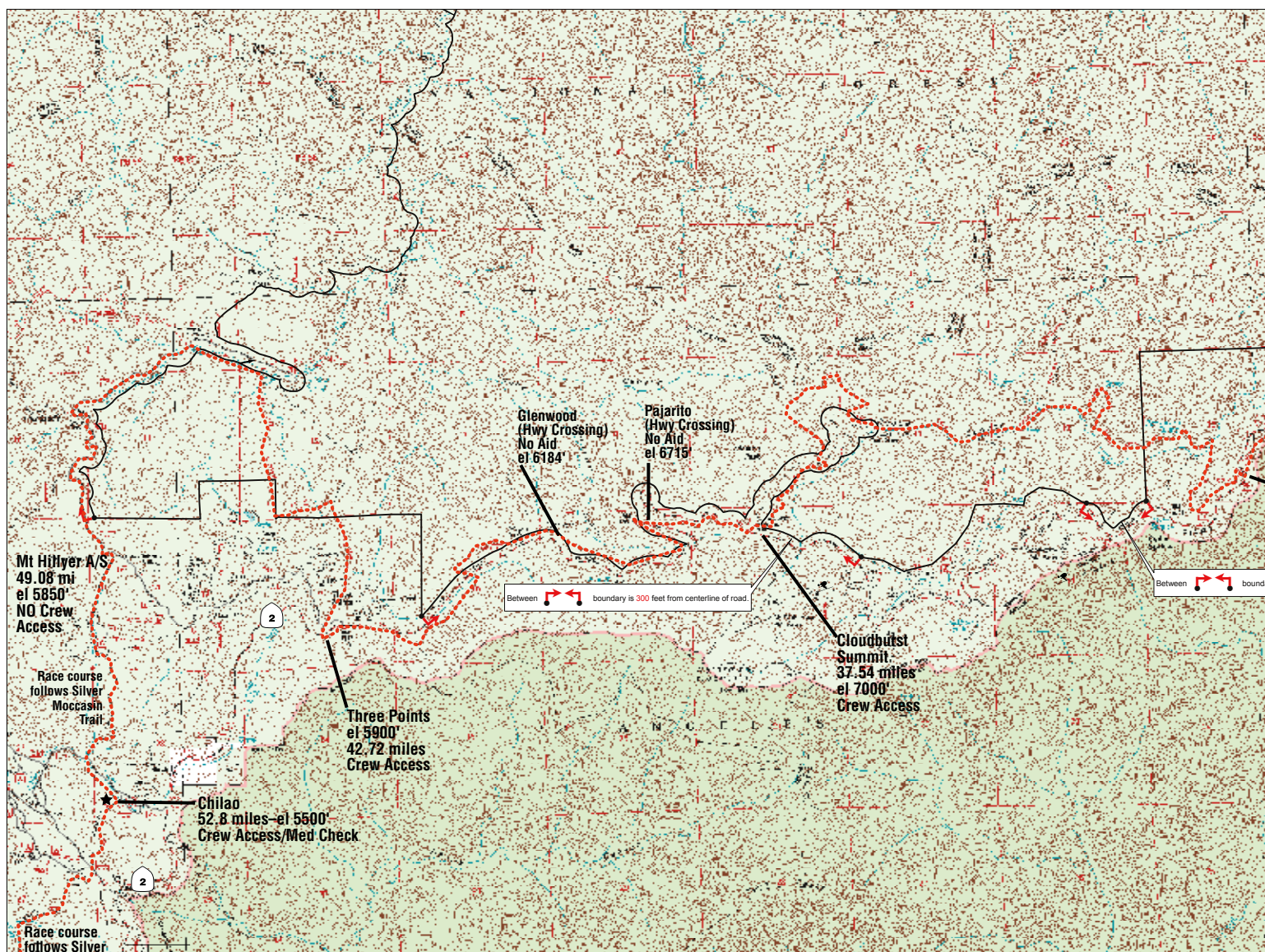
We remembered that the Western States Endurance Run/Tevis Cup Ride had a similar problem with the Granite Chief Wilderness Area in 1984, which affected four miles of the

WSER100 course.

To illustrate the scope of the situation, To quote Bryon Powell, writing in "Racing and Politics: Trail running races in Wilderness Areas" (Running Times Magazine/December 2009)

In the U.S., wilderness areas are federal lands administered under the Wilderness Act of 1964 that are managed more conservatively than other federal lands. Such areas can be independent of other federal designations or be a portion of another federal land designation such as a national park, national monument, national forest, etc. There is no single agency that governs wilderness areas. Rather, agencies such as the National Park Service (NPS), Bureau of Land Management, Fish and Wildlife Service, and U.S. Forest Service oversee these lands.

The Wilderness Act severely restricts the use of designated lands, barring "commercial enterprises," permanent roads, and except as needed for the administration of the land, all temporary roads, the use of motor vehicles, motorized equipment, or mechanical transport, and any structure or installation within the area. It also provides guidance as to how the federal agencies should administer them: "These [wilderness areas] shall be administered for the use and enjoyment of the American people in such manner as will leave them unimpaired for future use and enjoyment as wilderness, and so as to provide for the protection of these areas, [and] the preservation of their wilderness character." According to Rossmann, who is also a land-use attorney, while the NPS was originally



Detail of Map showing Wilderness designation, and AC100 Race course. February, 2011

flexible about allowing trail races to pass through wilderness areas, the Forest Service barred organized activities on the basis that solitude was an integral part of the wilderness experience. This stance of the Forest Service struck at the heart of American ultrarunning when the California Wilderness Act of 1984 created the Granite Chief Wilderness Area, an area that included four miles of the Western States 100 course.

This led us to attorney Tony Rossman (Land/Water Use), ultrarunner and long time trail advocate. Rossman was willing to write language for our AC100 Run alongside the WSER text for a congressional bill.

Rossman also recommended that we get support from Congressman Buck McKeon (R-Santa Clarita), the author/sponsor of the original bill. McKeon and Bob Haueter, his chief of staff, drafted the original PVR Wilderness

Heritage bill, which was rolled into Senator Boxer's 2009 Omnibus Wilderness bill. In conversation Bob was fully supportive of the AC100, as long as Senator Boxer's people were agreeable.

Tony Rossman sent our large detailed colored map, showing clearly the PCT/AC100 course in the PVR Wilderness along its southern boundary, to Senator Boxer's office. This map was forwarded to Boxer's California Director Tom Bohigian in Fresno for him to resolve. After Tom got up to speed we talked and he was also fully supportive of our cause. He is also looking into a simpler way by an administrative solution to the matter.

We've kept our the Los Angeles River Ranger District (LARRD) Ranger Mike McIntyre (who issues our special use permit for the run) informed all along the way. He agrees with what we are doing, and that we have good reason to believe that the AC100 will be allowed to use the

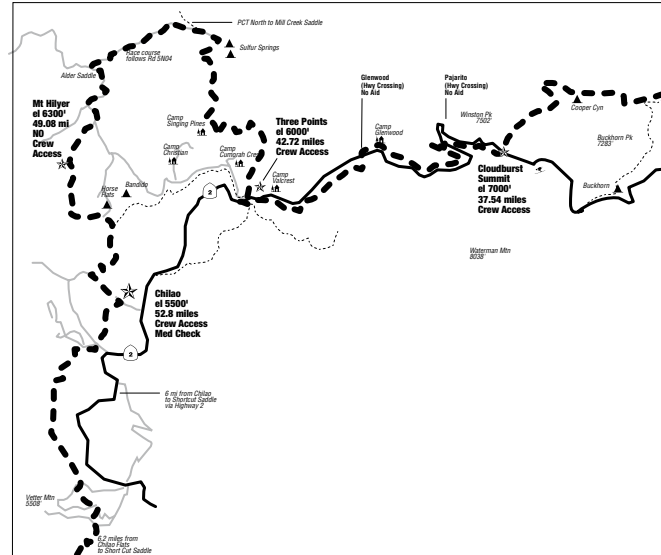
PCT/AC100 course in the PVR Wilderness, as we have since 1986.

The AC100 run and organization is now 25 years old, with hundreds of volunteers of all kinds and skills on race weekend. The AC100 Run also brings dollars into our local communities for transportation systems, lodging and supplies. AC100 runners/volunteers/trail workers help maintain the forest trails (~1,000 hrs/yr on our run course alone), which is a huge plus with the USFS.

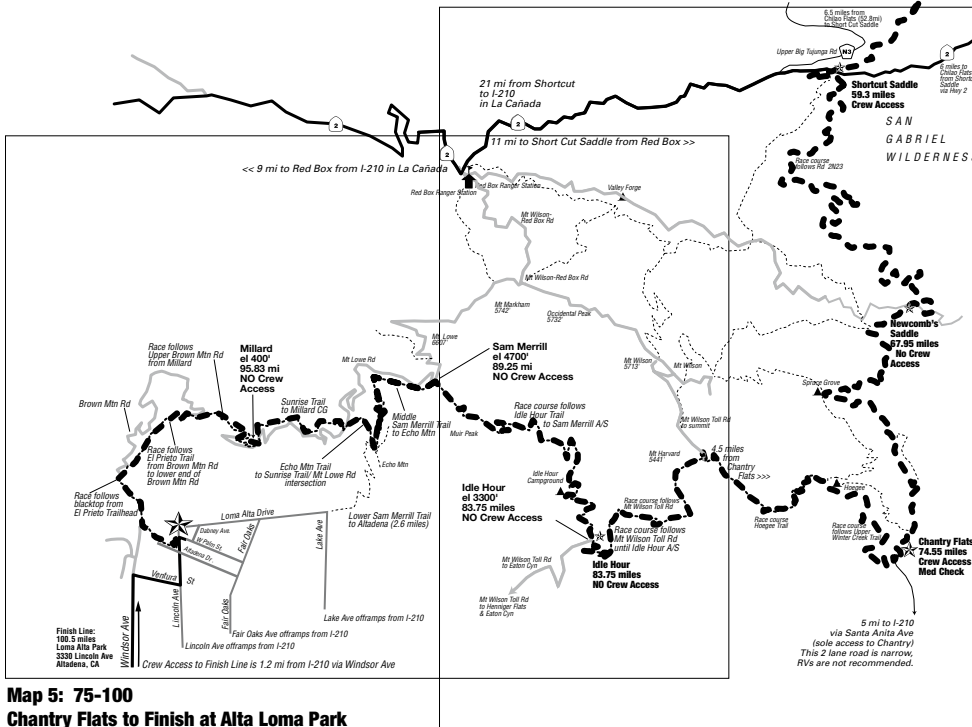
In summary: the Run has become a recognized and valued contribution to recreation and the economies on the Angeles Crest, and in foothill communities of the San Gabriel Mountains in the Angeles National Forest. We are working hard at all levels to continue the AC100 run as it has been in the forest since 1986, and into the future years.

12. Course Maps

Race Course Overview Map




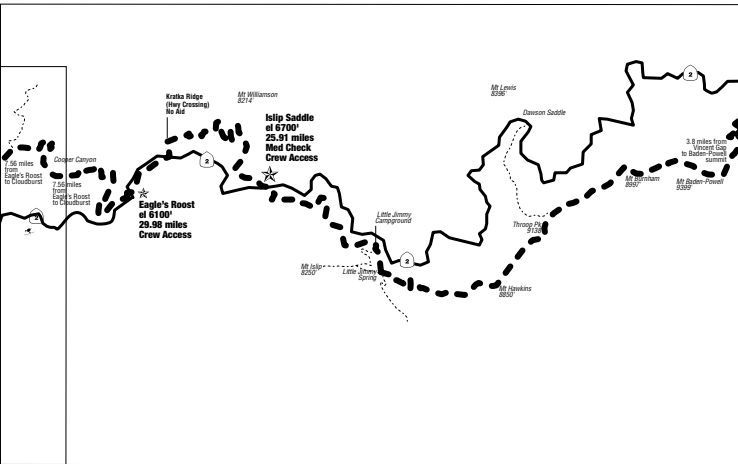
**Map 3: Mile 30-52
Eagle's Roost to Chilao**



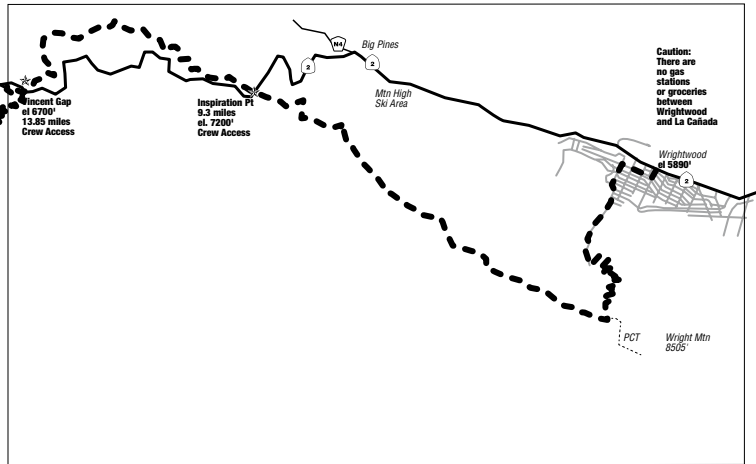
**Map 4: Mile 59-75
Shortcut Saddle to Chantry Flats**

**Map 5: 75-100
Chantry Flats to Finish at Alta Loma Park**


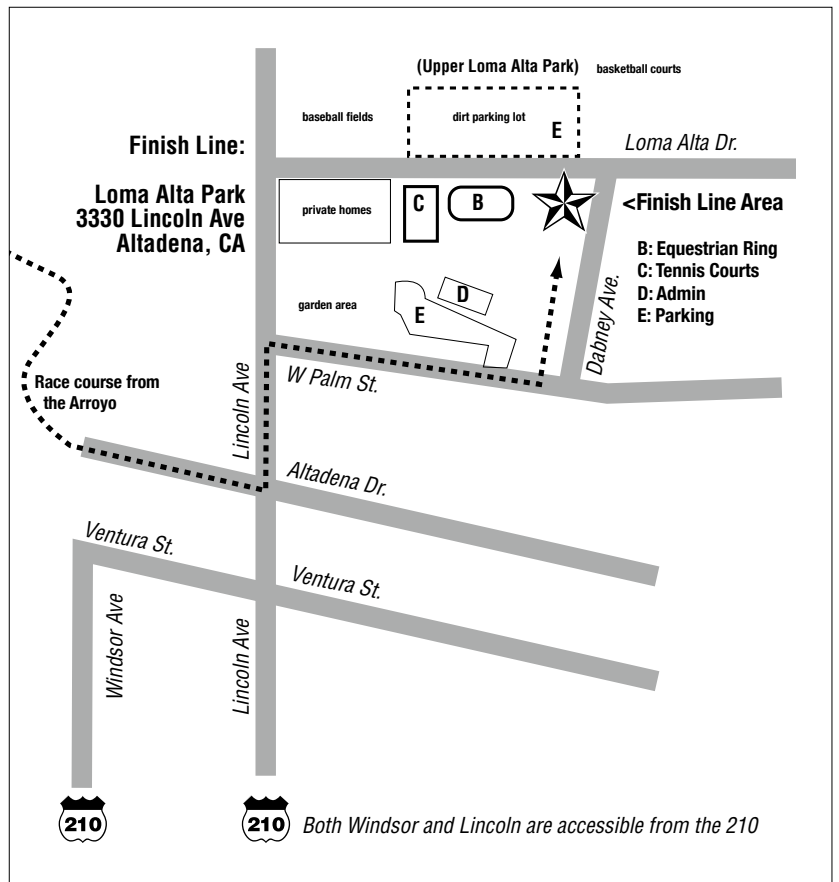




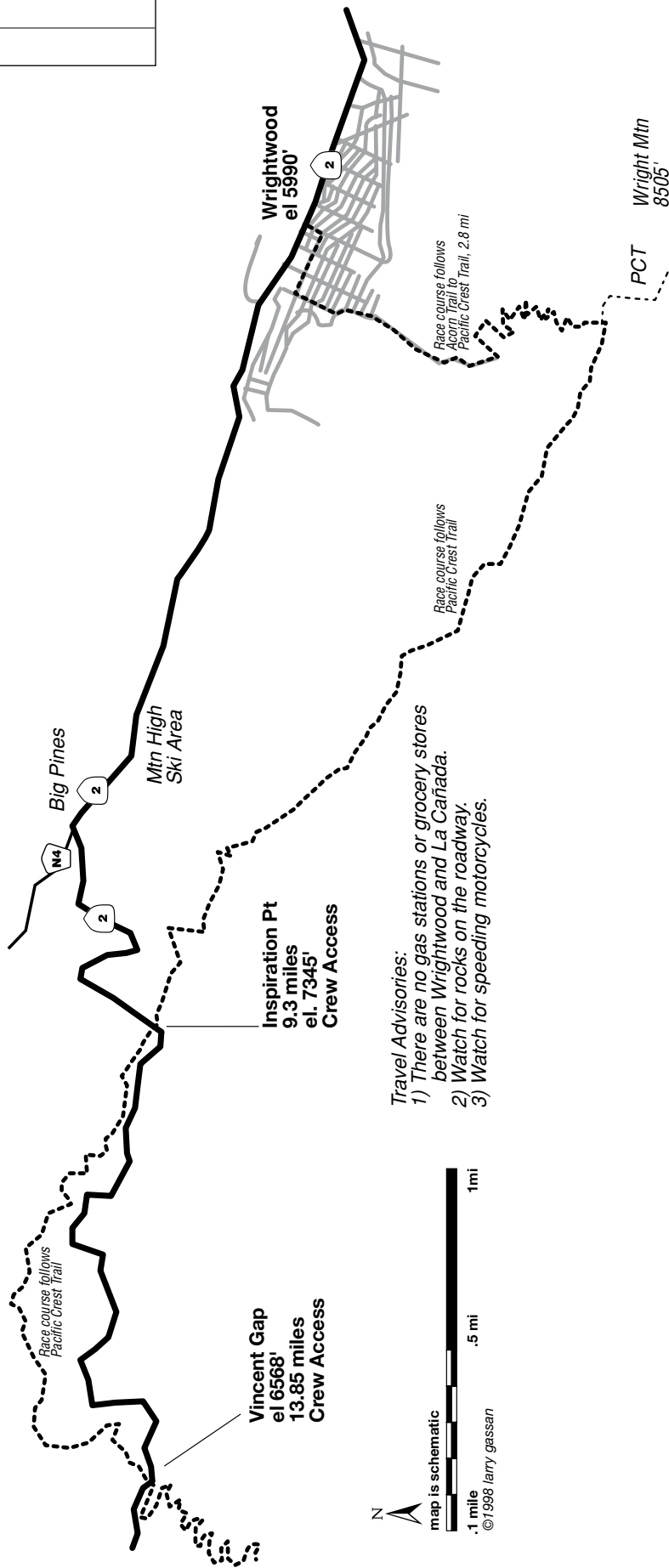
**Map 2: Mile 14-30
Vincent Gap to Eagle's Roost**



**Map 1: Mile 0-14
Wrightwood to Vincent Gap**

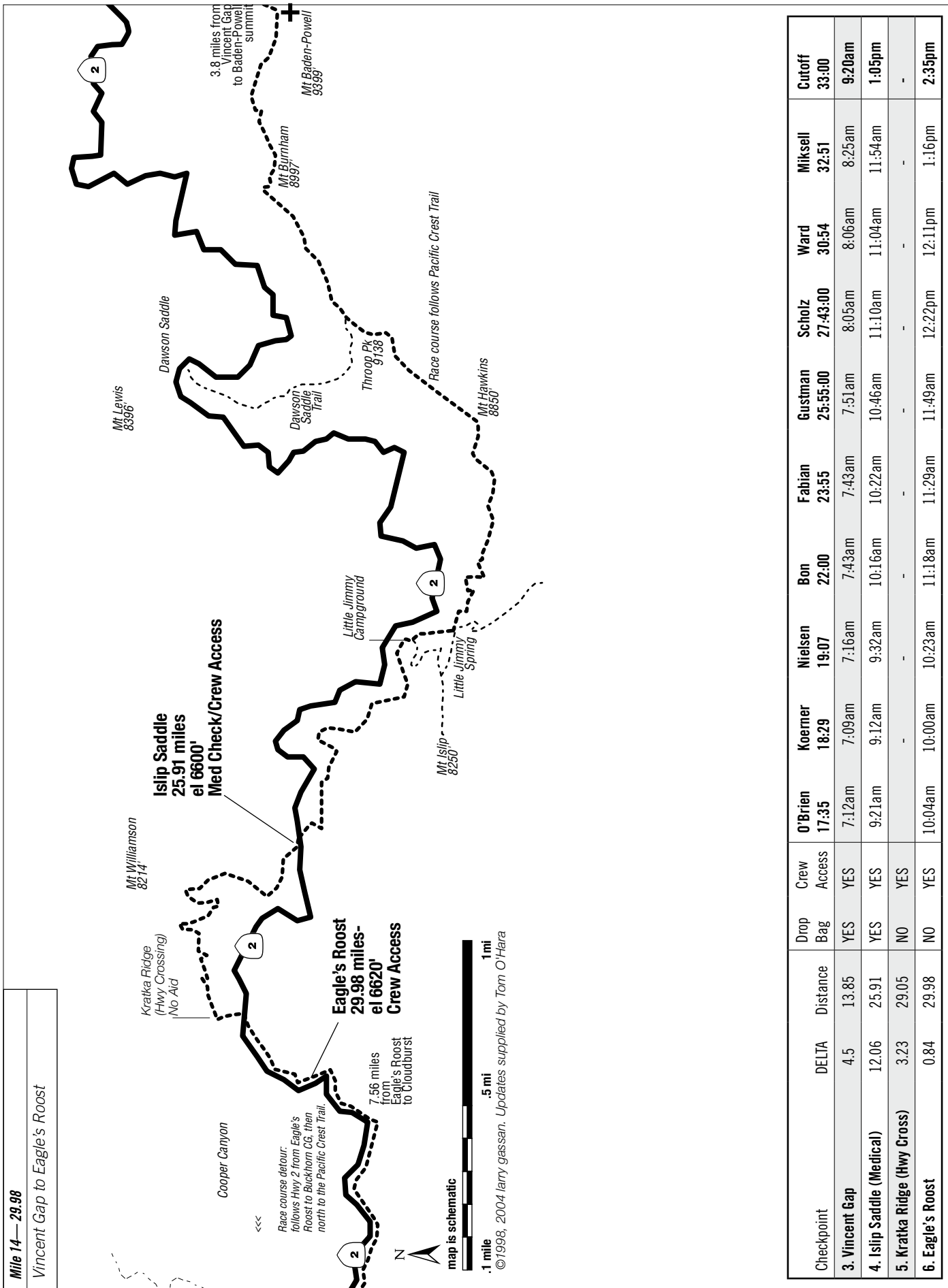


Mile 0—13.85
 Start to Vincent Gap



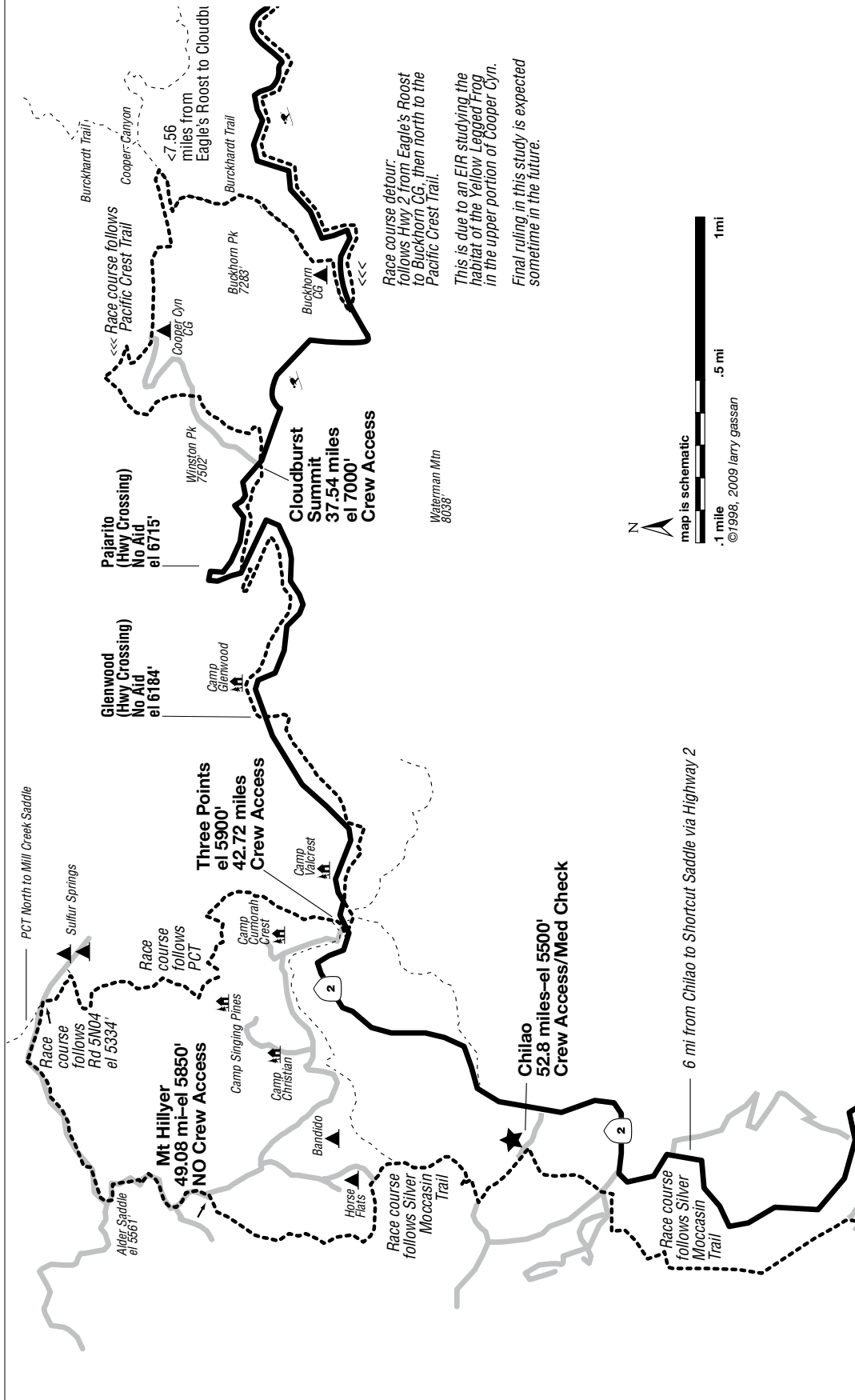
Travel Advisories:
 1) There are no gas stations or grocery stores between Wrightwood and La Canada.
 2) Watch for rocks on the roadway.
 3) Watch for speeding motorcycles.

Checkpoint	DELTA	Distance	Drop Bag	Crew Access	O'Brien	Koerner	Nielsen	Bon	Fabian	Gustman	Scholz	Ward	Miksell	Cutoff
1. Wrightwood	0		NO	YES	17:35	18:29	19:07	22:00	23:55	25:55:00	27:43:00	30:54	32:51	33:00
2. Inspiration Point	9.3	9.3	NO	YES	6:33am	6:33am	6:41am	6:55am	6:57am	7:03am	7:10am	7:14am	7:24am	8:15am
3. Vincent Gap	4.5	13.85	YES	YES	7:12am	7:09am	7:16am	7:43am	7:43am	7:51am	8:05am	8:06am	8:25am	9:20am



Mile 29.98 — 52.8

Eagle's Roost to Chiliao



Race course detour: follows Hwy 2 from Eagle's Roost to Buckhorn CG, then north to the Pacific Crest Trail.

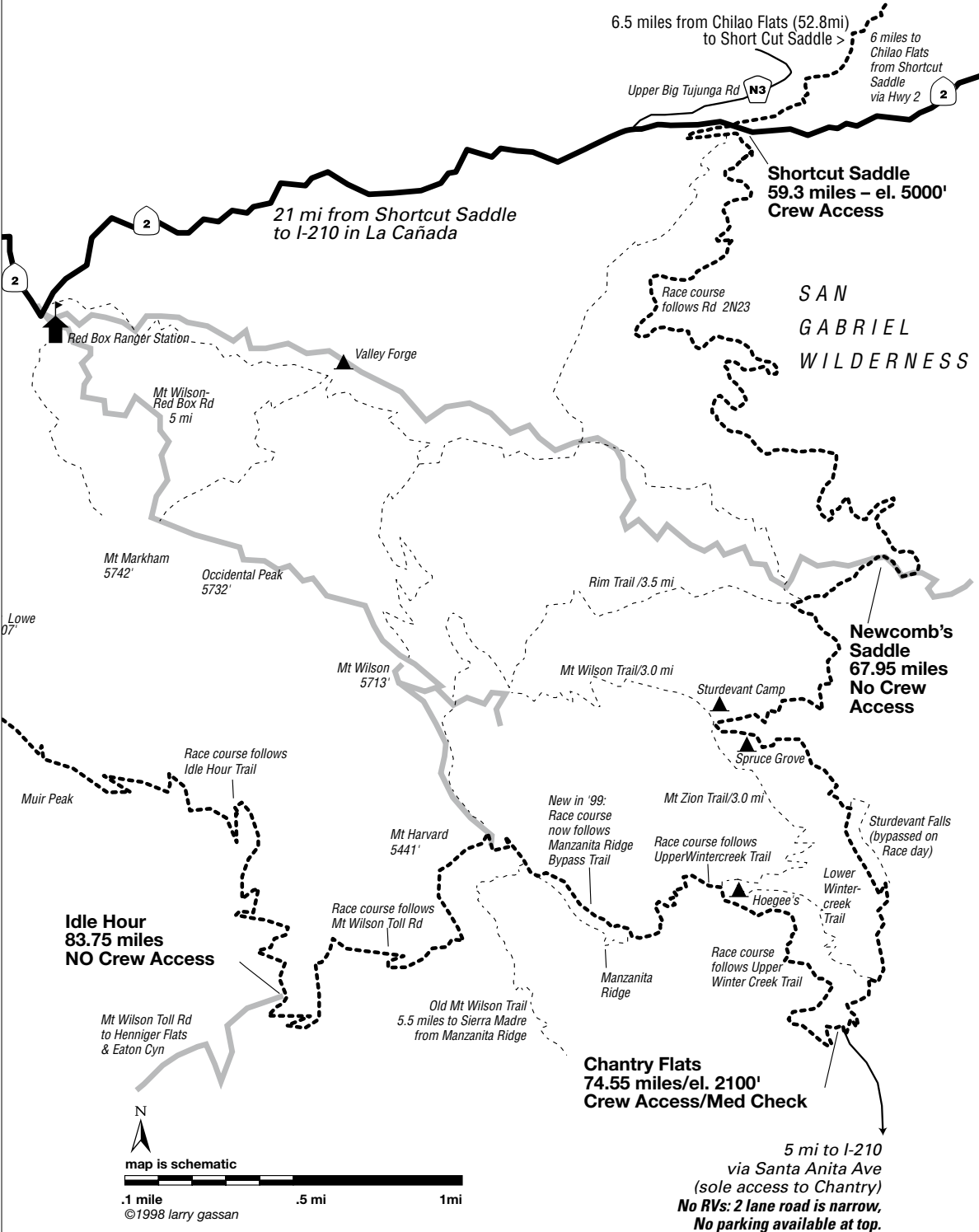
This is due to an EIR studying the habitat of the Yellow Legged Frog in the upper portion of Cooper Cyn.

Final ruling in this study is expected sometime in the future.

Waterman Mtn
8038'

Checkpoint	DELTA	Distance	Drop Bag	Crew Access	O'Brien	Koerner	Nielsen	Bon	Fabian	Gustman	Scholz	Ward	Miksell	Cutoff
7. Cloudburst Summit	7.56	37.54	YES	YES	11:12am	11:20am	11:55	12:57pm	1:19pm	1:39pm	2:25pm	2:11pm	3:46pm	33:00
8. Pajarito (Hwy Cross)	0.83	38.37	NO	YES	-	-	-	-	-	-	-	-	-	4:30pm
9. Glenwood (Hwy Cross)	2.06	40.4	NO	YES	-	-	-	-	-	-	-	-	-	-
10. Three Points	2.29	42.72	YES	YES	11:52am	12:05pm	12:41pm	1:56pm	2:23pm	2:33pm	3:38pm	3:20pm	5:32pm	6:00pm
11. Mt Hillyer	6.36	49.08	YES	NO	12:50pm	1:06pm	13:51pm	3:17pm	3:44pm	4:01pm	5:02pm	4:53pm	7:17pm	8:00pm
12. Chiliao (Medical)	3.72	52.8	YES	YES	1:30pm	1:48pm	2:33pm	4:04pm	4:38pm	4:58pm	5:58pm	6:09pm	8:48pm	9:10pm

Mile 59.3 — 83.75
 Shortcut Saddle to Idle Hour

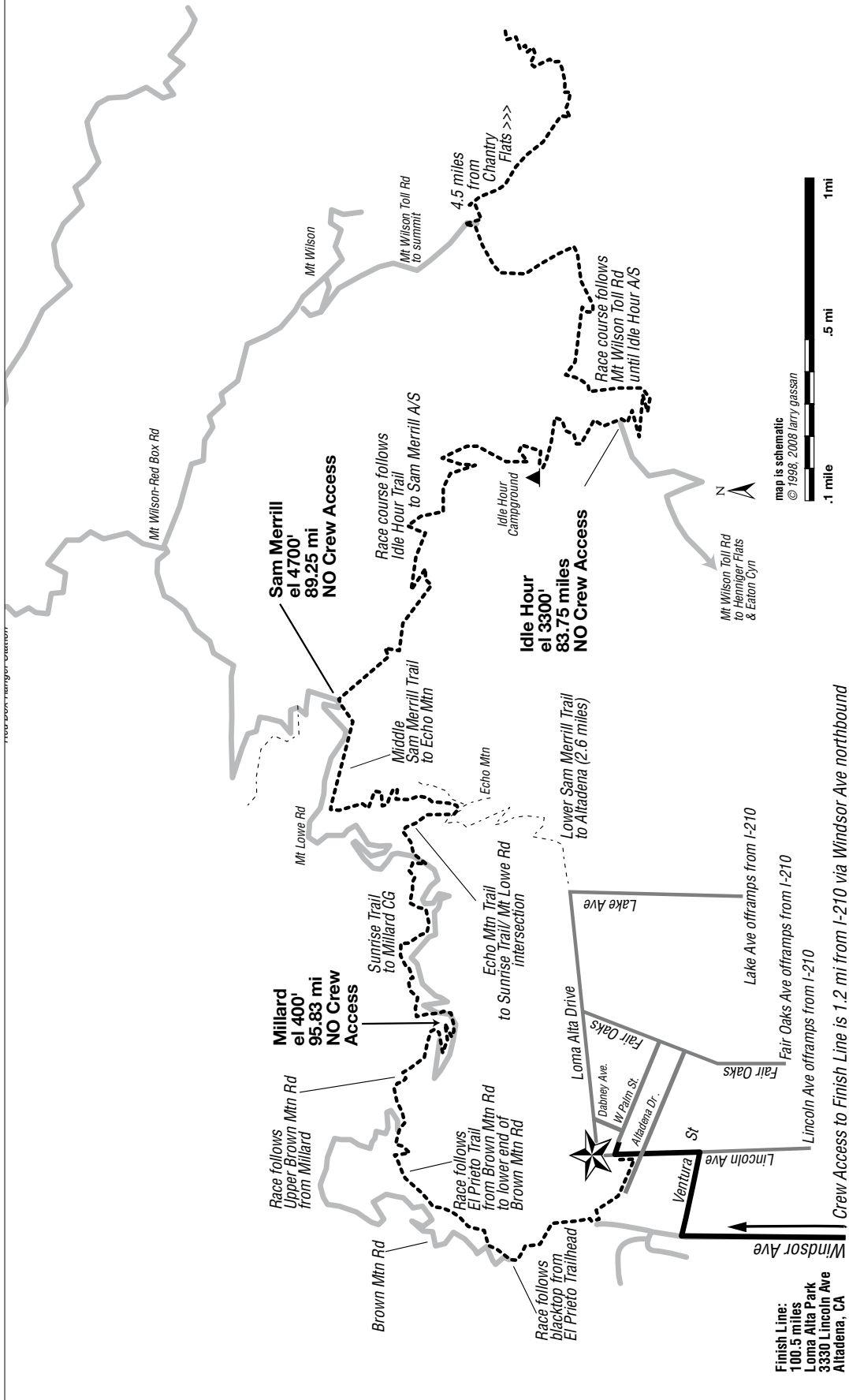


Checkpoint	DELTA	Distance	Drop Bag	Crew Access	O'Brien	Koerner	Nielsen	Bon	Fabian	Gustman	Scholz	Ward	Miksell	Cutoff
13. Shortcut Saddle	6.5	59.3	NO	YES	17:35	18:29	19:07	22:00	23:55	25:55:00	27:43:00	30:54	32:51	33:00
14. Newcomb's Saddle	8.65	67.95	YES	NO	2:34pm	4:43pm	5:29pm	7:11pm	7:53pm	8:52pm	10:15pm	10:47pm	1:47pm	3:00am
15. Chantry Flats (Medical)	6.6	74.55	YES	YES	4:59pm	6:02pm	6:40pm	8:35pm	9:55pm	10:48pm	12:18am	2:13am	4:40am	5:25am

5 mi to I-210 via Santa Anita Ave (sole access to Chantry)
 No RVs: 2 lane road is narrow, No parking available at top.

Mile 83.75—100

Idle Hour to Loma Alta Park (Finish)



Checkpoint	DELTA	Distance	Drop Bag Access	Crew Access	O'Brien	Koerner	Nielsen	Bon	Fabian	Gustman	Scholz	Ward	Miksell	Cutoff
15. Chantry Flats (Medical)	6.6	74.55	YES	YES	17:35	18:29	19:07	22:00	23:55	25:55:00	27:43:00	30:54	32:51	33:00
16. Idlehour Trail	9.02	83.75	YES	NO	6:59pm	8:01pm	8:43pm	11:00pm	12:32am	1:46am	3:34am	6:13am	8:23am	8:45am
17. Sam Merrill Trail	5.5	89.25	YES	NO	8:23pm	9:28pm	10:07pm	12:50am	2:22am	3:49am	5:48am	8:34am	10:45am	11:20am
18. Millard Campground	6.58	95.83	YES	NO	9:32pm	10:41pm	11:19pm	2:08am	4:01am	5:50am	7:40am	10:35am	12:38pm	1:20pm
19. Finish Line	4.7	100.53*	YES	YES	10:35pm	11:29pm	12:07am	3:00am	4:55am	6:55am	8:43am	11:54am	1:51pm	2:00pm

Finish Line:
100.5 miles
Loma Alta Park
3330 Lincoln Ave
Altadena, CA

Crew Access to Finish Line is 1.2 mi from I-210 via Windsor Ave northbound

Windsor Ave
Lincoln Ave
Fair Oaks Ave offramps from I-210
Lake Ave offramps from I-210

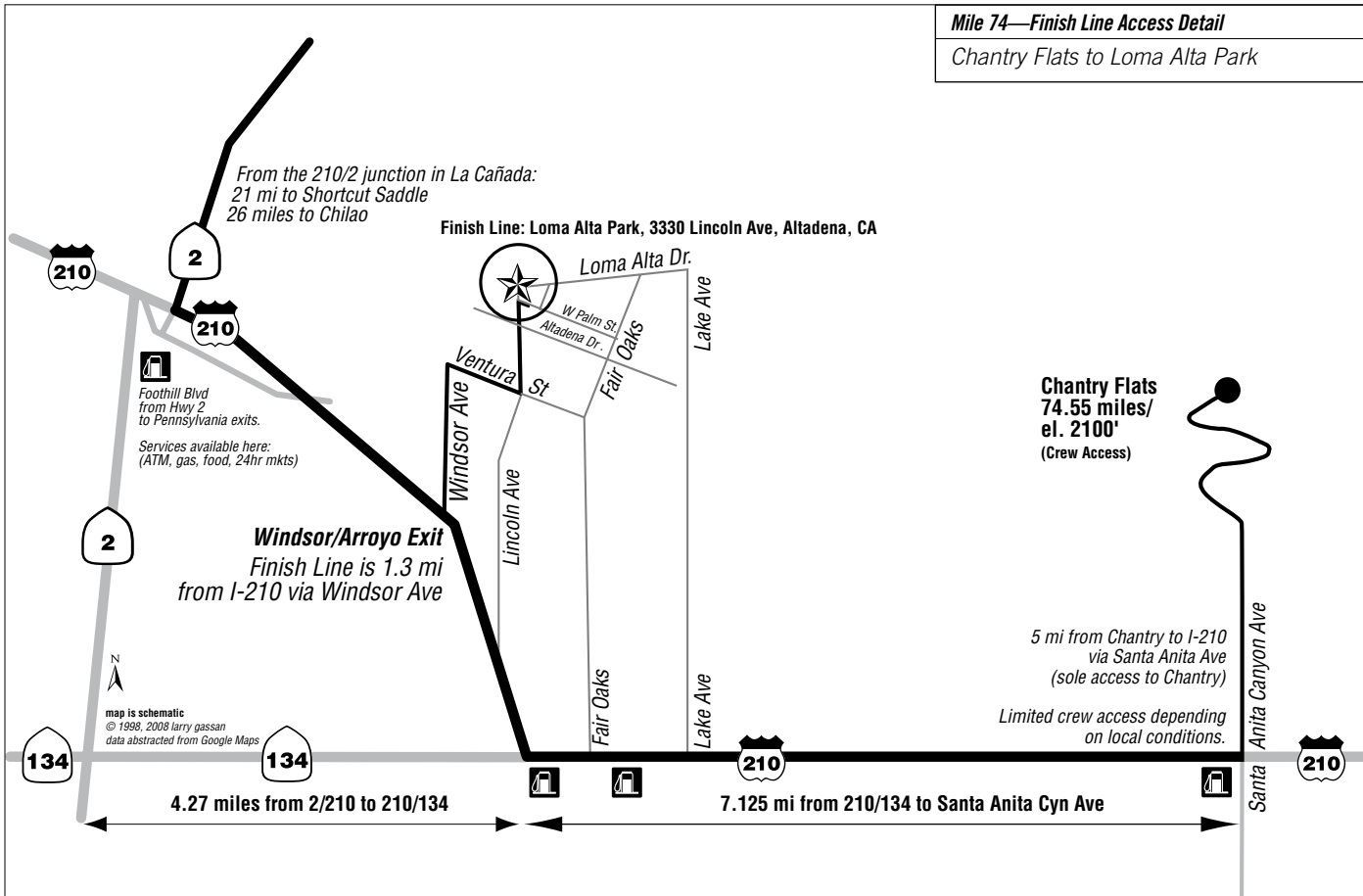
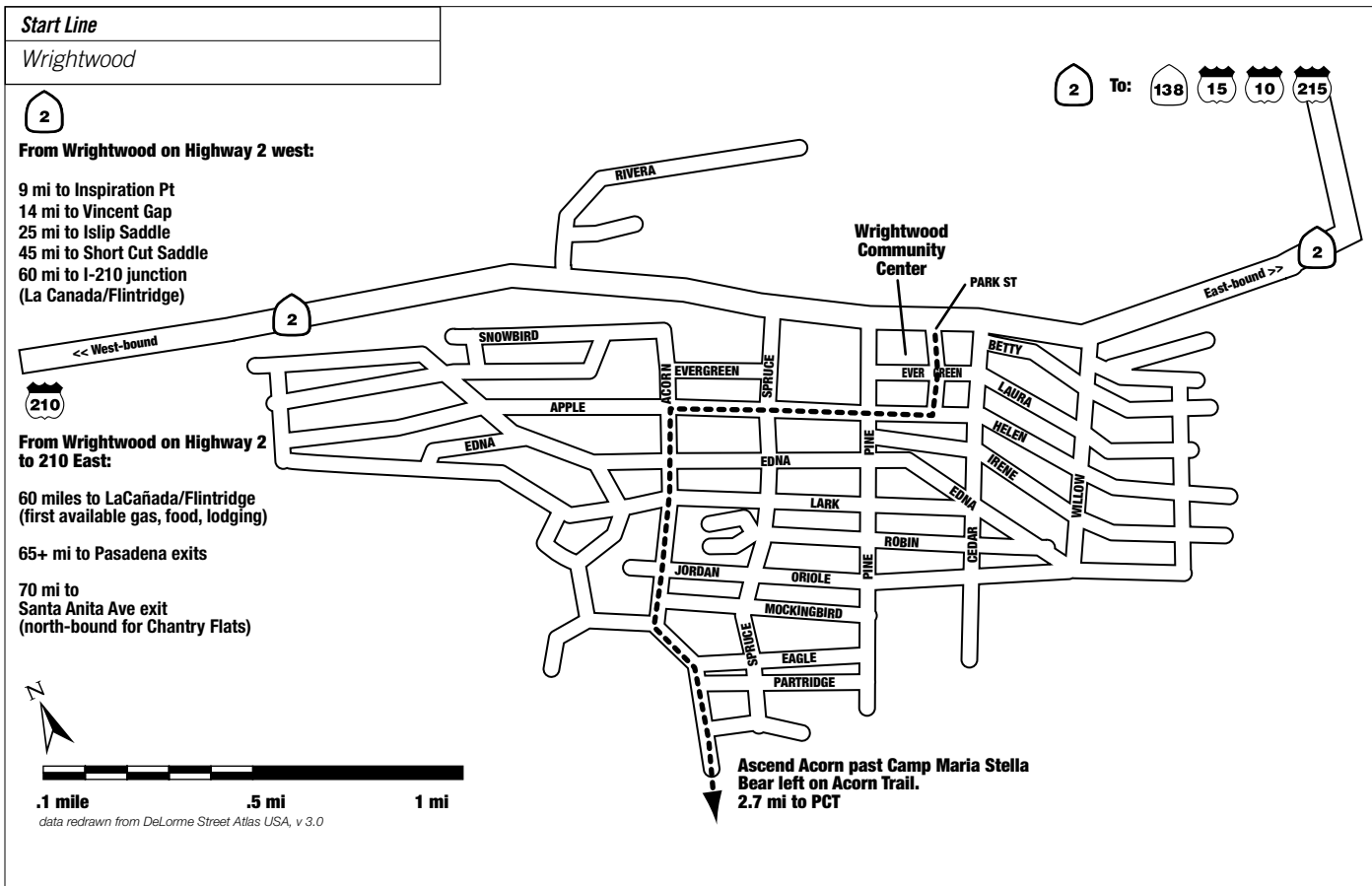
Loma Alta Drive
Fair Oaks
Dabney Ave.
W Palm St.
Altadena Dr.

Race follows backtop from El Prieto Trailhead
Race follows El Prieto Trail from Brown Mtn Rd to lower end of Brown Mtn Rd
Race follows Upper Brown Mtn Rd from Millard
Brown Mtn Rd
Sunrise Trail to Millard CG
Echo Mtn Trail to Sunrise Trail/ Mt Lowe Rd intersection
Lower Sam Merrill Trail to Altadena (2.6 miles)
Middle Sam Merrill Trail to Echo Mtn
Idle Hour Campground
Race course follows Idle Hour Trail to Sam Merrill AVS
Race course follows Mt Wilson Toll Rd until Idle Hour AVS
4.5 miles from Chantry Flats >>>
Mt Wilson
Mt Wilson Toll Rd to summit
Mt Wilson Toll Rd to Hemmer Flats & Eaton Cyn

Sam Merrill
el 4700'
89.25 mi
NO Crew Access

Idle Hour
el 3300'
83.75 miles
NO Crew Access

Millard
el 400'
95.83 mi
NO Crew Access



Wrightwood**Wrightwood Chamber of Commerce**

PO Box 416, Wrightwood, CA 92397
(760) 249-4320.
www.wrightwoodchamber.org

A Rhinestone Rose BnB

5194 Lone Pine Canyon Rd
Wrightwood, Ca.
www.rhinestoneroserose.com
760.912.3838

Canyon Creek Inn

6059 Pine St., Wrightwood, CA 92397
(760) 249-4800
www.canyoncreekinn.com

The Harrisons

Joyce Harrison
(760) 249-6827
P.O. Box 105
Wrightwood, CA 92397
<http://www.wrightwoodcalif.com/accommodations/harrison.htm>

Mt View Motel

PO Box 458, 1098 Highway 2
Wrightwood, CA 92397.
(760) 249-3553.
9 units that sleep up to 5.

Pines Motel

6045 Pine, Wrightwood, CA 92397
(760) 249-9974.
<http://www.pinescabin.com/>

Wrightwood Sales and Rental

PO Box 951, Wrightwood, CA 92397
(760) 249-3339.
Cajon Pass/Wrightwood adjacent

Victorville/Hesperia**Ambassador Hotel**

15494 Palmdale Rd
Victorville, CA 92392
(760) 245-6565
ambassadorvictorville.com

Best Western

317 US Highway 138
Phelan, California, 92371-4809
(Cajon Pass, approximately 5 miles east
of Wrightwood at I-15 and Highway 138.
1-806-BWCAJON
<http://book.bestwestern.com/bestwestern/advSearch.do>

Budget Inn

14153 Kentwood Blvd
Victorville, CA 92392
(760) 241-8010
highdesertbudgetinn.com

Comfort Suites Victorville

12281 Mariposa Rd.
Victorville, CA 92395
(760) 245-6777
comfortsuites.com

Days Inn Victorville

15401 Park Avenue East
Victorville, CA 92392
(760) 241-7516
(760) 887-0931
daysinn.com

Econo Lodge

11976 Mariposa Road
Hesperia, CA 92345
(760) 949-1515
www.econolodge.com

Economy Inn

15822 Mojave Drive, Victorville, CA 92394
(760) 241-0075

Hawthorn Suites Hotel By Hyatt

11750 Dunia Road
Victorville, CA 92392
(760) 949-4700
(760) 963-3475 - Mobile
hawthorn.com

Hilton Garden Inn Victorville

(760) 952-1200
12603 Mariposa Road,
Victorville, CA
hiltongardeninn.com

Holiday Inn Express

9750 Keypointe Ave
Hesperia, CA 92345
(760) 244-7674
www.hiexpress.com

Howard Johnson Victorville

16868 Stoddard Wells Rd.
Victorville, CA 92392
(760) 243-7700
(760) 243-4423 - Fax
hojo.com

Motel 6 Victorville

16901 Stoddard Wells Road
Victorville, CA 92394
(760) 243-0666
(760) 243-2554 - Fax
motel6.com

Quality Inn & Suites Green Tree Victorville

14173 Green Tree Blvd
Victorville, CA 92395
(760) 245-3461
qualityinn.com

Red Roof Inn Victorville, CA

13409 Mariposa Road
Victorville, CA 92392
(760) 553-8010- Fax
(760) 241-1577
(800) 843-9999
redroof.com

Sunset Inns of America

15765 Mojave Drive
Victorville, CA 92394
(760) 243-2342

Travel Inn & Suites

14998 7th street
Victorville, CA 92395
(760) 245-8627
travelvictorville.com

Victorville Travelodge

12175 Mariposa Rd
Victorville, CA 92395
(800) 578-7878
(760) 241-7200
(760) 241-1163 - Fax
travelodge.com

Pasadena**Pasadena Convention & Visitor Center Bureau**

(626) 795-9311.
Chamber of Commerce
117 East Colorado Boulevard
Pasadena, CA 91105
(626) 795-3355 fax: (626) 795-5603
<http://www.pasadenacal.com/>

Artists' Inn

1038 Magnolia Street
South Pasadena, CA 91030
(626) 799-5668
www.artistsinns.com

Bissell House

201 Orange Grove Avenue
South Pasadena, CA 91030
(626) 441-3535
www.bissellhouse.com

Comfort Inn

400 S. Arroyo Pkwy
Pasadena, CA 91105.
(626) 405-0811 fax: (626) 796-0966
(3 miles from the Rose Bowl)
www.comfortinn.com

Doubletree Hotel

191 North Los Robles Avenue
Pasadena, CA 91101
(626) 792-2727
fax: (626) 304-0373
Doubletree.Hilton.com

Hilton

150 South Los Robles Avenue
Pasadena, CA 91101
(626) 577-1000, fax: (626) 584-3148
www.hilton.com

Holiday Inn

303 Cordova Street
Pasadena, CA 91101
(626) 449-4000, fax: (626) 584-1390

Mira-Monte Hotel

127 South El Molino Avenue
Pasadena, CA 91101
(626) 796-2685

Pasadena Hotel Old Towne B & B

76 North Fair Oaks Avenue
Pasadena, CA 91103
(626) 568-8172

Pasadena Inn

400 South Arroyo Pkwy
Pasadena, CA 91105
(626) 795-8401, fax: (626) 577-2629
www.oldpasadenainn.com

Holiday Inn Express-Colorado Boulevard

3500 East Colorado Boulevard
Pasadena, CA 91107
(626) 792-1363, fax: (626) 792-9213

Regal Inn Motel

3800 East Colorado Boulevard
Pasadena, CA 91107
(626) 449-4743
regalinnmotel.com

Ritz-Carlton Huntington Hotel

1401 South Oak Knoll Avenue
Pasadena, CA 91106
(626) 568-3900, fax: (626) 792-4192
langhamhotels.com

Saga Motor Hotel

1633 East Colorado Boulevard
Pasadena, CA 91106
(626) 795-0431
fax: (626) 792-0559
thesagamotorhotel.com

Vagabond Inn (2 locations)

1203 East Colorado Boulevard
Pasadena, CA 91106
(626) 449-3170, fax: (626) 577-8873
vagabondinn-pasadena-hotel.com

Vagabond Inn

2863 East Colorado Boulevard
Pasadena, CA 91107
(626) 449-3020

Glendale**American Motel**

1541 East Colorado Street
Glendale, CA 91205
(818) 242-5572

Bell Motor Hotel

1130 East Colorado Street
Glendale, CA 91205
(818) 956-7179

Best Western Inn

123 West Colorado Street
Glendale, CA 91204
www.bestwestern.com/best.html
(818) 247-0111, fax: (818) 545-9393

Chariot Inn Motel

1118 East Colorado Street
Glendale, CA 91205
(818) 507-9600
chariotinn.com

Days Inn

450 Pioneer Drive
Glendale, CA 91203
(818) 956-0202
fax: (818) 502-0843
daysinn.com

Homestead Studio Suites Hotel

100 West Glenoaks Boulevard
Glendale, CA 91202
(818) 956-5466
fax: (818) 551-4088
homesteadhotels.com

Econo Lodge

1437 East Colorado Street
Glendale, CA 91205
(818) 246-8367
econolodge.com

El Rio Motel

1515 East Colorado Street
Glendale, CA 91205
(818) 243-3157

Glendale Motel

1523 East Colorado Street
Glendale, CA 91205
(818) 243-7126

Manhattan Motel

1523 East Colorado Street
Glendale, CA 91205
(818) 244-8195

Maryland Hotel

202 East Wilson Avenue
Glendale, CA 91206
(818) 241-3121

La Crescenta Motel (May-Lane Motel)

2413 Foothill Boulevard
La Crescenta, CA 91214
(818) 248-1294

Rodeway Inn Regalodge Glendale

200 West Colorado Street
Glendale, CA 91204
(818) 246-7331
rodewayinn.com

Vagabond Inns

120 West Colorado Street
Glendale, CA 91204
(818) 240-1700
fax: (818) 548-8428
http://www.vagabondinn-glendale-california-hotel.com/

Map & Book References:

The following maps were used as primary references for the maps in the Race Book.

Trail Map of the Angeles Front Country,
Trail Map of the Angeles High Country

Both by Tom Harrison, and are used by USFS and NPS rangers. Simply the best available. <www.tomharrisonmaps.com.>

Google Maps

Lost? Must be MapQuest.

Los Angeles County Street Guide & Directory.

Thomas Bros. Maps. The one directory map-guide you'll ever need for LA County and Southern California.

Other Reference Books:

Trails of the Angeles: 100 Hikes in the San Gabriels by John W. Robinson. Colorful text, useless maps.

The Control of Nature, John McPhee.

Anthology of three brilliant essays, the final one illuminating the business of flood control, geology, and firefighting here in the San Gabriels.

Los Angeles: City of Four Ecologies

Rayner Banham. The iconoclastic granddaddy of looking at Los Angeles, and liking it.

AC100 Race Photos Wanted...

Send your own AC100-race photos to Larry Gassan for inclusion in future Race-Books. Please caption each photo with who, when, & where.

...and text & caption corrections

Send all corrections to Larry Gassan at <larry@larrygassan.com>

100 Miles in the Mountains — Comparing the Ups and Downs

We like to print course profiles in *UR* to give an idea of how severe the terrain is. While terrain is only one factor determining the overall difficulty — weather, altitude, footing, and availability of aid can all significantly add to or lessen the challenge — it still is the factor that somehow seems to linger the longest in our memories. The canyons at Western States, Leadville's Hope Pass, the climb to Sherman's Gap at Old Dominion, the first five miles at Wasatch, and the last thirty at Angeles Crest . . .

Usually we print just one profile at a

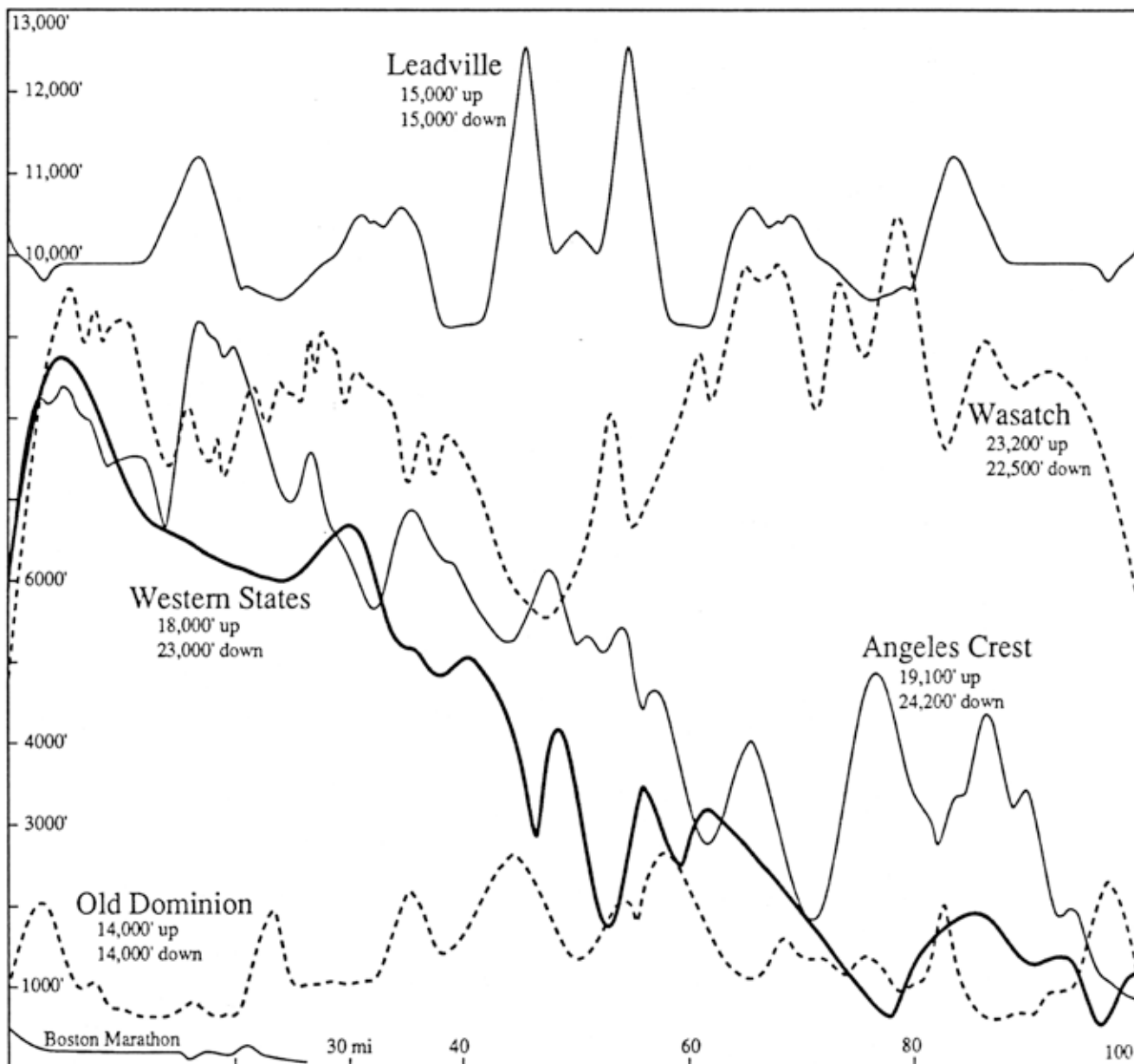
time, which makes it difficult to compare courses. So it seemed time to do several at once to see how they stacked up visually against each other. In addition, we've listed the climb and drop for each course. This is estimated of course (it depends on how many of the little "bumps" you count), but it does give a reasonably accurate total for the vertical.

The profiles look pretty impressive, both for the amount of climb and the amount of downhill running that you had best be trained for. They look even more impressive

when compared to a course commonly accepted to have some pretty tough hills — the Boston Marathon. Heartbreak Hill looks rather tame.


Finally, lest all you trail runners start looking down at road and track runners as a bunch of wimps, one more 100-mile course is actually represented on the chart. That's the New York 100 Mile course at Shea Stadium: flat and at sea level, just like the base line on the chart. And it is a course that over the years has had one of the lowest finishing rates of any ultra. Any track would be just as flat and just as easy, one might guess, but any 24-hour run will have evidence of runners who have suffered greatly.

Hills offer a change of pace and a change of the stresses on your body. Hard as hills may seem while you're doing them, they may actually make for an easier course.



15. Checkpoint Chart / Elevation Profile

AC100 Race Course Elevation Profile with primary landmarks. Major climbs shown as gradients at base



Checkpoint	DELTA	Distance	Drop Bag	Crew Access	O'Brien	Koerner	Nielsen	Bon	Fabian	Gustman	Scholz	Ward	Miksell	Cutoff
1. Wrightwood	0		NO	YES	17:35	18:29	19:07	22:00	23:55	25:55:00	27:43:00	30:54	32:51	33:00
2. Inspiration Point	9.3	9.3	NO	YES	6:33am	6:33am	6:41am	6:55am	6:57am	7:03am	7:10am	7:14am	7:24am	8:15am
3. Vincent Gap	4.5	13.85	YES	YES	7:12am	7:09am	7:16am	7:43am	7:43am	7:51am	8:05am	8:06am	8:25am	9:20am
4. Islip Saddle (Medical)	12.06	25.91	YES	YES	9:21am	9:12am	9:32am	10:16am	10:22am	10:46am	11:10am	11:04am	11:54am	1:05pm
5. Kratka Ridge (Hwy Cross)	3.23	29.05	NO	YES	-	-	-	-	-	-	-	-	-	-
6. Eagle's Roost	0.84	29.98	NO	YES	10:04am	10:00am	10:23am	11:18am	11:29am	11:49am	12:22pm	12:11pm	1:16pm	2:35pm
7. Cloudburst Summit	7.56	37.54	YES	YES	11:12am	11:20am	11:55	12:57pm	1:19pm	1:39pm	2:25pm	2:11pm	3:46pm	4:30pm
8. Pajarito (Hwy Cross)	0.83	38.37	NO	YES	-	-	-	-	-	-	-	-	-	-
9. Glenwood (Hwy Cross)	2.06	40.4	NO	YES	-	-	-	-	-	-	-	-	-	-
10. Three Points	2.29	42.72	YES	YES	11:52am	12:05pm	12:41pm	1:56pm	2:23pm	2:33pm	3:38pm	3:20pm	5:32pm	6:00pm
11. Mt Hillyer	6.36	49.08	YES	NO	12:50pm	1:06pm	13:51pm	3:17pm	3:44pm	4:01pm	5:02pm	4:53pm	7:17pm	8:00pm
12. Chilio (Medical)	3.72	52.8	YES	YES	1:30pm	1:48pm	2:33pm	4:04pm	4:38pm	4:58pm	5:58pm	6:09pm	8:48pm	9:10pm
13. Shortcut Saddle	6.5	59.3	NO	YES	2:34pm	3:03pm	3:50pm	5:31pm	5:59pm	6:41pm	7:46pm	7:58pm	10:58pm	11:40pm
14. Newcomb's Saddle	8.65	67.95	YES	NO	3:52pm	4:43pm	5:29pm	7:11pm	7:53pm	8:52pm	10:15pm	10:47pm	1:47pm	3:00am
15. Chantry Flats (Medical)	6.6	74.55	YES	YES	4:59pm	6:02pm	6:40pm	8:35pm	9:55pm	10:48pm	12:18am	2:13am	4:40am	5:25am
16. Idlehour Trail	9.02	83.75	YES	NO	6:59pm	8:01pm	8:43pm	11:00pm	12:32am	1:46am	3:34am	6:13am	8:23am	8:45am
17. Sam Merrill Trail	5.5	89.25	YES	NO	8:23pm	9:28pm	10:07pm	12:50am	2:22am	3:49am	5:48am	8:34am	10:45am	11:20am
18. Millard Campground	6.58	95.83	YES	NO	9:32pm	10:41pm	11:19pm	2:09am	4:01am	5:50am	7:40am	10:35am	12:38pm	1:20pm
19. Finish Line	4.7	100.53*	YES	YES	10:35pm	11:29pm	12:07am	3:00am	4:55am	6:55am	8:43am	11:54am	1:51pm	2:00pm



Limbo line on Mt Baden-Powell, 2003

This race is made possible through the generous assistance of our sponsors:



The Angeles Crest 100 Mile Endurance Run, Inc. • 370 West Colorado Street, Arcadia, California 91007 • (626) 627-1871 • ken.hamada3@gmail.com • www.ac100.com



The Angeles Crest 100 is a charter member of the SoCal Ultra Series • <http://www.socalultraseries.org/>
 RaceBook designed & produced by larry gassan p/d/p • <http://LarryGassan.com> • Larry@LarryGassan.com