

14th Annual  
**Angeles Crest**  
**100-Mile**  
Endurance Run  
9 · 25 · 26 · 99



*Invitation*

The San Gabriel back country retains much of the natural beauty, if not the primitive wilderness of yesteryear, thanks largely to the foresight and capable supervision of the U. S. Forest Service and hundreds of volunteers. Picnic areas and campgrounds have been constructed with a minimum displacement of the natural setting.

The 490 miles of trails throughout the forest are well marked, but time, increasing use and funding cutbacks have taken their toll.

The Angeles Crest 100 Trail Volunteers have joined in efforts to restore and renew trails in the Angeles National Forest. Without the efforts of these volunteers and hundreds others like them, the trails that make this race would cease to exist.

Those desiring to see much of this primitive wilderness in a single day are invited to participate in the Angeles Crest 100 Mile Endurance Run.

We are proud to host the 14th Annual Angeles Crest 100 for the fine men and women who have decided to compete in this year's event. In coordinating an event of this size, problems or unanticipated situations may arise. We ask your indulgence as we work towards improving our race every year.

Thank you for your support,



Ken Hamada,  
Race Director



*Looking east on the Pacific Crest Trail, above the Inspiration CP. Mt Baldy is visible in the background. Photo by Helga Wallner.*

*Sponsors & Donors*

Angeles Pack Co. donated the Angeles Crest 100 Volunteer and Participant t-shirts.

Sparkletts donated 750 gallons of bottled water. Gatorade donated the energy replacement fluid.

Ken Hamada and Lee Freeman screened the t-shirts.

Denise Leffert led the t-shirt sales effort at Wrightwood.

The Wrightwood Firefighters, Mel, Debbie and other Wrightwood volunteers provided the spaghetti dinner fund-raiser and helped start the race.

Hal Winton presented the Invocation.

Andy Morehead and Wrightwood firefighters started the race.

*Design Notes*

The 1999 AC100 Race Book has been revised from last year's book with the runner and crew in mind.

For those wishing to train on the course, the most reliable maps available are the Tom Harrison series: *The Angeles Crest Front Range*, and *Angeles Crest High Country*.

The maps in the book are presented in the text, and as a complete section in the back.

In addition to the numerical ranking of every AC100 finisher, there is also a comprehensive alphabetical index. These will be updated annually.

Many of you will see yourselves in these lists. Some of you remember the years when you didn't finish. But you came back the next year and made it right.

This book is dedicated to you.

Sincerely,



Larry Gassan


# Contents



1. Race Day Schedule . . . . . 3



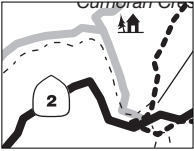
6. Race Team & Volunteers . . . . . 22



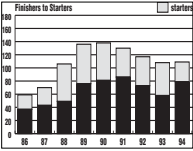
2. Rules and Procedures . . . . . 4



7. Course Wildlife . . . . . 24



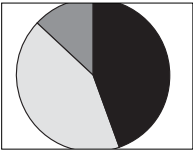
3. Race Course Description . . . . . 7



8a. Finisher Rankings . . . . . 27



4. Driving the Course . . . . . 15



8b. Finisher Index . . . . . 38



5. Awards . . . . . 16



9. AC100 Volunteers and Trail Building 43



10. Course Maps . . . . . 45




11. Lodging and Resource Index . . . . . 53



*Baden-Powell Summit, with Jack Slater.*

The race has undergone minor course changes over the years, but is remarkably true to the original course laid out by Del Beaudoin in 1986. In 1992 the Rose Bowl finish was pre-empted by a Guns-N-Roses concert (remember them?) to its current Johnson Field location. The Cooper Cyn portion lost a section of road, replaced by a scenic trail. Everything else is the same as it was for the first 37 finishers in 1986.

# 1. Race Day Schedule



*Off and running, 1993. Fred Shufflebarger (bib #1) sizes up the competition.*

.....  
On Persistence and Determination

*"Press On – Nothing in the world can take the place of Persistence. Talent will not; Nothing is more common than unsuccessful men with talent. Genius will not; unrewarded genius is almost a proverb. Education alone will not; The world is full of educated derelicts. Persistence and Determination alone has unlimited potential."*

## *Race Weekend Schedule of Events:*

Friday in Wrightwood  
(the day before the race)

**9:00 am - 12:00 pm**  
**Wrightwood Community Building**  
Medical checkup  
Drop bag collection

**2:00 pm - 4:30 pm**  
**Wrightwood Community Building**  
Mandatory trail briefing  
Welcome  
Medical Concerns  
USFS Concerns  
Search & Rescue Concerns  
Trail Briefing/Slide Presentation

**5:00 pm**  
Spaghetti dinner (\$7.00 donation)

The Wrightwood Firefighters Association provides a pre-race spaghetti dinner for both runners and their guests for \$7.00 per person at the door. The dinner will be served by Wrightwood firefighters and volunteers in the Wrightwood Community Building at 5:00 pm, about an hour after the conclusion of the Trail Briefing. All proceeds go to the Volunteer Fire Department.

## **Saturday in Wrightwood**

**4:00 am**  
Runner Check-in,  
(Wrightwood Community Building)

**5:00 am**  
Start of race

## **Sunday at Johnson's Field:**

2:00 pm (sharp) Finish of race  
2:30 pm - 5:00 pm  
Picnic and Award Ceremony

# 2. Rules And Procedures

## *Race Rules And Procedures:*

The AC100 Race Rules And Procedures are designed for the safety and well-being of everyone involved in the race; including runners, pacers, crews, volunteers and spectators.

Failure to comply with these rules may result in disqualification of the runner.

### **1) Runner Responsibilities.**

The runner is responsible for knowing all the rules.

### **2) Race Packet Pick-up.**

Only runners entered in the Race will be allowed to pick up their race packet. ID (i.e., drivers license) will be required. If you do not plan to run the race and want to have a friend pick up your race packet on Friday, please inform Race Management.

### **3) No “muling.”**

Runners must carry all of their own fluids, food, clothing and other supplies needed for use between checkpoints.

### **4) No unauthorized aid, caches or drops.**

No one is allowed to cache, drop, or store supplies on the AC100 course before or during the Run. Runners are not allowed aid between checkpoints. Crews are forbidden to leave aid along the trail during the run.

Runners whose crews and friends using the AC100 course and aid stations on race weekend for training runs will be disqualified and pulled from the race.

### **5) No Course-Cutting**

Runners must follow the marked course at all times. If the Runner departs from the marked course, the runner must return to the point of departure on foot before continuing. Cutting the course is grounds for immediate disqualification.

### **6) Checking In/Checking Out**

It is the Runner's responsibility to properly check in and check out of each checkpoint.

### **7) Pacers**

Runners may be aided by a Pacer starting at the Chilao Checkpoint (mile 52). Only one Pacer will be allowed to accompany each Runner.

Runners 60 and over will be allowed a pacer from the start in Wrightwood.

Aid will be available for both the Runner and the Pacer. Both runner and pacer must receive their aid at the designated checkpoints. However, if a shortage occurs, Runners have priority.

### **7a) If you want to pace:**

If you or your friends are available to pace a runner, please let the Chilao (52 miles) or Chantry Flats (75 miles) Checkpoint Coordinator know. They will keep a list of available Pacers. Out-of-state Runners who come the greatest distance have priority.

### **8) Cutoff times**

Cutoff times will be enforced at each Checkpoint Coordinator, no exceptions. Cutoffs are listed at the back of this brochure. If you are not clear about cut-offs, ASK.

### **9) Highway Crossings**

The main concern is safe movement of both pedestrian and vehicle traffic along the highway.

There will be a Run Official (flag-man) at each highway-crossing checkpoint. The Runner is a pedestrian and must obey all Run Official directions; and all laws pertaining to highway pedestrian crossings.

### **10) If you decide to drop:**

If any Runner is unable to complete the Run, the Runner must notify a run official. and the medical wristband (provided at the pre-race medical check in Wrightwood) must be surrendered. Upon surrendering the medical wristband, the runner is officially out of the race.

If Run Officials do not get the runner's medical wristband and the runner does not show up at the next checkpoint within a reasonable time, Run Officials will assume that the runner is lost and notify Search and Rescue. Leaving the race without informing a Run Official is grounds for disqualification from future AC100 events.

### **11) If you get lost:**

If you get lost or injured, do not attempt to find your way cross country. **STAY ON THE TRAIL AND WAIT.** Wandering aimlessly, especially at night, will reduce your chances of being found.

### **12) Do Not Litter**

Do not litter. Either carry your trash or leave it at checkpoints.

### *Support Crews*

Support crews are not essential. There is adequate aid station support along the course with water, electrolyte replacement fluids, food and medical aid. In addition, drop bags are allowed at all major checkpoints (see Checkpoint Table, Inside Back Cover).

If you do have a crew, please note:

- Many checkpoints are close to the Angeles Crest Highway (Hwy 2). Whether on foot or in vehicles, crews must not impede highway traffic.
- Crews should carpool when possible to prevent traffic problems.
- Crews must comply with Run Officials directing traffic. Those who don't could get their runner disqualified.
- Only support crew vehicles are allowed in congested parking areas.
- Crews are NOT allowed at checkpoints marked "NO" in the crew column of the AC100 Checkpoint Table.

### *Checkpoints Closed to Crews*

**Mt. Hillyer** will be closed to support crews. Absolutely no support vehicles allowed on the road to Hillyer!

Chantry Flats is the last crew access point over the final 25 miles of the course.

**Idlehour Trail, Sam Merrill Trail, and Millard Campground** are closed to crew access. Use drop bags for flashlights, batteries and warm clothing.

### *Drop Bags*

We urge runners to take advantage of this service. Besides ensuring you get what you need when you need it, using drop bags instead of crews helps minimize highway traffic.

Drop bags will be collected on Friday morning in front of the Wrightwood Community Building. Indicate your name, run number, and checkpoint on each Drop Bag. Be sure that all bags are securely tied and labeled.

Mt. Hillyer Trail, Newcomb's Pass, Idlehour Trail, Sam Merrill Trail, and Millard Campground Checkpoints are closed to crews but do have drop bag service. Newcomb's Pass, Idlehour and Sam Merrill get cool at night. Warm clothing may be needed for these sections.

All drop bags will be returned to the Finish area. Don't bring your favorite t-shirt or expensive clothing. Drop bags can get lost.

### *No Shuttle Service*

There is no shuttle service to bring runners back to Wrightwood. Runners are responsible for making their own arrangements.

### *Trail Marking*

Trails are marked with yellow surveyor ribbon and biodegradable powder. Night sections are marked by fluorescent surveyor ribbon and glow-sticks. Biodegradable powder will be used to mark the trail near campgrounds, since campers have been known to remove ribbons and glowsticks. Checkpoint Coordinators know about problem areas and will re-mark the trail as necessary.

### *EMTs and the Volunteer Medical Team*

The race is staffed by an all-volunteer medical team, led by Medical Director Lauren Cepeda.

### *HAMs (Amateur Radio Communication)*

"HAM" radio operators will be tracking runners' progress at each checkpoint. Arrival, departure, and drop information will be distributed among checkpoints and to a database at the finish area using integrated radio communications and computers. This system not only makes it possible to locate runners' positions throughout the race, it also facilitates emergency response.

### *Medical Concerns:*

#### **Dehydration**

Dehydration is the most common medical problem for endurance runners. To monitor dehydration, runners will be weighed at medical checkpoints. Weights will be compared to the baseline weight on the runner's medical band.

#### **Weight Loss**

- If the weight is 3% below baseline, the runner will be asked to drink more.
- If the weight is more than 5% below baseline, increased fluid intake will be strongly advised. The runner will be re-weighed before leaving the checkpoint. It is the runner's decision to continue the race as long as they're within the cutoff.

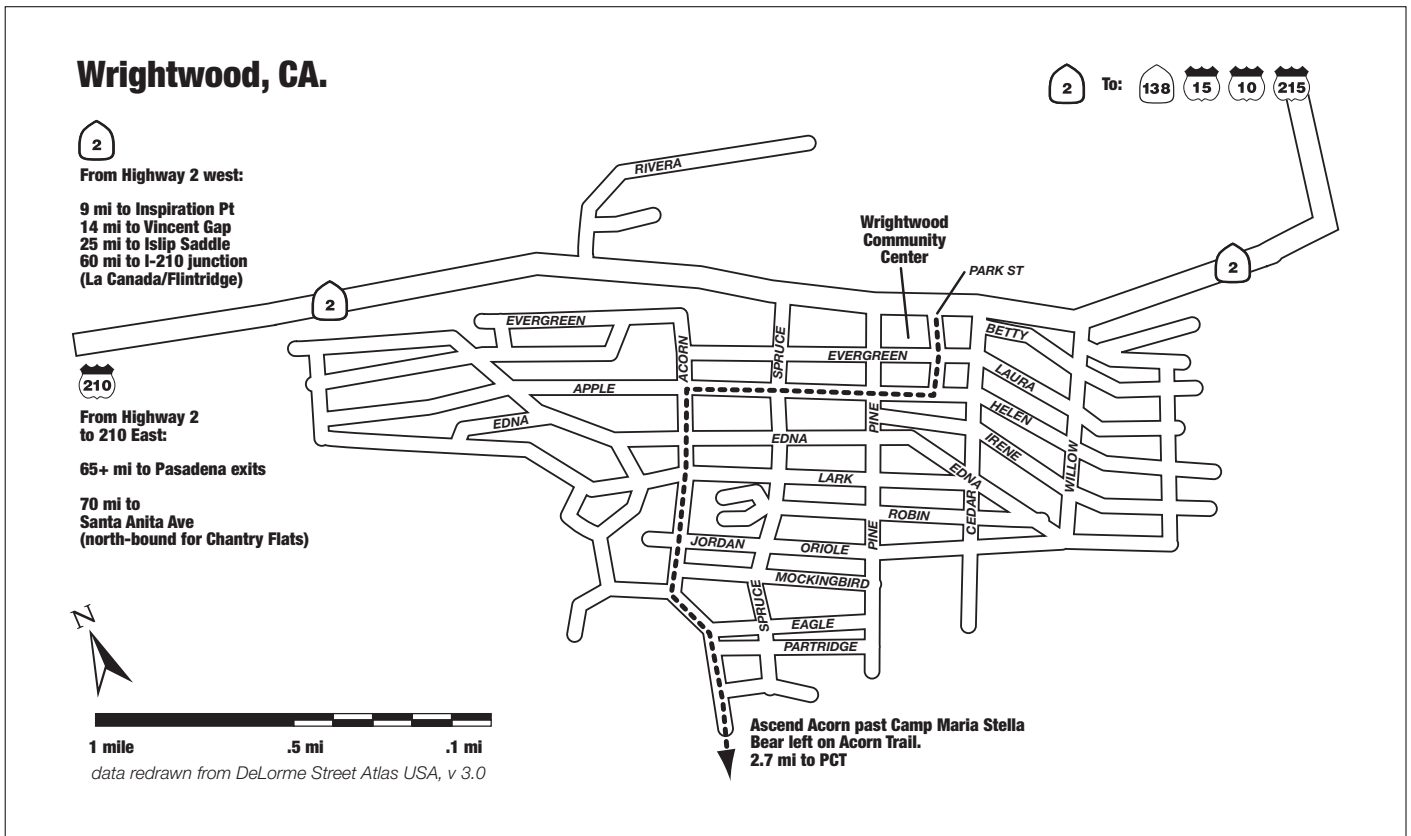
#### **Hypothermia**

Hypothermia may be a problem near Mt. Baden-Powell. Wear adequate clothing for the climb. Checkpoints before and after Mt. Baden-Powell (Vincent Gap and Islip Saddle) have crew access and drop bag service. You can leave excess clothing with your crew, in your drop bag or with the Checkpoint Coordinator to return to the Finish Area.



*Jim O'Brien on his way to a course record of 17:35:48 in 1989. Photo by Stan Wagon.*





Wrightwood Detail Map

### Trail Descriptions

The following trail descriptions are designed to acquaint the racer and their crew with the AC100 Race Course. Certain areas that are accessible on training runs will not be available to crews on Race Day. Please make note of this.

### Map Sources

The maps used in this book are simplified schematics from The Harrison Maps; *Angeles Crest: The High Country* and *Angeles Crest: The Front Range*.

Street and arterial maps are drawn from the *Thomas Guide/LA County*, which are indispensable for navigation in the Los Angeles Basin.

Harrison Maps are available at local outdoor outfitters, and direct. The Thomas Guides are widely available in bookstores and supermarkets.

### Wrightwood

The mountain resort community of Wrightwood serves as the starting line and home base for pre-race activities for the Angeles Crest 100. Located in picturesque Swartout Canyon at 6,000 ft. on the north slope of the rugged

San Gabriel Mountains, Wrightwood contains many interesting shops and excellent restaurants. The town has also always been a friendly rest stop for weary Pacific Crest Trail hikers.

The Pacific Crest Trail (PCT) is a National Scenic Trail extending 2,568 miles from Mexico to Canada. The Angeles Forest segment of the PCT extends 170 miles northwest from Wright Mountain above Wrightwood to a point south of Highway 58.

### The Acorn Trail to the Pacific Crest Trail

The AC100 Trail leaves Wrightwood via Acorn Street, ascending a steepening grade, past the MariaStella camp to the left. At road's end, the Acorn Trail is a left turn, where it begins its switchback ascent 2.8 miles up to the Pacific Crest Trail.

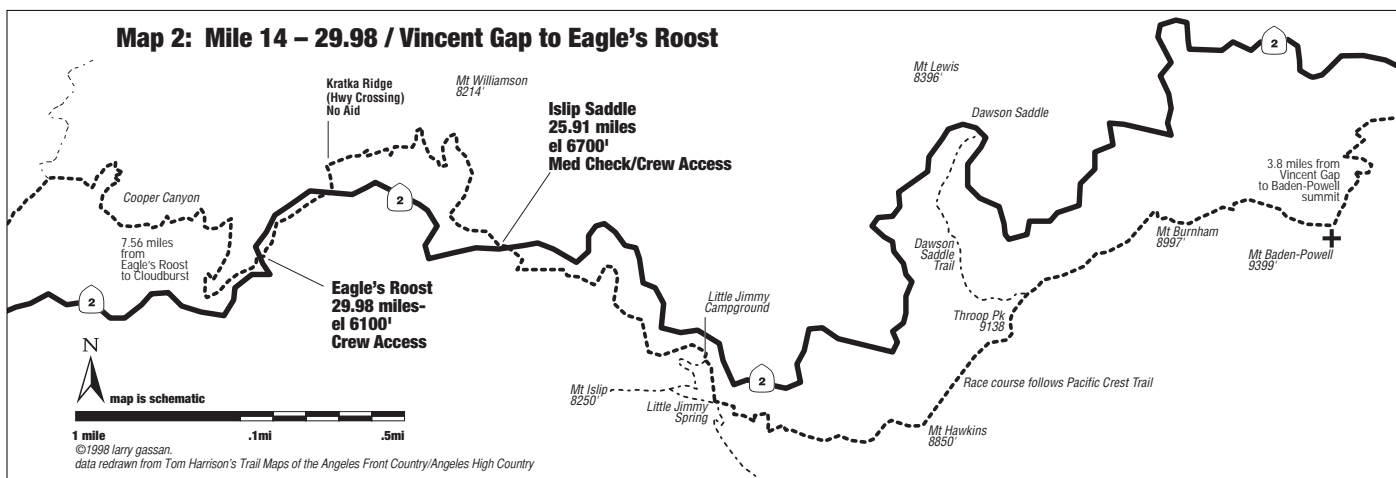
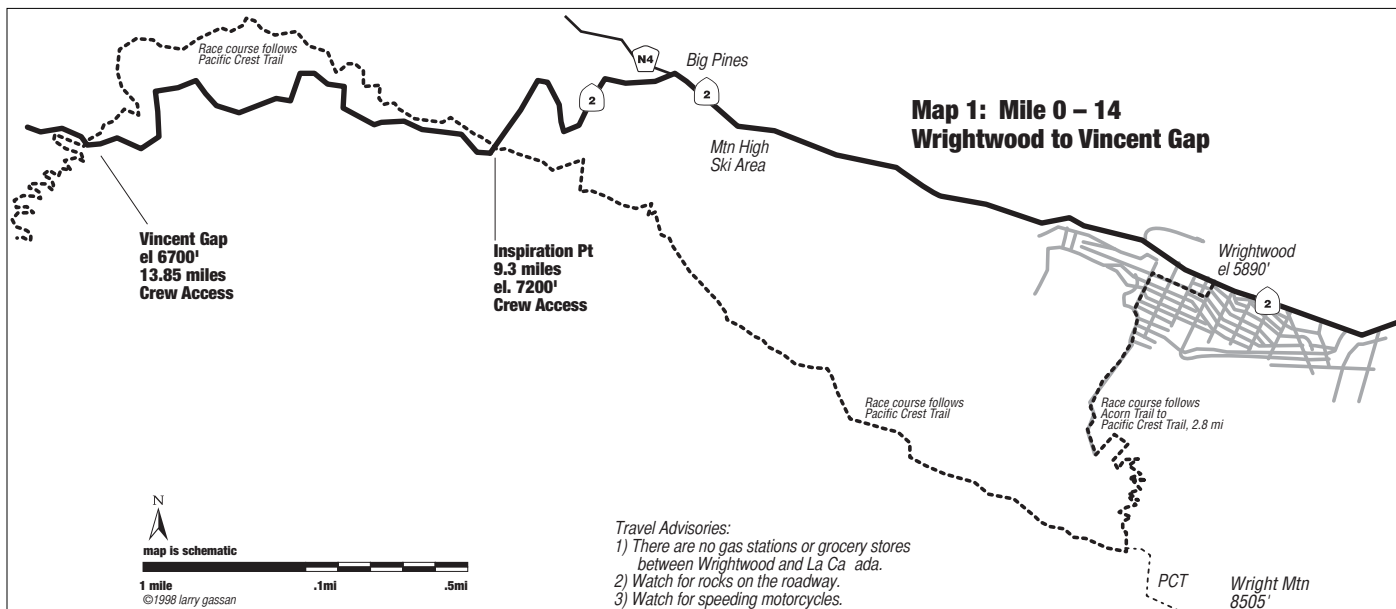
At the PCT junction, the race-course turns right on the PCT. From here the runner is treated to a panorama of Mt Baldy (10, 760') on the left to Mt Baden-Powell (9,400') to the right. The trail stays mainly on the Blue Ridge, skirting the Mountain High Ski Areas,

until it descends to the notch at Lightning Ridge's Inspiration Point. The first aid-station of the race is set up in the large parking lot.

The runner leaves the parking lot on the PCT trail, and soon passes the Grassy Hollow NFS Visitor Center. Water can usually be found there. Keeping to the trails marked with the white steel posts and the PCT badge, Vincent Gap is 4.5 miles west after Lightning Ridge. Vincent Gap is signed as a PCT Trail-head, with a large parking lot and adjacent privy.

A special feature of the AC100 segment of the PCT is the trail that climbs from Vincent Gap (mile 13) to Mt. Baden-Powell (9,399 feet), the second-highest peak in the San Gabriel Mountains. The trail up Mt. Baden-Powell climbs 2,800 feet in 3.6 miles over 41 switchbacks to a saddle 100 feet below the peak.

Here, just one half mile from the summit at 9,000 feet, the first scattering of the ancient Limber Pines can be found. Up to 2,000 years old, these trees were discovered in 1962 by Angeles National Forest Supervisor Sim Jarvi. Only the



Upper map: Wrightwood to Vincent Gap. Lower map: Vincent Gap to Eagle's Roost

great Sequoias and the Bristlecone pines are known to be older.

From the summit of Mt. Baden-Powell, the bottom of the East Fork of the San Gabriel River may be seen more than a mile below. Across this rugged chasm looms the massive peak of Mt. San Antonio (Old Baldy 10,064 feet), the highest peak in the San Gabriels. On a clear day, the San Gabriel Valley and other distant mountains are visible, as well as a great expanse of the Mojave Desert to the North.

From the saddle near Mt. Baden Powell the PCT section of the AC100 course then descends to Mt. Burnham (8,997 feet), Throop Peak (8,789 feet), and Mt. Hawkins (8,850 feet) through Windy Gap and Little Jimmy Campground to Islip Saddle (6,640 feet, mile 25) at the base of Mt. Williamson. There is a toilet at Islip Saddle.

### Mile 25: Islip Saddle

The course then heads up the trail toward Mt. Williamson (8,214 feet) to a saddle that is within 300 feet of the peak. From the saddle, you can get a nice view of Eagle's Roost and Twin Peak. The trail then heads down Williamson to Eagle's Roost and Cooper Canyon passing by Cooper Campground. Within the Canyon the AC100 course runs along the Little Rock Creek stream bed, finally leaving Cooper Canyon on a dirt road that connects with a 1.1 mile section of the PCT to Cloudburst Summit (7,018 feet, mile 35).

From Cloudburst Summit the course follows a gentle downhill grade and runs parallel to the Angeles Crest Highway by several springs and past Camp Glenwood (mile 41.25) until Three Points (mile 42.72). From Three Points, the AC100 course leads to Sulfur Springs Campground.

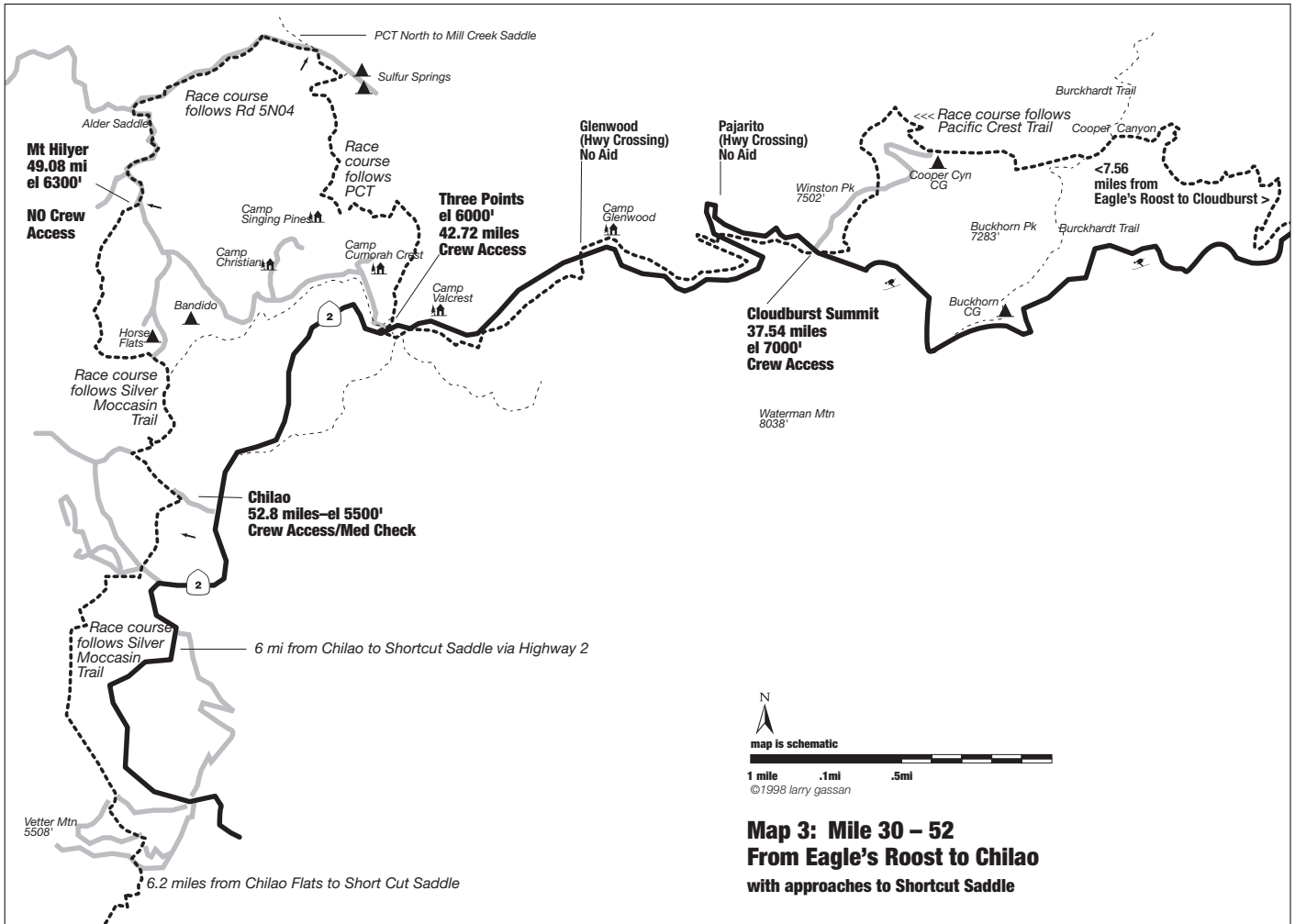
At Sulfur Springs the Race course turns left on the black-top road (5N04) northbound. Follow the road as it winds gently up to Alder Saddle, the intersection of road 3N17. Continue climbing leftwards up the exposed blacktop on Road 3N17.

### 49.08: Mt Hillyer

The Mt Hillyer Aid-Station is located at the top of the climb. Bear right between a set of sawed-off telephone poles set into the ground. The trail travels through trees and shrub over dirt and then open sandy terrain.

The unsigned Mt Hillyer trail ascends a slight grade, then makes a switchback up and over the knoll-like summit. The trail contours through and then descends through large sandstone boulder formations.

This portion of the Race-Course is well marked on race day, but can be



Cooper Canyon to Chilao, with approach to Shortcut Saddle

tricky for the newcomer on training runs. The trail winds and then descends through large sandstone boulder formations to the Bandido Campground on the left side of a ridge. The Silver Moccasin Trail is rejoined at the Bandido/Horse Flats Campgrounds. From there it is about 1.5 miles to the Chilao Visitor Center area. Turn left when the trail intersects with the single-lane black-top road.

Continue .5 mile past the large, tall conifer in the middle of the road. The Chilao Checkpoint will be located at the first "T" intersection to your right. Turn right, staying on the blacktop, and pick up the trail to the right of the rest rooms.


*52.8: Chilao Visitor Center*

The Chilao Visitor Center is located within the Charlton-Chilao Recreation

Area of the Angeles National Forest on the Angeles Crest Highway. It is also adjacent (1/8 mile) to Chilao Checkpoint (mile 52) at the Chilao Picnic Area. The Center offers an introduction to the forest through a variety of exhibits, trails and activities.

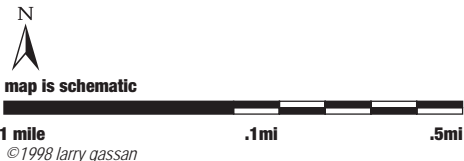
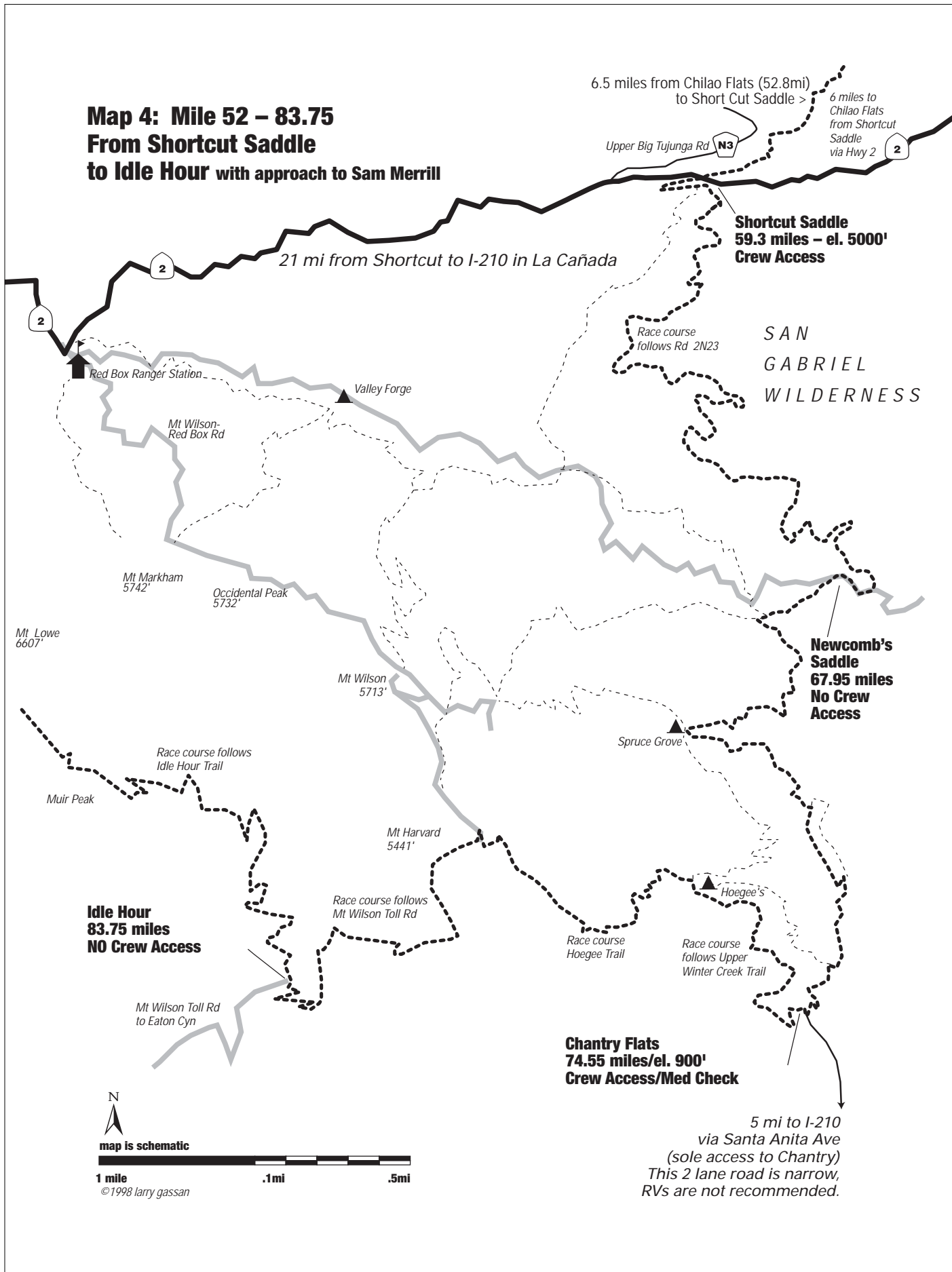
*Chilao to Shortcut Saddle*

The race course continues up over a ridge towards the Chilao and Colter



Elevation profile detail: Mile 0 thru 58

### Map 4: Mile 52 – 83.75 From Shortcut Saddle to Idle Hour with approach to Sam Merrill



Chilao to Chantry, with approaches to Idle Hour and Sam Merrill

Campgrounds on the Silver Moccasin Trail. Crossing the blacktop, it skirts the campgrounds to the right.

Continue down about 1/2 mile where the trail connects to a dirt road. This dirt road assumes a rolling climb up to the Charlton Flats blacktop access road. Bear left. You will pass through an open wooded area, with a vintage wooden building on the left. At a picnic clearing, the trail is visible but not obvious off to the right.

Contour up the slope. At the Vetter Mtn/Silver Moccasin trail junction, bear left. The Silver Moccasin trail contours along a wooded slope with picnic tables scattered under the trees. You will pass a non-functioning faucet.

Following the NFS trail-markings, you will be contouring across a blacktop road up to the ridge. From here you can see Shortcut Saddle and Mt Wilson in the distance. Follow the trail down the SW facing slope, across the dry creekbed and up the other side. This part of the trail is obvious and there are no turnoffs. You will switchback up through manzanita and live oak. Poison oak makes its first appearance on this slope, take care. Shortcut Saddle is about a mile up from the bottom.

### **59.3 to 67.95 Shortcut to Newcomb's Saddle.**

The Shortcut Checkpoint will be set up in the road-side pull-out area. The trail resumes on the other side of Highway 2. Follow the NFS trail-wands for 100' at most, then bear left on the dirt road 2N23. Follow the road down into West Fork. Cross the concrete bridge, and start your long climb up to Newcomb's Saddle. It is a long 8.5

miles to the top. At the pipe-gate, turn right on Rd 2N24. Run for .4 miles, bear left at the next "Y". The aid-station is on the south-facing side of the ridge, and you won't see it until you are right on top of it.

About 100 yds past the Aid Station, the trail for Newcomb's Pass is on your left. The Pass is .7 miles further. At the Junction, turn left towards Spruce Camp in Santa Anita Canyon.

### **From Newcomb's To Chantry Flats via Big Santa Anita Cyn.**

The AC100 runner enters Big Santa Anita Canyon at Newcomb's Saddle, the 68 mile point on the course. Sturtevant Camp (now called Methodist Camp), was one of the more popular San Gabriel Mountain resorts during the Great Hiking Era (1895-1938), is 5 miles from Newcomb's Saddle. During training runs, water is available from a faucet at the camp, about 100 feet off the course. Three trails cross near the camp: the Gabrielino National Recreation Trail (the AC100 course), the trail to Mt. Wilson, and the Mt. Zion Trail.

One of the big attractions of the Canyon are the 75' high Sturtevant Falls, a two mile hike from Chantry Flats. Although the falls are bypassed during the Run for safety reasons, the runner can hear them clearly.

Emerging from the Canyon the AC runner passes by the Lower Winter Creek trail head, crosses the Winter Creek Bridge then heads .75 mile up the paved road to Chantry Flat (mile 75). Chantry Flat is a popular entry point for San Gabriel Mountain hikers

and trail runners. As you cross the bridge looking to your right, you will see a check dam constructed of giant cement "Lincoln logs" by the Los Angeles County Flood Control District and the Forest Service in the early 1960s. To your left you will see stands of oak, alder, willow and bay.

### **74.55: Leaving Chantry Flats via the Winter Creek Trail**

After leaving Chantry Flat, the AC100 runner travels .25 mile on a paved road until it meets the Upper Winter Creek Trail head. After several miles of rolling uphill trail, the race turns left up the Upper Winter Creek Trail.

The AC100 course heads left up the Winter Creek Trail toward Manzanita Ridge and the Mt. Wilson Trail. The trail to the right leaves the Run course and heads to Hoegee's Camp.

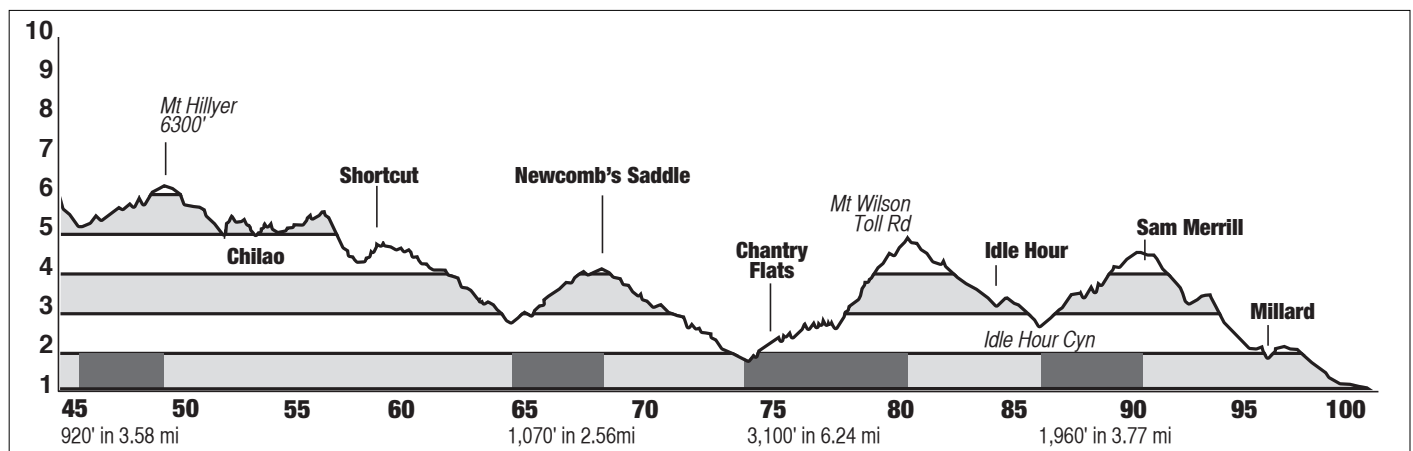
### **The Mt. Wilson Trail**

The Angeles Crest 100 course crosses the Mt. Wilson Trail at the end of the Upper Winter Creek Trail, 75 miles into the Run, and picks up the Manzanita Ridge for about a mile until it reaches the Mt. Wilson Toll Road. The section up Manzanita Ridge is the steepest section of the course.

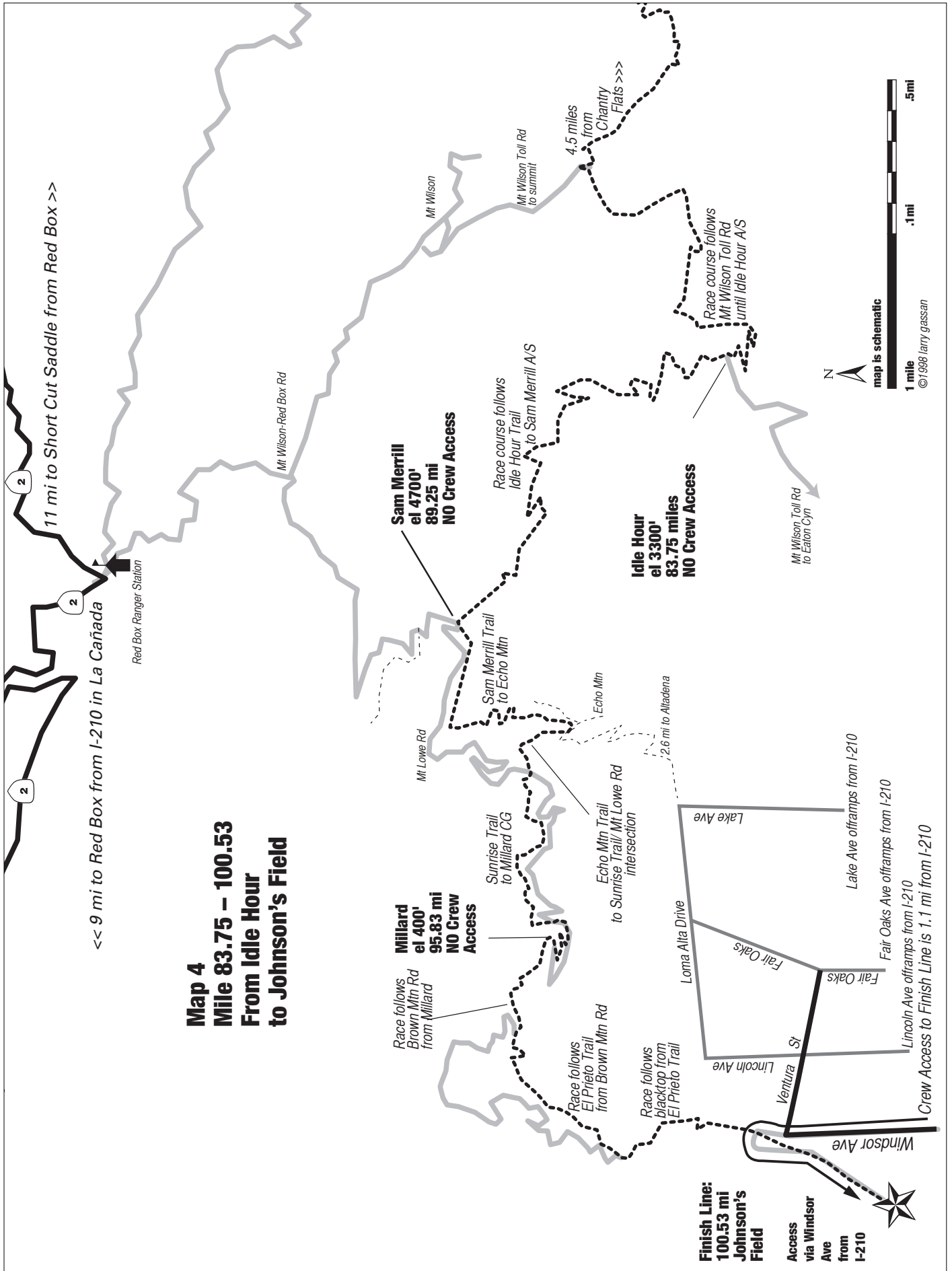
### **Mt Wilson Toll Road to Idle Hour (83.5 miles)**

The Manzanita Ridge trail section ends at the Mt Wilson Toll Road. Turn left. The Toll Road contours down on the "city" side of Mt Wilson for about 1.5 miles, when it begins its descent on the opposite side of the ridge into Idle Hour Canyon.

The Idle Hour Checkpoint is located at a switchback where the Idle Hour



Elevation profile detail: Mile 45 thru 100



83.75 - 100: Idle Hour to the Finish

Trail branches right from the Toll Road, across a small wooden bridge. The trail contours to your right up the slope.

Within a half-mile it summits a small saddle and begins to descend into Idle Hour Campground. The runner will pass through the Campground and then cross two small creek drainages. The trail then parallels the drainage for a short time before beginning its long rolling climb up and over several ridges and drainages to the Sam Merrill Checkpoint on the Mt Lowe Rd.

### **89.25 Sam Merrill Checkpoint**

The Sam Merrill Checkpoint is located at the junction of the Mt Lowe Road, Idle-Hour Trail, Inspiration Point Trail and the Upper Sam Merrill Trail.

The Sam Merrill Trail is a left turn (but not a sharp left) from the Idle-Hour Trail. It contours through manzanita, live oaks in decomposing granite formations. Shortly Pasadena and the San Gabriel Valley vistas are visible again.

The trail descends in switchbacks through exposed red sandstone to the remains of the White City and Mt Lowe Railway. The Sam Merrill trail ends in 3-way junction with the abandoned Mt Lowe Railway bed and the Mt Lowe trail. Turn right, bearing right! The lower trail will take you straight to Lake St. in Altadena, and major disappointment!

### **Mt. Lowe Railway to Sunset Trail Head**

Runners follow the old railroad bed at a gentle uphill 7% grade along the Echo Mountain Trail from Echo Mountain to the Sunset Trail head (mile 91) for .8 miles.

**Mt Wilson memories...** *The Mt. Wilson Trail in Little Santa Anita Canyon is the oldest trail in the San Gabriel Mountains. During the Great Hiking Era, thousands of Southern Californians rode the Pacific Electric red cars to Sierra Madre, disembarked and hiked up this path to the popular trail resort at Orchard Camp.*

✿ *Prof. Thaddeus Lowe, Civil War balloonist, man of fame and fortune, was the quintessential California dreamer. His dream was to build a railway and resort complex high above Pasadena in the San Gabriel Mountains. In the 1890s, his dream became a reality. During the height of its popularity, millions took Lowe's "Railroad to the Clouds" to fine hotels and spectacular views of Southern California.*

✿ *Atop Echo Mountain was the White City with a hotel, observatory and a magnificent searchlight purchased from the 1933-34 Chicago*

### **Sunset Trail Head to Millard**

The Sunset Trailhead is less than 100 yards downhill from The Echo Mtn Trail/Mt Lowe Rd junction. The trail contours and crosses over the paved Mt Lowe Road above Millard Campground. Continue rightward on the blacktop for about 1/8 mile. Pick up the Millard Trail on your right for the next 1/2 mile down into the Millard Campground. At the bottom turn right and proceed up a shallow grade through the campground.

### **95.5 - 100: Millard to the Finish**

The runner leaves Millard Campground, crossing the shallow stream and continuing on the main dirt road (Brown Mtn Rd.). This will be your last major climb of the race. Continue on the road for a little over a mile, where you will pick up the El Prieto Trail on your left.

The El Prieto Trail descends through a cactus grove and then into the trees in the El Prieto drainage. It follows a rolling downhill course. It will cross the creekbottom several times. At it's finish the trail meets Lower Brown Mountain Rd.

Proceed down the road, then turn left on the blacktop. From here you will stay on the pavement, crossing several bridges in the process.

About a mile from the finish, there is the last trail section, a short, rocky stretch down to the JPL parking lot. Proceed between the two fenced parking lots, turning left at the access road. You are now in the drainage basin with the JPL labs on your distant right, and the low bluffs on your left. There is an

asphalt grade to your left, bear right. The grade is the descent from Windsor Ave, which will be open on Race Day. It is generally closed most other times.

Stay on the blacktop and Johnson's Field is less than 1/2 mile away.

### **The Finish: Devil's Gate Dam and Johnson's Field**

#### **RVs Not Recommended:**

Johnson Field has limited maneuverability and parking. Accessible only by a 1-1/2 lane gravel road, there is no place to turn around. A better place to park is at the bottom of the grade, within a 1/4 mile of the field.

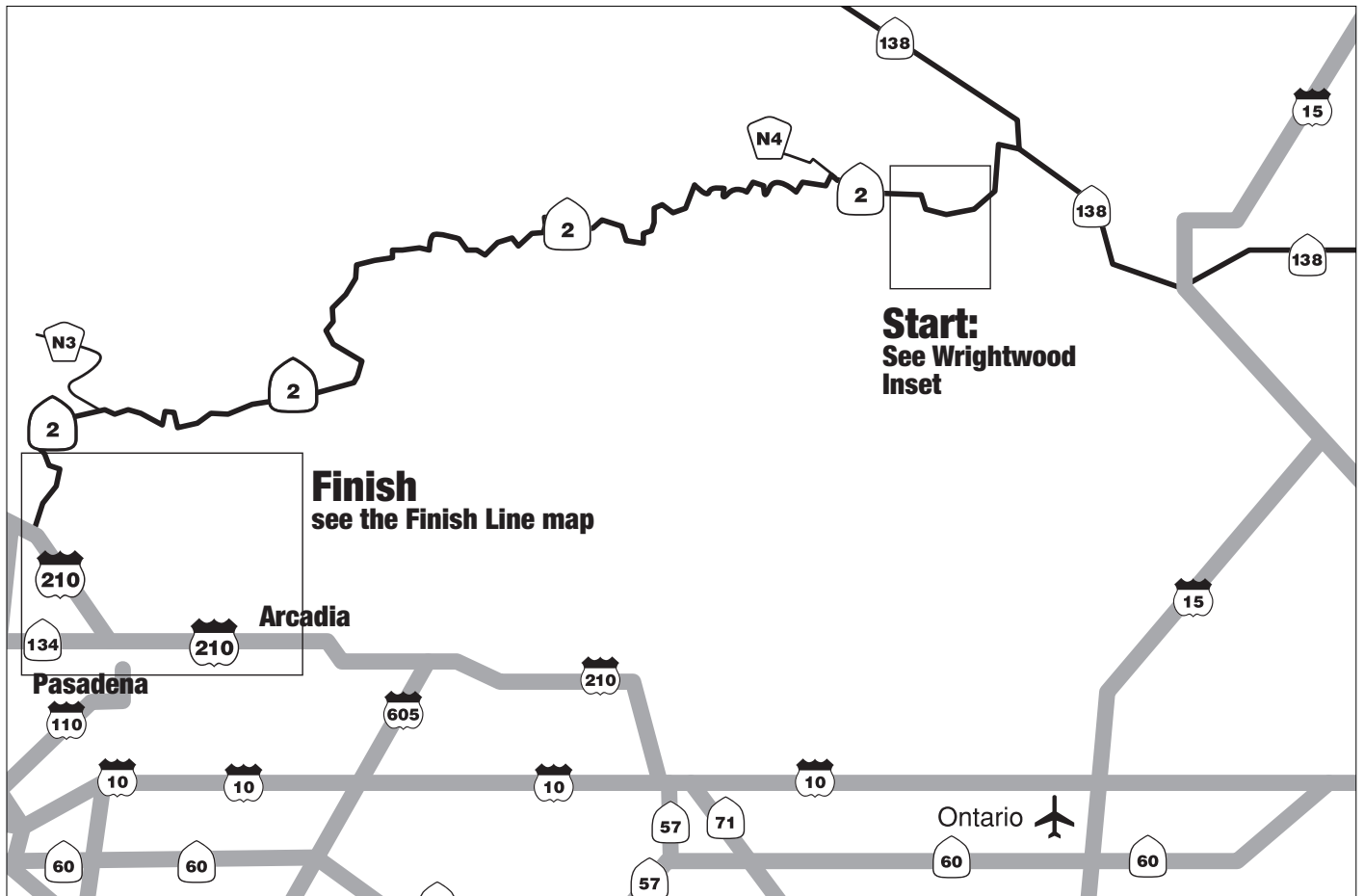
#### **Finish Line Facilities**

Johnson's Field is the finish area for the Race. Once the race begins, HAM radio, EMTs, Search & Rescue will be based here. Johnson's Field has running water, electricity, clean bathrooms, and a very peaceful and shady grass field with picnic tables. You can pitch a tent on the grass and take a short nap without the expense of motels. A hot shower may be available race day.

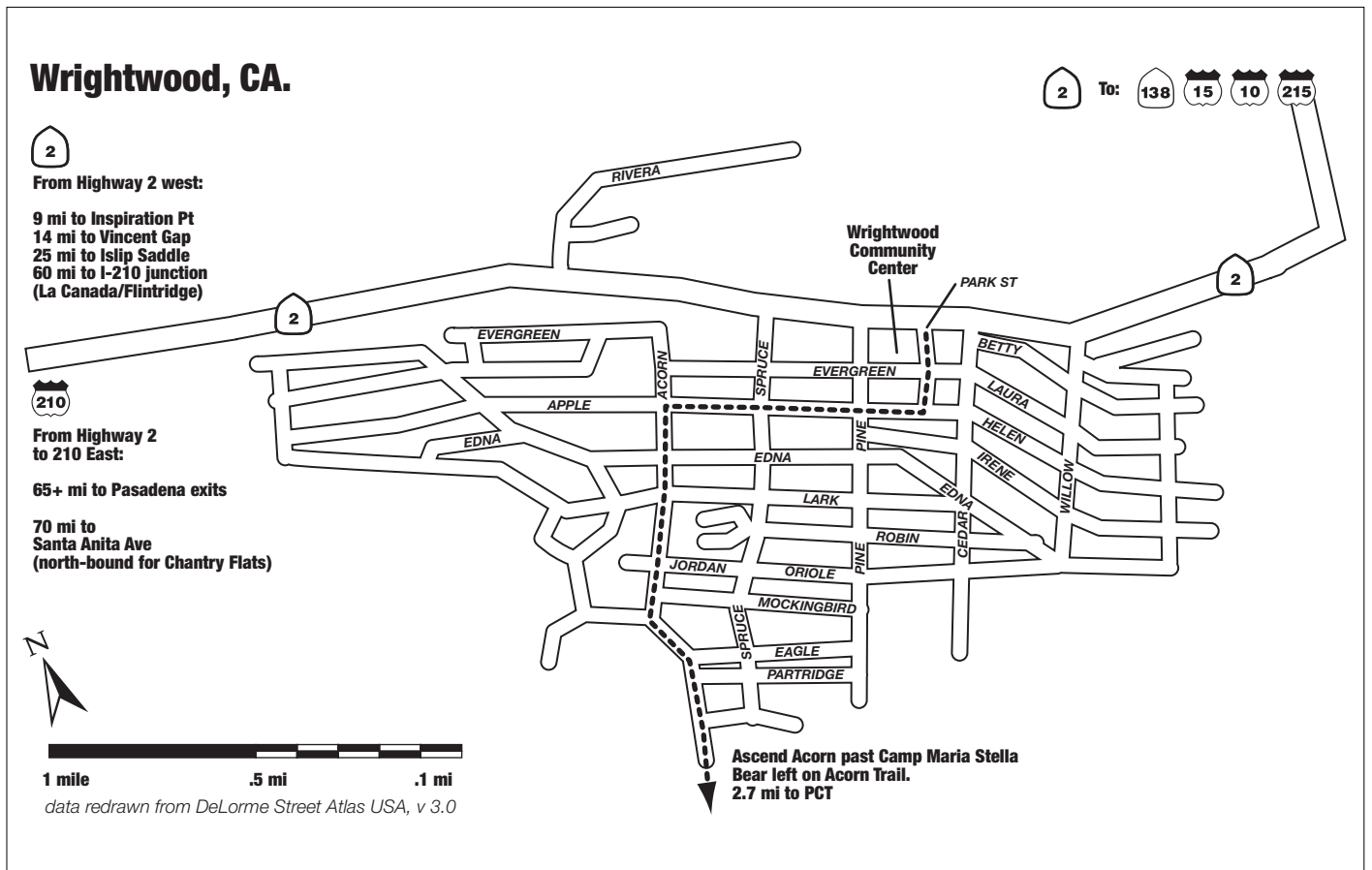
Dedicated effort by Pasadena Water and Power volunteers have maintained the field as part of their recreational facility. Completed in 1920 as part of a network of flood control dams, the Devil's Gate Dam was designed to impede the flow of water during the rainy season and add to the groundwater level by allowing trapped water to seep into the soil.

*World's Fair. From Echo Mountain tourists could board a trolley and ride another few miles to Mount Lowe Tavern at the end of the line. If you are running this section in the daylight, you will be able to see the old railroad ties and some of the concrete structures along the Echo Mountain Trail. One hundred feet to your left at the (non-functioning) water faucet on the Echo Mountain Trail, you will be able to see the large iron bull wheel that pulled the cars up the steep incline from Rubio Canyon. A fire swept through Echo Mountain in the early 1900's leveling all of the White City except the observatory. The foundation of Echo Mountain House and the chalet are all that remains. The Mount Lowe Tavern burned in 1936.*

✿ *All that remains of the tavern is a peaceful spot under old oaks and a big cone spruce next to a picnic table.*



Enlargement of Area overview



Wrightwood, CA. Detail Map



### Gas Up Before You Go!

There are no gas stations or groceries between Wrightwood and La Cañada. Newcomb's Ranch (which is a race supporter) serves the only hot meals on this part of Highway 2, and is located between the Three Points and Chilao Checkpoints.

### RVs and Mountain Roads

Persons or crew driving RVs are strongly advised not to drive them up to Chantry Flats (75mi). Parking is at a premium, and the access road is steep and narrow. An alternative would be to park the RV near the finish, and use a smaller vehicle to shuttle from there.

### Mile 0 through 56

The first portion of the Race is very straightforward. Every crew-accessible Checkpoint is located either on Highway 2 or very near to it (Chilao). The Mt Hillyer Checkpoint is not accessible.

The main concerns in the first part are watching for falling rocks and suddenly-appearing racing motorcycles. They're not legal, but ever-present in good weather.

### Short Cut Saddle to Chantry: Highway 2 to I-210

Proceed west on Highway 2, following the signs to La Cañada/Flintridge. Highway 2 intersects at the 210. If you need gas, groceries, or a meal this is a very good time to refuel.

Get on the 210, eastbound (San Bernardino). You will be driving in south-easterly direction. You will pass the Windsor/Arroyo and Lincoln exits. Follow the signs for the 210 through the 210/134 interchange. Do not exit at 134.

You are now driving east through Pasadena. You will pass several exits, including Lake, Hill, and Altadena. You will start seeing signs for Santa Anita Ave. This is the exit for Chantry Flats.

Exit the 210 at Santa Anita Ave. Turn left, under the freeway. You are now driving north. After several lights, you will pass out of strip malls and commercial zoning into residential neighborhoods. You will start to climb up the hill. It becomes a narrow, winding 2-lane blacktop road, with no streetlights. Five miles later, it dead-ends at Chantry Flats.

### To The Finish Line From Short-Cut Saddle

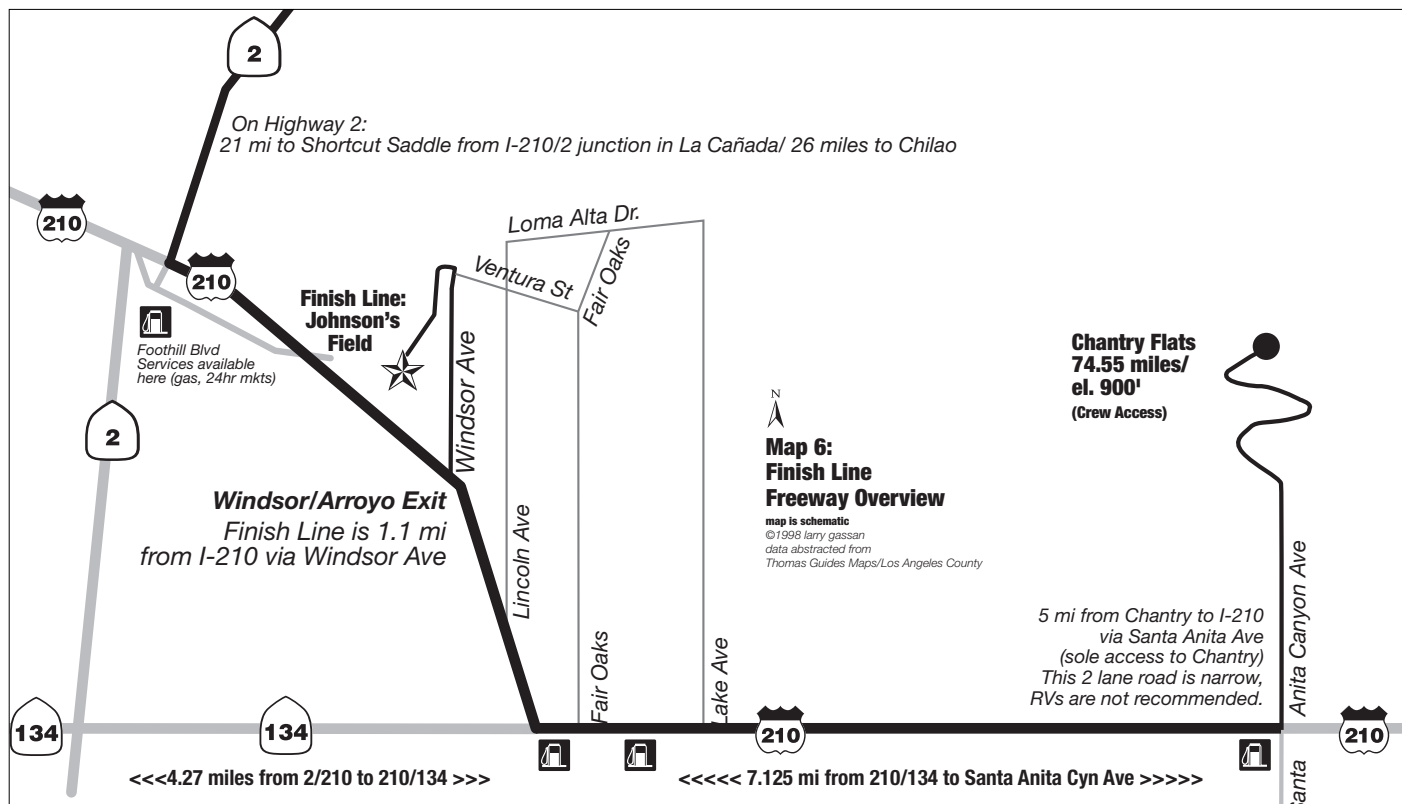
Exit the 210 Freeway at the Arroyo/Windsor exit. Drive north on Windsor about 1 mile, past the Jack-In-The-Box on Woodbury.

Windsor makes a sharp bend to the right, turning into Ventura. Do not turn right. Turn left, driving down the hill through the large yellow pipe-gate. At the bottom of the hill, turn left and continue on the 2-lane black-top until it dead ends. This is Johnson's Field.

### The Finish Line From Chantry

Drive down from Chantry on Santa Anita Cyn Rd. You'll drive down the winding road you climbed up. At about 5 miles, you will see signs for the 210 Fwy. Get on the west-bound lane going back to Pasadena. Follow the 210 towards San Fernando. Exit to the right at the Arroyo/Windsor exit, approximately 2.5 miles N of the 210/134 interchange. You will see the Jack-in-The-Box.

Turn right at the top of the ramp. Drive north 1 mile to the yellow pipe gate described earlier.



Shortcut/Finish Line/Chantry Flat transitions

# 5. Awards



*1998 Winner Ben Hian.*



*Sub 24-hr Sterling Silver Buckle*



*Second Sunrise Buckle*



*Sub 33-hr Finisher's Buckle*

### **The Awards**

The awards will be presented at Johnson's Field on Sunday during the picnic at the conclusion of the Run. The Awards for the Runners are as follows:

- Bronze Ram Award for first male and female finisher, 18 to 75 years.
- Bronze Cougar Award for first male and female finisher, 30 to 75 years.
- Bronze Arabian Stallion Award for the first male finisher, 35 to 75 years.
- Bronze Rhino Award for first male and female finisher, 40 to 75 years.
- Bronze Eight Point Buck Award for the first male, 45 to 75 years.
- Bronze Buffalo Head Award for the first male and female finisher, 50 to 75 years.

### **10 Races within the Overall Race: The Categories**

The Ram, Cougar, Horse, Rhino, Buck and Buffalo Awards are not traditional Age-Group Awards. Each award represents a different "Race within the Overall Race." If these were Age-Group Awards the Cougar Award would be available for the first runner who is 35 through 39, not 35 through 75. This unique awards system creates "Ten Races within the Overall Race."

There are 2 Ram Races, 2 Cougar Races, 1 Horse Race, 2 Rhino Races, 1 Buck Race and 2 Buffalo Races.

Example: If a 51 year old runner beats all the 35 year old runners, that runner automatically wins the Cougar Award (which is for 35 to 75) and the fastest 40 year old wins the Rhino Award, the next fastest 50 year old wins the Buffalo Award. A runner can only win one Bronze Award. There will be no ties. The Race Directors will determine a winner if necessary.



*Finisher's Plaque*



*Jennifer Johnston and Ram Award*



*Cougar Award: Male and Female, 30 – 75.*




*Rhino Award: Male and Female 40 – 75.*

### Buckles and Plaques


- Solid Sterling Silver/Solid 14k Gold Buckle for any runner that breaks the course record. Only one buckle per finisher.
- Solid 14k gold buckle for anyone that breaks the overall course record of 17:35:48

- Silver Belt Buckle: Solid Sterling Silver for all sub-24 hours finishers
- Second Sunrise Ram Buckle: Solid bronze. For all runners crossing the finish line by the Second Sunrise (25:47 hours).

- 33 Hour Ram Buckle: Solid bronze, all Finishers between 25:47 and 33 hours.
- Major League Baseball Hats for all winners.
- Distinctive acid-etched metal plate mounted on a solid walnut plaque for all finishers.



*Suzanne Brana and Cougar Award*



*Jussi Hamalainen, Buffalo Award winner*



*Shannon Lyons and Buffalo Award*



*Arabian Stallion Award:  
First male finisher, 35 – 75*



*Buffalo Award for first Male and Female  
finishers, 50 – 75.*



*Elk Award: For 1000 miles finished,  
no time limit.*

- Dated 5-color Finisher t-shirt for all finishers.
- Multi-color t-shirt for all participants.

#### **Eagle Award**

For any runner who completes 10 consecutive Angeles Crest 100 Endurance Runs.

#### **Elk Award**


For any runner who completes 1,000 miles (with no time limit). You will receive credit for either the Eagle or the Elk Award but not both.

#### **California Grizzly Award**

For the first overall runner who wins both California 100 Mile Endurance Runs (Western States and Angeles Crest) in the same calendar year.



*Elena McMahon and Rhino Award*



*Martimiano Cervantes and Buck Award*




*Buck Award: Male 45 – 75*



*Grizzly Award for the first overall winner of the Western States 100 and the Angeles Crest 100 in the same year.*

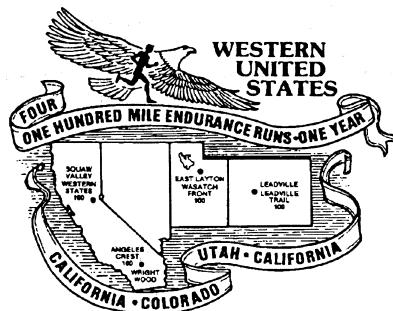


*Ram's Head Trophy*



*Plaque for completion of the Western United States (4 x 100)*

**Related Races and Awards:**



**Western United States:**

Any runner completing the four one hundred mile endurance runs in the Western United States in the same year will be eligible for a distinctive plaque commemorating the accomplishment.

To be eligible, the runner must have finished: the Western States, Leadville, Wasatch and Angeles Crest 100 Mile Endurance Runs. All eligible runners must apply by Friday, prior to the start of the AC100 Run. We will not accept any applications at the conclusion of the Run.



**Last Great Race on Earth**

Any runner completing the six designated one hundred mile endurance runs in the United States in the same year will be eligible for a distinctive plaque commemorating the accomplishment.



*Plaque for completion of the Last Great Race (6 x 100)*

To be eligible, the runner must have finished:

- Two races on the East Coast: the Old Dominion and Vermont Endurance Runs
- Two races in the Mountain West: the Wasatch Front 100 and Leadville Endurance Runs.
- Two races on the West Coast – the Western States 100 and Angeles Crest 100 Endurance Runs.

All eligible runners must apply by Friday, prior to the start of the AC100 Run. We will not accept any applications at the conclusion of the Run.

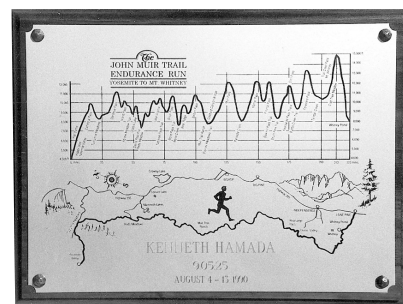
*The*  
**JOHN MUIR TRAIL  
ENDURANCE RUN**  
YOSEMITE TO MT. WHITNEY

**John Muir Trail**

This is not an organized event as the JMT is in a wilderness area where no organized event can be held. Runners completing the trail from Yosemite Valley to Mt. Whitney in ten days will receive a JMT t-shirt. They also may be eligible for a distinctive solid walnut plaque commemorating the accomplishment. We will maintain information for others who may attempt the run and keep track of finishers.

If you are serious about running the JMT, start planning early. Topographic maps and books are available at backpacking stores.

Send specific questions and concerns regarding the JMT with a SASE to the AC100 Race Management.



*Plaque for completion of the John Muir Trail*

## How the Awards Work...

The explanation of the AC100 awards structure.

First, discard traditional assumptions about age groups.

The point of the AC100 award structure is to encourage competition by continually levelling the playing field.

- 1) All runners (18-75) can run the Ram Race.
- 2) The runner must be at least 30 to enter the Cougar Race
- 3) A 51 year old runner can run all of the races.
- 4) If a fast 51 year-old runner beat all of the 40 year-old runners, he wins the Rhino Award. He also vacates the Buck and Buffalo Races, giving other runners an opportunity. Jussi Hamalainen did this in 1997.
- 5) Now, compare the previous to common practice. If the awards were the traditional "age-group" awards, Jussi would have been "stuck" in the Buffalo Race, and the 50-55 year old age group, unless he was the overall winner.

Only the "overall winner" in a "traditional age group" is allowed to "race" out of their "traditional age group."

At AC100, everyone is encouraged to "race" out of their age group.

- 6) In the AC100 structure, if a fast senior runner beats the younger runner, then he takes their awards.
- 7) At AC100, we reward performance by continually leveling the playing field.
- 8) If you are are 50 and fast, you will do well here.



*Angeles Crest 100 Awards Structure*

| Age Group | Ram<br>18 - 75<br>m & f | Cougar<br>30 - 75<br>m & f | Arabian<br>Stallion<br>35 - 75<br>male only | Rhino<br>40 - 75<br>m & f | Buck<br>45 - 75<br>male only | Buffalo<br>50 - 75<br>m & f |
|-----------|-------------------------|----------------------------|---|---------------------------|------------------------------|-----------------------------|
| 18 - 75   |                         |                            |   |                           |                              |                             |
| 30 - 75   |                         |                            |   |                           |                              |                             |
| 35 - 75   |                         |                            |   |                           |                              |                             |
| 40 - 75   |                         |                            |   |                           |                              |                             |
| 45 - 75   |                         |                            |   |                           |                              |                             |
| 50 - 75   |                         |                            |   |                           |                              |                             |

*"Ten Races in the Race"*

# 6. 1999 Race Team and Volunteers

**Race Director:** Ken Hamada

**Co-Race Director:** Hal Winton

**Assistant Race Director:**

Lee Freeman

**Assistant Race Director**

Andy Morehead

**Amateur Radio Communication**

John Minger

**Search and Rescue:** Dick Sale

**Medical Director:** Lauren Cepeda

**Forestry Service Liaison**

Bruce Quintelier

**Trail Boss Program Liaison**

Hal Winton

**Training Runs:**

Hal Winton/Lee Freeman

**Photographer:** Lee Freeman

*Run Brochure*

**Design and Art Direction**

Larry Gassan

**Copy Editors:**

Renne Gardner, Geri Kilgariff, Kathy Hamilton, Leslie Sowle

**Maps and Graphs:**

Larry Gassan. Original 1991 course profile data by Lee Freeman and Larry Blanchard. Revised 1998 profile data supplied by Jeff Robbins. Arterial maps based on Thomas Bros & DeLorme Street Atlas USA 3.0. Course maps based on Harrison Maps; *Angeles Crest Front Range*, and *Angeles Crest High Country*.

**Copytypists:**

Sinead Harte, Denise Anzalone

**Database Sources and References:**

John Davis, Andy Morehead, Fred Pilon of *UltraRunner Magazine*, Jeff Robbins, Dick Sale

**Proofreader:** Leslie Sowle

**Spot Illustrations**

Grolier Encyclopedia, ©1997

*Checkpoint Coordinators*

**Wrightwood:** George Evans

**Inspiration:** Richard Marshall

**Vincent Gap:** Ken Hamada

**Islip Saddle:** Craig Fuller

**Kratka Ridge:**

Robin and Don Crowell

**Eagle's Roost:** Alicia Gross

**Cloudburst:** Hal Winton

**Pajarito:** Barry Glennan

**Glenwood:** Andre Slezak

**Three Points:** Marty Minnich

**Mt Hillyer:** Lee Freeman

**Chilao:** Scott Butler

**Shortcut Saddle:**

Ann and Kent Holder

**Newcomb's Saddle:** Mike Peralez

**Chantry Flats:** Sharon Cooper

**Idlehour Trail:** Kathy Brown

**Sam Merrill Trail:** H E West

**Millard Campground:** Dave Emmons

**Johnson Field:** Andy Morehead

**Post-Race Picnic Canteen:**

Leonard Klenk and Mack Bowers.

Mack is responsible for the "all-night/all-day" hospitality kitchen.

**Award Ceremony:**

Hal Winton, Lee Freeman, Andy Morehead and Ken Hamada

**Thanks also to...**

Special thanks to Don Matthias who donated the Finisher License Plate frames for all race finishers and Volunteer License Plate frames for race volunteers. Also, in the early years as the race was developing, Don donated all the five color Finisher t-shirts.

**Wrightwood Volunteers:**

George Evans, and the Wrightwood Fire Dept. who...

- manned the medical check Friday before the race and at Islip Saddle on race day
- provided the manpower for the Friday night pre-race dinner
- provided the lights and public address system at the race start on Saturday morning
- transported the drop bags to Islip Saddle.


...and thanks also to Wrightwood Boy Scout, Troop No. 351

**Breakfast volunteers:**

Daryl Clayton, Wendy Clayton, Cindy Eichelberger, Jeff Ellingwood, Bubba Clayton, Ryan Clover, Andy Ellingwood, Patrick Turner, Sean LaCombe, Stephen LaCombe, Kristi Clayton.



*Montrose Search and Rescue, led by John McKently.*



*Andy Morehead*



*Search and Rescue  
Coordination:***Sierra Madre Search and Rescue:**

Dick Sale, Steve Millenbach, Arnold Gaffrey, Lin Kroll and the Team.

**Montrose Search and Rescue:**

John McKently and the Team.

**US Forestry Service Coordination:**

Bruce Quintelier.

**Trail Boss Program Coordination:**

John Horton, Jim Spencer (USFS), & Hal Winton (AC100 Trail Volunteers).

**Ham Radio and Packet Coordinator:**

Dick Sale

**Medical Team Director:**

Lauren Cepeda

**Training Runs**

Hal Winton, Lee Freeman and Ken Hamada.

**Drop Bag transportation**

George Evans

**Photography:** Lee Freeman.**Runners and Volunteers Database:**

Andy Morehead.

**Johnson's Field Coordinator:**

Phil Auzenne. His friends built the hot shower at Johnson's Field.

*Trail Marking:***Wrightwood to Acorn Trail:**

George Evans

**Acorn Trail to Inspiration Point:**

George Evans

**Inspiration Point to Islip Saddle:**

Craig Fuller

**Islip Saddle to Eagle's Roost:**

Mike Murphy

**Eagle's Roost to Cloudburst**

**Summit:** Mike Murphy

**Cloudburst Summit to Three**

**Points:** Garry Curry

**Three Points to Mt. Hillyer:**

Frank Pitts and Tony Farinella

**Hillyer to Chilao:**

John Marrell

**Chilao to Shortcut Saddle:**

Hal Winton

**Shortcut to Newcomb's Saddle:**

Mike Peralez

**Newcomb's Saddle**

**to Chantry Flats:** Chuck Simpson

**Mt. Wilson Toll Road to**

**Idlehour Campground:** Bill Kee

**Sunset Trailhead to Millard**

**Campground:** Dave Emmons

**Millard Campground to**

**Johnson's Field:** Brian Provost



*Hal Winton & Nancy Tinker*



*Shortcut Saddle Checkpoint led by Ann and Kent Holder, 1998.*

# 7. Course Wildlife



## Poison Oak

You can recognize it at a glance by its triple leaf pattern with prominent veins and shiny surface. In the summer, leaves are yellowish-green, pink, or reddish, with small white or tan berries. In the fall, the leaves turn bright red or russet brown.

You'll find poison oak on the Upper Winter Creek Trail between Chantry Flats and Manzanita Ridge, just before you reach the Wilson Toll Road.

It reappears in Idle Hour Canyon, especially at the bottom. The next occurrences are on the Sunset Trail going into Millard Campground.

If you contact poison oak, washing with Fels-Naptha soap and cold water immediately; or Tecnu solvent, or generous floods of rubbing alcohol in a pinch. These may remove enough of the oil and save you from a major outbreak.



## Rattlesnakes

The Southern Pacific Rattlesnake is the most common rattlesnake inhabiting the San Gabriel Mountains. Average adult size is from 3 to 4 feet, but they may reach 5 feet. You can distinguish a rattlesnake from other common snakes by the depression located between the eye and the nostril on each side of the head. This depression, or "pit", is a heat sensing organ that the snake uses to sense the pres-

ence and location of prey. The effective range of this heat receptor is about 14 inches.

Since snakes lack means of regulating body temperature, daily and seasonal temperatures affect their degree of activity. In late fall, the snakes seek shelter in burrows of animals or rock crevices. Here they spend the winter until the temperature rises in the spring. In the summer, the snakes are more active in the evening and morning, avoiding the mid-day heat.

Rattlesnakes have no external ears and have poor eyesight, but they do pick up ground tremors and have a keen sense of smell. This is how they can detect your presence from a distance.

The reaction of a rattlesnake when disturbed depends on the conditions at the moment. Sex, age, species, weather and environmental conditions are important factors in rattlesnake behavior. A rattlesnake will generally withdraw or try to escape when encountered. But if it is cornered, teased or stepped on, it will put up a good fight.

Rattlesnakes are occasionally sighted during the Run. To reduce risk: **STAY ON THE MAINTAINED TRAILS.** This way you have a good chance of seeing the snake before you are too close. Do not attempt to kill or capture it. If left alone, it will probably leave quickly.

If you are bitten, forget all that cut, suck and tie-a-tourniquet stuff you may have heard about. The most important thing is to get to a hospital, says Dr. Jerome Hoffman, toxicology expert and professor of emergency medicine at UCLA Medical Center. Keep the wound clean and don't tie anything around it. The oft-prescribed tourniquet, meant to keep venom-filled blood from flowing back to the heart, is no longer considered effective first aid, Hoffman says, especially when performed by people without medical training. If you must transport the victim yourself, keep the bitten extremity relatively immobile and at heart level or below, experts advise. don't pack the bitten area in ice, says Lee Cantrell, a pharmacist and supervisor

of the Los Angeles Regional Drug and Poison Information Center. But removing rings and watches is a good idea since swelling can occur. Suctioning of venom from the wound is also discouraged because it must be done, Hoffman says, within a vary narrow window or the technique can be harmful. No one's going to get bitten and die immediately, Cantrell says. Proceeding safely and sanely is the best bet.



## Black Bears

Two kinds of black bear inhabit California: the northwestern black bear and the Sierra Nevada black bear. They have not been hunted extensively in the state.

Black bears aren't just black. Their colors range from black and dark brown to cinnamon, light brown, and even yellow and bluish hues. Often cubs of one litter will be different colors.

Black bears eat everything: vegetation, berries, insects, honey, carrion, fish, frogs, fruit and nuts. In overpopulated areas, bears will eat tree bark, damaging second growth timber. While they don't normally prey on game or domestic livestock, they have been known to kill other animals.


The adult bear normally weighs between 200 and 300 pounds. The largest black bear in California on record weighed 498 pounds.

Mating season is in June. That's the only time male bears are with females. Females initially breed at three years of age, then every other year. The gestation period is about 7 1/2 months.

Bears den up and sleep during the winter, living off their stored fat. The young are born during this dormant period, usually in January. They are born blind and weigh only six to eight ounces.

While bears appear clumsy with their flat footed, shuffling gait, they can travel fast and climb trees with ease. Bears tend to be nocturnal and usually aren't active during the day.

While the black bear population was larger, California grizzly bears were the biggest concern of early Californians. Large and ferocious, these animals killed livestock and many early settlers. They even stalked the slopes of Mt. Baden-Powell. Grizzlies were eventually judged too dangerous and exterminated in California. The last record of a grizzly bear in this state was in 1922 in Tulare County, although grizzlies were wiped out in most parts California long before that date.



### Sightings Of Mountain Lions

There have been a significant number of mountain lion sightings in local foothills. A healthy mountain lion population coupled with habitat loss are among the reasons for increased sightings

**Four Americans have been killed during the past 21 years, and 14 have been injured. Compare this to an average of 40,000 deaths per year from highway fatalities.**

Throughout the West, mountain lions are now classified as game animals, which means hunting is regulated to prevent excessive "harvest." In addition, in 1989, Californians passed a law that gives the cats full protection from hunting. This law also mandated special funding to protect their habitat.

These measures worked. Most observers agree that there are now more mountain lions in the West than there were 20 or even 50 years ago. One indication is the attacks on humans.

Like other big cats, mountain lions specialize in killing large mammals with hooves, primarily deer and elk. They're also able to live on smaller prey.

A human standing up is not the right shape for a cat's prey. An erect person's head and neck are in the wrong place. Most adult humans are taller than typical lion's prey. The location of the neck is the most important, for that's where the cat bites to kill. When a bear encounters a big cat, it stands up in a defensive mode.

A person sitting, squatting or bending over looks a lot like four-legged prey. So standing up, facing the mountain lion, not running away, making a lot of noise, and putting on a face, may deter big cat attacks.



### Bighorn Sheep

Bighorn sheep, like mountain goats and caribou, are a wilderness species intolerant of human disturbance.

Bighorn sheep are round, thick, and short-bodied. The pelage, similar to that of deer, is darker on rams than ewes. The Nelson bighorn is light steel-gray in color. The California bighorn is light, pearl-gray. The peninsula bighorn is paler than either.

Adult rams usually weigh up to 140 pounds. Prime animals weigh 200 pounds or more. The head and horns alone may be over 30 pounds in large specimens. Ewes are much smaller and lighter.

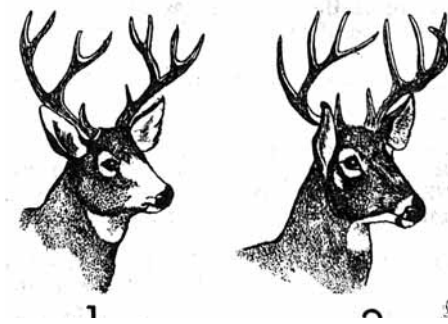
Male and female bighorn grow horns they never shed. Growth rings on the horns indicate the animal's age. Ewe horns are erect and flat, measuring up 10 inches long on adults. Mature rams have round, curving horns which may be a half circle, three-quarters, or even a full circle. The horns on a two-year-old ram look like ewe horns. At three years of age, rams are distinguished from ewes by larger, more curled horns.

Bighorns live up to 17 years. Their life span depends on range conditions. For most of the year, bighorns divide into ewe bands and ram bands. During breeding season (October through December), they gather into mixed groups. Females breed at 18 months. The gestation period is about six months. Lambs are born in April and early May, usually as singles--twins are uncommon. Lambs are completely weaned at four to five months of age.

Bighorn sheep can go a long time without water, and may range as far as 20 miles from the closest water source. Adults seldom come to water while on green, succulent feed. Lambs never come to water while nursing.

In the summer, California bighorn scatter in high mountain country above timberline. They migrate down in the fall to spend the winter on lower ranges. Bighorn sheep feed on grass, sedges, forbs and browse. Succulent forage is extremely important during the long, hot, dry periods of the year.

Since 1873, state law has afforded the bighorn year-around protection, but poaching still occurs in remote areas. There are an estimated 2,000 to 2,500 bighorn in California, throughout the San Gabriel Mountains, Death Valley National Monument and Joshua Tree National Monument.



### Deer in the San Gabriels

There are five kinds of mule deer in California, all considered to be members of the same species, *Odocoileus hemionus*. They are: Columbian black-tailed deer, California mule deer, Rocky Mountain mule deer, Southern mule deer, and the burro mule deer.

Deer are primarily browsing animals. They eat twigs, buds, and leaves of shrubs and trees. They also rely on acorns (called "mast") in some areas. In the spring and fall they will eat grasses, weeds and other green herbaceous plants.

Deer have keen hearing. Air movement governs its sense of smell. Deer have poor vision for stationary objects but are quick to catch motion.

Bucks alone have antlers. Antlers are shed every year in midwinter and the bucks go bare-headed until a new set starts to grow in early spring. They grow anew each year.

Growing antlers are covered with a velvet-like skin until fully developed, at which time the skin is shed. During the growing period the antlers are filled with blood and nerves and are sensitive and easily injured. By the time the mating season begins, the antlers have shrunk and become hard and insensitive and the velvet has been rubbed off.

The size of the antlers and the number of points on each side generally increase as the deer progresses toward maturity, after which the number of points may be less numerous in old age. However, both size and the number of points may vary with the diet, particularly in the first year of life. A yearling on good feed may have three-point antlers and a three-year-old on poor feed may wear only spikes. An adult buck in the prime of life ordinarily has four points on each side. Antlers

are unreliable as indicators of age. Age can be determined only by tooth development and wear.

Both bucks and does have reddish coats during the summer, but their colors change to gray in the fall as the long hairs of their coats grow out to form the winter pelage. Fawns are born with spotted coats but lose the spots about 8 to 10 weeks after birth, or about the time they are weaned.

In California, deer seldom breed before they are 16 to 18 months old. The necks of the bucks become swollen several weeks before the actual breeding season and remain so until the breeding activity subsides. Does may have as many as three separate breeding periods during the season, spaced about 28 days apart. If they fail to breed during the first period, they may breed during the second or third period.

Breeding seasons vary with elevation and latitude, but are generally timed so that the young are born during the time of the year when green herbaceous feed is available. The does carry their young for 195-210 days or about seven months and commonly bear single fawns.

The peak of the fawning season varies throughout the State, from early April in parts of coastal California to mid-July in the Sierra Nevada. Some fawns are born earlier and some are born later than the peak periods. Fawns are usually weaned about 60 to 90 days after birth.

The California mule deer is the second most abundant subspecies of deer in the State and is found in abundance in the San Gabriel Mountains.

The animal is migratory except in coastal Southern California and foothill areas where snow does not cause range shifts. The breeding season occurs in October or November in areas along the coast, but extends as late as mid-December in high mountain ranges in the interior.

Nobody knows how many deer were in California when the early settlers arrived. Historical records indicate that in pioneer times deer may not have been as common in the high mountains as they are now, but they

were numerous in the valleys and foothills.

After the gold rush hit California with full impact and the settlers began to crowd in, the deer population began to decline. Although market and hide hunting, as well as the day-by-day take of deer for food by individual settlers, is usually charged with having caused the decline in deer numbers, overgrazing and range depletion also had a major impact. As a result of these factors, the deer population reached a low ebb around the turn of the century.

Today, the deer are the most abundant and most popular big game animal in California.

In the face of phenomenal increases in the human population with its attendant spread of settlement and cultivation of the soil, mining, logging, livestock grazing, and all the other activities that have changed the primitive aspect of the land, deer have made a big comeback. There are probably more deer in California today than there ever were in pre-contact times.

The growing deer population is the result of several factors, the most important of which is the ability of deer to live close to humans. Populations of some species of native animals have declined or have disappeared entirely as a result of man's civilization. However, the deer, like the coyote, has adapted itself to and benefited from many of man's activities.

Clearing of foothill and mountain homesteads, timber cutting, forest fires has created openings and led to the spread of palatable herbs and browses have actually improved the deer habitat. The establishment of protective laws and enforcement by game wardens gave the adaptable deer enough protection to take advantage of their ability to reproduce and multiply.

Since mountain lions inhabit the same range as the deer and deer make up a large part of its diet, the growing deer population has created an opportunity for its natural predator, the mountain lion, to thrive.



*Finish Line 1994: Ben Hian, Joanne Urioste, Evelyn Marshall and Joe Schlereth*

### Ranking and Index Notes

Finishers are indexed by time and name (starting on page 38). All data is drawn from finisher lists as listed in *Ultrarunning*. Winners are indicated in boldface.

Awards are listed in full when possible. Finishers for the Last Great Race(s), the Western United States, and John Muir Trail are listed on page 42.

### Awards Abbreviations

- G/S Buckle: Gold/Silver Buckle
- L5: Last Great Race (5 races)
- L6: Last Great Race (6 Races)
- W4: Western United States
- SY: Sportsman of the Year

| Rank          | Name                          | Home | Time     | Year | Award        |
|---------------|-------------------------------|------|----------|------|--------------|
| <b>sub 20</b> |                               |      |          |      |              |
| 1             | <b>Jim O'Brien, 36</b>        | CA   | 17:35:48 | 1989 | G/S Buckle   |
| 2             | <b>Ben Hian, 25</b>           | CA   | 18:39:48 | 1994 | Ram          |
| 3             | <b>Ben Hian, 27</b>           | CA   | 18:50:24 | 1996 | Ram          |
| 4             | <b>Ben Hian, 29</b>           | CA   | 19:05:35 | 1998 | Ram          |
| 5             | <b>Ben Hian, 26</b>           | CA   | 19:11:11 | 1995 | Ram          |
| 6             | Scott Jurek, 24               | SD   | 19:15:06 | 1998 |              |
| 7             | <b>Fred Shufflebarger, 44</b> | CA   | 19:22:16 | 1992 | G/S Buckle   |
| 8             | Tom Nielsen, 39               | CA   | 19:26:08 | 1998 | Cougar       |
| 9             | Gabriel Flores, 29            | CA   | 19:30:36 | 1995 |              |
| 10            | Jussi Hamalainen, 44          | CA   | 19:31:24 | 1990 | G/S Buckle   |
| 11            | Cirildo Gonzalez, 43          | MEX  | 19:37:03 | 1997 | Ram          |
| 12            | Jim Gensichen, 38             | CA   | 19:37:13 | 1987 | G/S Buckle   |
| 13            | Fred Shufflebarger, 45        | CA   | 19:41:44 | 1993 | Ram          |
| 14            | Jim Pellon, 37                | CA   | 19:44:44 | 1987 |              |
| 15            | Joe Schlereth, 44             | CA   | 19:50:47 | 1994 | Rhino        |
| 16            | Jussi Hamalainen, 49          | CA   | 19:51:26 | 1995 | Rhino, Eagle |
| 17            | Jim O'Brien, 34               | CA   | 19:51:47 | 1987 |              |

### sub 21

|    |                   |    |          |      |        |
|----|-------------------|----|----------|------|--------|
| 18 | Joe Schlereth, 43 | CA | 20:04:11 | 1993 |        |
| 19 | Tom Nielsen, 38   | CA | 20:09:22 | 1997 | Cougar |
| 20 | Bill Kissell, 32  | CA | 20:10:52 | 1987 |        |

| Rank | Name                        | Home | Time     | Year | Award      |
|------|-----------------------------|------|----------|------|------------|
| 21   | <b>Jussi Hamalainen, 45</b> | CA   | 20:12:56 | 1991 |            |
| 22   | Jussi Hamalainen, 41        | FIN  | 20:15:20 | 1987 |            |
| 23   | Joe Schlereth, 45           | CA   | 20:17:25 | 1995 |            |
| 24   | Jussi Hamalainen, 46        | CA   | 20:18:05 | 1992 |            |
| 25   | <b>Jim Gensichen, 39</b>    | CA   | 20:21:49 | 1988 | G/S Buckle |
| 26   | Tom Nielsen, 37             | CA   | 20:22:22 | 1996 | Cougar     |
| 27   | Kevin Sawchuk, 32           | VA   | 20:23:14 | 1997 |            |
| 28   | Leland Barker, 39           | UT   | 20:30:26 | 1997 |            |
| 29   | Jussi Hamalainen, 43        | CA   | 20:31:21 | 1989 |            |
| 30   | Jussi Hamalainen, 47        | CA   | 20:33:25 | 1993 |            |
| 31   | Ian Torrence, 25            | NV   | 20:40:37 | 1997 |            |
| 32   | Stephen Harris, 41          | CA   | 20:43:04 | 1995 |            |
| 33   | Joe Schlereth, 46           | CA   | 20:46:34 | 1996 | Rhino      |
| 34   | Ian Torrence, 26            | NV   | 20:52:21 | 1998 |            |
| 35   | Juan Herrera, 28            | MEX  | 20:52:29 | 1997 |            |
| 36   | Madero Herrera, 25          | MEX  | 20:54:45 | 1996 |            |
| 37   | Patrik Gunnarsson, 33       | CA   | 20:57:53 | 1998 |            |
| 38   | Jeff Hines, 36              | CA   | 20:59:04 | 1996 |            |
| 39   | Joe Schlereth, 42           | CA   | 20:59:18 | 1992 |            |

### sub 22


|    |                      |    |          |      |       |
|----|----------------------|----|----------|------|-------|
| 40 | Dale Capewell, 31    | CA | 21:04:30 | 1994 |       |
| 41 | Jussi Hamalainen, 42 | CA | 21:05:22 | 1988 |       |
| 42 | Hans Put, 37         | NY | 21:06:08 | 1998 | Horse |



Tom Nielsen, 1997



Sherry Kae Johns, 1997



Denis Trafecanty, 1997

| Rank | Name                     | Home | Time     | Year | Award   |
|------|--------------------------|------|----------|------|---------|
| 43   | Al Val Verde, 40         | CA   | 21:06:09 | 1998 | Rhino   |
| 44   | Chip Parsons, 38         | CA   | 21:13:05 | 1992 |         |
| 45   | Stephen Harris, 34       | CA   | 21:17:40 | 1988 |         |
| 46   | Douglas Spencer, 39      | CA   | 21:17:53 | 1997 |         |
| 47   | Bill Finkbeiner, 36      | CA   | 21:18:28 | 1992 | W4      |
| 48   | Jussi Hamalainen, 48     | CA   | 21:19:46 | 1994 |         |
| 49   | Jack Slater, 42          | CA   | 21:20:17 | 1989 |         |
| 50   | Jussi Hamalainen, 51     | CA   | 21:20:55 | 1997 | Rhino   |
| 51   | Fred Shufflebarger, 41   | CA   | 21:24:01 | 1991 |         |
| 52   | Jonathan Worswick, 34    | CA   | 21:27:32 | 1997 |         |
| 53   | Joe Schlereth, 39        | CA   | 21:31:58 | 1989 |         |
| 54   | Dan Barger, 25           | CA   | 21:35:20 | 1990 |         |
| 55   | Kurt Madden, 39          | CA   | 21:35:53 | 1994 |         |
| 56   | Martimiano Cervantes, 46 | MEX  | 21:36:59 | 1998 | Buck    |
| 57   | Joe Schlereth, 41        | CA   | 21:37:27 | 1991 | W4      |
| 58   | Jack Slater, 41          | CA   | 21:40:05 | 1988 |         |
| 59   | Stephen Harris, 40       | CA   | 21:40:16 | 1994 |         |
| 60   | Stephen Harris, 44       | CA   | 21:42:46 | 1998 |         |
| 61   | Jack Slater, 43          | CA   | 21:45:14 | 1990 |         |
| 62   | Ron Ehrhard, 28          | CA   | 21:47:14 | 1998 |         |
| 63   | Stephen Harris, 38       | CA   | 21:49:56 | 1992 |         |
| 64   | Jeff Hines, 35           | CA   | 21:50:36 | 1995 |         |
| 65   | Richard Provost, 40      | CA   | 21:52:00 | 1986 |         |
| 66   | Carlos Banderas, 48      | CA   | 21:53:52 | 1998 |         |
| 67   | David Park, 38           | CA   | 21:54:33 | 1994 |         |
| 68   | Jussi Hamalainen, 50     | CA   | 21:55:40 | 1996 | Buffalo |
| 69   | Dick Brainard, 44        | MA   | 21:56:06 | 1989 |         |
| 70   | Dave Atlas, 33           | MT   | 21:56:13 | 1992 |         |
| 71   | John-Mark Staude, 26     | AZ   | 21:56:18 | 1991 |         |
| 72   | Jack Slater, 39          | CA   | 21:59:00 | 1986 |         |

sub 23

|    |                      |     |          |      |      |
|----|----------------------|-----|----------|------|------|
| 73 | Evelyn Marshall, 37  | CA  | 22:01:16 | 1995 | Ram  |
| 74 | Lance Davis, 33      | CA  | 22:03:10 | 1993 |      |
| 75 | Ignace Matthys, 32   | BEL | 22:05:26 | 1991 |      |
| 76 | Joseph Franko, 45    | CA  | 22:08:07 | 1991 |      |
| 77 | David Flynt, 39      | CA  | 22:08:17 | 1995 |      |
| 78 | Douglas Spencer, 38  | CA  | 22:08:53 | 1996 |      |
| 79 | Tim Seminoff, 38     | UT  | 22:12:07 | 1996 |      |
| 80 | Tom Cheese, 31       | CA  | 22:12:56 | 1990 |      |
| 81 | Stephen Harris, 43   | CA  | 22:13:02 | 1997 |      |
| 82 | Ben Hian, 24         | CA  | 22:14:00 | 1993 |      |
| 83 | Joseph Franko, 44    | CA  | 22:17:51 | 1990 |      |
| 84 | Lou Pals, 50         | CDN | 22:18:21 | 1992 |      |
| 85 | Cirildo Gonzalez, 44 | MEX | 22:20:05 | 1998 |      |
| 86 | Heikki Ingstrom, 34  | UT  | 22:21:03 | 1992 |      |
| 87 | Marshall Ulrich, 38  | CO  | 22:22:14 | 1989 | LGR6 |

| Rank | Name                  | Home | Time     | Year | Award   |
|------|-----------------------|------|----------|------|---------|
| 88   | David Balsley, 42     | NY   | 22:22:35 | 1989 |         |
| 89   | David Park, 39        | CA   | 22:24:51 | 1995 |         |
| 90   | Donald Caldwell, 45   | CA   | 22:27:50 | 1989 |         |
| 91   | Dennis Huffman, 45    | CA   | 22:29:28 | 1994 |         |
| 92   | Dana Taylor, 33       | CA   | 22:29:28 | 1994 |         |
| 93   | Martyn Greaves,       | GB   | 22:30:20 | 1987 |         |
| 94   | Alfred Bogenhuber, 48 | CA   | 22:31:05 | 1988 |         |
| 95   | Bruce Hoff, 32        | CA   | 22:31:17 | 1995 |         |
| 96   | John Demorest, 38     | CA   | 22:31:54 | 1989 |         |
| 97   | Jussi Hamalainen, 52  | CA   | 22:33:46 | 1998 | Buffalo |
| 98   | Kathy Britcliffe, 34  | CA   | 22:36:57 | 1989 |         |
| 99   | David Flynt, 38       | CA   | 22:39:30 | 1994 |         |
| 100  | Sherry Kae Johns, 40  | AZ   | 22:39:35 | 1995 | Rhino   |
| 101  | Patrik Gunnarsson, 32 | CA   | 22:42:05 | 1997 |         |
| 102  | Stephen Harris, 42    | CA   | 22:43:41 | 1996 |         |
| 103  | Carlos Banderas, 47   | CA   | 22:45:05 | 1997 | Buck    |
| 104  | Joe Schlereth, 40     | CA   | 22:46:19 | 1990 |         |
| 105  | Jussi Hamalainen, 40  | CA   | 22:49:00 | 1986 |         |
| 106  | Rolly Portelance, 47  | CA   | 22:49:06 | 1990 |         |
| 107  | Dennis Huffman, 42    | CA   | 22:49:56 | 1991 |         |
| 108  | Blake Wood, 37        | NM   | 22:50:38 | 1995 |         |
| 109  | John Cave, 32         | WA   | 22:51:55 | 1992 |         |
| 110  | Scott McKenzie, 40    | CA   | 22:53:48 | 1995 |         |
| 111  | Gabriel Flores, 32    | CA   | 22:53:59 | 1998 |         |
| 112  | Tom Winter, 45        | CA   | 22:54:40 | 1994 |         |
| 113  | Kirk Apt, 33          | CO   | 22:55:34 | 1995 |         |
| 114  | Pat Whyte, 41         | CA   | 22:57:07 | 1989 |         |
| 115  | William Ramsey, 44    | CA   | 22:57:14 | 1997 |         |
| 116  | Carlos Banderas, 43   | CA   | 22:59:25 | 1994 |         |

sub 24

|     |                       |    |          |      |     |
|-----|-----------------------|----|----------|------|-----|
| 117 | Ralph West,           | CA | 23:02:04 | 1987 |     |
| 118 | Ian Maddieson, 44     | CA | 23:03:05 | 1986 |     |
| 119 | Marc Gallardo, 31     | CA | 23:05:46 | 1996 |     |
| 120 | Carlos Banderas, 45   | CA | 23:06:42 | 1995 |     |
| 121 | Ernesto Henriquez, 39 | CA | 23:06:42 | 1995 |     |
| 122 | Dan Barger, 23        | CA | 23:07:31 | 1988 |     |
| 123 | Chris Christensen, 35 | CA | 23:07:48 | 1992 |     |
| 124 | Shawn McDonald, 29    | CA | 23:10:42 | 1995 |     |
| 125 | Bill Carlson, 32      | CA | 23:12:17 | 1992 |     |
| 126 | Bill Kee, 40          | CA | 23:12:24 | 1997 |     |
| 127 | Mark Marcelli, 36     | CA | 23:13:18 | 1995 |     |
| 128 | Chris Cole, 23        | CA | 23:17:00 | 1986 |     |
| 129 | Sherry Johns, 42      | NM | 23:18:00 | 1997 | Ram |
| 130 | David Lygre, 47       | WA | 23:18:36 | 1989 |     |
| 131 | Joe Franiak, 30       | CA | 23:18:49 | 1991 |     |
| 132 | Scott McKenzie, 41    | CA | 23:20:37 | 1996 |     |



*Ben Hian, 1994*



*Evelyn Marshall, 1993*



*Scott Jurek, 1998*

| Rank       | Name                         | Home      | Time            | Year        | Award      |
|------------|------------------------------|-----------|-----------------|-------------|------------|
| 133        | Tom Sloan, 41                | CA        | 23:21:08        | 1989        |            |
| 134        | Phil Penna, 42               | CA        | 23:21:26        | 1990        |            |
| 135        | Kent Crites, 37              | CA        | 23:22:58        | 1988        |            |
| 136        | Michael Gregg, 28            | CA        | 23:23:00        | 1986        |            |
| 137        | Thomas Winter, 42            | CA        | 23:23:09        | 1990        |            |
| 138        | Bill Kee, 38                 | CA        | 23:24:12        | 1995        |            |
| 139        | Peter Gagarin, 44            | MA        | 23:25:11        | 1989        |            |
| 140        | Rob McNair, 44               | CA        | 23:26:11        | 1998        |            |
| 141        | Ray Bell, 44                 | FL        | 23:27:27        | 1988        | W4         |
| 142        | Alex Feldman, 40             | ID        | 23:28:07        | 1997        |            |
| 143        | Gary Johnson, 38             | CA        | 23:28:09        | 1991        |            |
| <b>144</b> | <b>Jennifer Johnston, 34</b> | <b>CA</b> | <b>23:28:43</b> | <b>1998</b> | <b>Ram</b> |
| 145        | Willis McCarthy, 35          | CA        | 23:29:01        | 1990        |            |
| 146        | Danny Westergaard, 31        | CA        | 23:29:32        | 1990        |            |
| 147        | Jeff Thompson, 39            | CA        | 23:29:54        | 1990        |            |
| 148        | Wendell Robison, 37          | WY        | 23:30:34        | 1989        |            |
| 149        | Jay Grobeson, 36             | CA        | 23:30:43        | 1997        |            |
| 150        | Scott Mills, 44              | VA        | 23:33:07        | 1995        |            |
| 151        | Dana Miller, 42              | UT        | 23:33:24        | 1993        |            |
| 152        | Larry Goodman, 33            | CA        | 23:35:48        | 1990        |            |
| 153        | Blake Wood, 38               | NM        | 23:36:16        | 1996        |            |
| <b>154</b> | <b>Susan Gimbel, 43</b>      | <b>CA</b> | <b>23:37:05</b> | <b>1990</b> |            |
| 155        | Denis Trafecanty, 53         | CA        | 23:37:09        | 1996        |            |
| 156        | Bruce Hoff, 29               | CA        | 23:37:15        | 1992        |            |
| 157        | Walter Allison, 35           | CA        | 23:38:34        | 1990        |            |
| 158        | Willis McCarthy, 42          | CA        | 23:39:19        | 1997        |            |
| <b>159</b> | <b>Evelyn Marshall, 36</b>   | <b>CA</b> | <b>23:39:37</b> | <b>1994</b> | <b>Ram</b> |
| 160        | Thomas Nielsen, 35           | CA        | 23:39:37        | 1994        |            |
| 161        | Richard Hillestad, 44        | CA        | 23:41:00        | 1986        |            |
| 162        | Kaname Sakurai, 34           | JPN       | 23:41:16        | 1998        | SY         |
| 163        | Kevin Lee, 32                | CA        | 23:41:40        | 1996        |            |
| 164        | Thomas Green, 42             | MD        | 23:43:46        | 1992        |            |
| 165        | Barry Condron, 30            | CA        | 23:44:35        | 1994        |            |
| 166        | Shawn McDonald, 32           | CA        | 23:44:55        | 1998        |            |
| 167        | David Adams, 41              | WY        | 23:45:10        | 1993        |            |
| 168        | Bernard Coudurier, 44        | CA        | 23:45:47        | 1996        |            |
| 169        | Hollis Lenderking, 40        | CA        | 23:46:46        | 1990        |            |
| <b>170</b> | <b>Vicki DeVita, 38</b>      | <b>CA</b> | <b>23:46:56</b> | <b>1991</b> |            |
| 171        | Michael Modzelewski, 36      | CA        | 23:47:20        | 1989        |            |
| 172        | Scott Modzelewski, 27        | AZ        | 23:47:20        | 1989        |            |
| 173        | John Cave, 31                | CA        | 23:47:30        | 1991        |            |
| 174        | John Demorest, 42            | CA        | 23:47:32        | 1993        |            |
| 175        | Mike Fiorito, 29             | NC        | 23:48:35        | 1996        |            |
| 176        | Scott McKenzie, 39           | CA        | 23:49:52        | 1994        |            |
| 177        | Larry Gassan, 41             | CA        | 23:50:04        | 1996        |            |
| 178        | Herb Tanzer, 38              | CA        | 23:51:02        | 1990        |            |
| 179        | Devy Reinstein, 34           | CA        | 23:51:25        | 1990        |            |

| Rank | Name                | Home | Time     | Year | Award |
|------|---------------------|------|----------|------|-------|
| 180  | Jack Slater, 44     | CA   | 23:51:26 | 1991 |       |
| 181  | Noel Hanna, 31      | IRE  | 23:51:29 | 1998 | SY    |
| 182  | Stewart Dufield, 36 | WA   | 23:51:42 | 1991 |       |
| 183  | Jamie Williams, 45  | CA   | 23:51:57 | 1994 |       |
| 184  | Gordon Hardman, 38  | CO   | 23:53:00 | 1989 | LGR6  |
| 185  | Jack Slater, 45     | CA   | 23:53:18 | 1992 |       |
| 186  | Larry Harlan, 37    | CA   | 23:53:44 | 1996 |       |
| 187  | Wendell Robison, 38 | WY   | 23:54:00 | 1990 |       |
| 188  | Jack Slater, 40     | CA   | 23:54:25 | 1987 |       |
| 189  | Jeff Peccsar, 38    | CA   | 23:55:15 | 1988 |       |
| 190  | Garry Curry, 33     | CA   | 23:55:25 | 1987 |       |

**sub 25**

|            |                               |           |                 |             |            |
|------------|-------------------------------|-----------|-----------------|-------------|------------|
| 191        | Robert Prado, 34              | CA        | 24:01:16        | 1988        |            |
| 192        | John Bandur, 48               | WA        | 24:04:00        | 1986        |            |
| <b>193</b> | <b>Jennifer Henderson, 37</b> | <b>CA</b> | <b>24:28:27</b> | <b>1996</b> | <b>Ram</b> |
| 194        | Martin Ramires, 34            | AZ        | 24:28:27        | 1996        |            |
| 195        | Adaberto Mendoza, 47          | CA        | 24:30:01        | 1998        |            |
| 196        | Edith Bogenhuber, 47          | CA        | 24:31:04        | 1991        |            |
| 197        | Gene Thibeault, 49            | CA        | 24:32:14        | 1995        |            |
| 198        | Vince Pedroia, 52             | CA        | 24:37:32        | 1998        |            |
| 199        | David Flynt, 38               | CA        | 24:40:48        | 1993        |            |
| 200        | Vincent Balch, 41             | CA        | 24:42:02        | 1997        |            |
| 201        | Dale Sutton, 47               | CA        | 24:44:30        | 1987        |            |
| 202        | George Beech, 41              | CO        | 24:50:02        | 1991        |            |
| 203        | Denis Trafecanty, 54          | CA        | 24:52:48        | 1997        | Buffalo    |
| 204        | Marc Gallardo, 32             | CA        | 24:53:52        | 1997        |            |
| 205        | Monte Mackey, 41              | CA        | 24:55:57        | 1997        |            |
| 206        | Nick Bassett, 50              | WY        | 24:56:49        | 1995        | Buffalo    |
| 207        | Wayne Gibbons, 31             | CA        | 24:58:07        | 1990        |            |
| 208        | Tom Sloan, 40                 | CA        | 24:58:26        | 1988        |            |
| 209        | Edward Boggess, 39            | CO        | 24:59:58        | 1997        |            |

**sub 26**

|     |                       |    |          |      |     |
|-----|-----------------------|----|----------|------|-----|
| 210 | Perry Petschar, 23    | CA | 25:00:55 | 1995 |     |
| 211 | Rob McNair, 43        | CA | 25:02:18 | 1997 |     |
| 212 | Ed Masters, 37        | UT | 25:04:41 | 1989 |     |
| 213 | Elaina McMahon, 39    | CA | 25:05:33 | 1996 |     |
| 214 | Martha Swatt, 33      | WY | 25:06:00 | 1995 |     |
| 215 | Dan Barger, 29        | CA | 25:06:08 | 1994 |     |
| 216 | Thomas Winter, 39     | CA | 25:08:37 | 1987 |     |
| 217 | Monte Mackey, 35      | CA | 25:08:54 | 1991 |     |
| 218 | Bernard Coudurier, 45 | CA | 25:10:38 | 1997 |     |
| 219 | Peter Palmer, 44      | CT | 25:14:18 | 1997 |     |
| 220 | Vince Pedroia, 51     | CA | 25:14:36 | 1997 |     |
| 221 | Evelyn Marshall, 35   | CA | 25:15:09 | 1993 | Ram |
| 222 | Donald Tucker, 32     | UT | 25:16:14 | 1989 |     |



Gabriel Flores & son Gabriel, 1998



Jope Schlereth, 1994



Carlos Banderas, 1997 Buck

| Rank | Name                   | Home | Time     | Year | Award |
|------|------------------------|------|----------|------|-------|
| 223  | Walter Morrison, 52    | CA   | 25:16:54 | 1990 |       |
| 224  | Peter Gagarin, 41      | MA   | 25:19:00 | 1986 |       |
| 225  | Robert Volkenand, 57   | OR   | 25:21:16 | 1988 |       |
| 226  | Edith Bogenhuber, 46   | CA   | 25:23:37 | 1990 |       |
| 227  | Barry Condron, 30      | CA   | 25:23:42 | 1993 |       |
| 228  | William Ramsey, 43     | CA   | 25:26:11 | 1996 |       |
| 229  | Patrick Stewart, 35    | CA   | 25:31:03 | 1997 |       |
| 230  | Dennis Huffman, 44     | CA   | 25:31:56 | 1993 |       |
| 231  | Jay Grobeson, 34       | CA   | 25:32:46 | 1995 |       |
| 232  | David Capron, 53       | CA   | 25:33:47 | 1998 |       |
| 233  | Jay Grobeson, 35       | CA   | 25:37:25 | 1996 |       |
| 234  | Jay Grobeson, 37       | CA   | 25:38:51 | 1998 | LGR6  |
| 235  | Curt Ringstad, 41      | OR   | 25:42:36 | 1993 |       |
| 236  | Brandon Sybrowsky, 22  | UT   | 25:44:42 | 1993 |       |
| 237  | Nancy Tinker, 40       | CA   | 25:44:48 | 1991 |       |
| 238  | Raymond Villeneuve, 38 | CDN  | 25:52:30 | 1992 |       |
| 239  | Steve Harvey, 44       | CA   | 25:55:31 | 1988 |       |
| 240  | Terry Crawford, 42     | CA   | 25:57:25 | 1990 |       |
| 241  | Al Val Verde, 39       | CA   | 25:58:11 | 1997 |       |

**sub 27**

|            |                             |           |                 |             |    |
|------------|-----------------------------|-----------|-----------------|-------------|----|
| 242        | Tim Ball, 32                | CA        | 26:02:04        | 1991        |    |
| 243        | John Bandur, 51             | WA        | 26:03:20        | 1989        |    |
| 244        | Rene Casteran, 42           | OR        | 26:03:20        | 1989        | W4 |
| 245        | Linda Elam, 45              | CA        | 26:04:16        | 1991        | W4 |
| 246        | akabill Molmen, 54          | HI        | 26:04:42        | 1998        |    |
| 247        | Gary Ritchie, 58            | CA        | 26:08:18        | 1998        |    |
| 248        | Ted Winters, 48             | CA        | 26:09:00        | 1986        |    |
| 249        | Jean-Paul Mazaud, 43        | CA        | 26:13:02        | 1995        |    |
| 250        | Garry Curry, 42             | CO        | 26:14:50        | 1996        |    |
| 251        | Jay Grobeson, 33            | CA        | 26:15:33        | 1994        |    |
| 252        | Dave Robinson, 34           | CA        | 26:16:19        | 1996        |    |
| 253        | Bernard Coudurier, 43       | CA        | 26:16:33        | 1995        |    |
| 254        | Nancy Tinker, 42            | CA        | 26:17:59        | 1993        |    |
| 255        | Phil Galdi, 36              | CA        | 26:23:00        | 1986        |    |
| 256        | Nick Bassett, 52            | WY        | 26:23:10        | 1997        |    |
| 257        | Richard Gates, 35           | UT        | 26:24:18        | 1992        | W4 |
| 258        | Jack Nosco, 30              | CA        | 26:25:04        | 1992        |    |
| 259        | Garry Curry, 35             | CA        | 26:25:20        | 1989        |    |
| 260        | Elaina McMahon, 38          | CA        | 26:25:54        | 1995        |    |
| 261        | Dale Sutton, 46             | CA        | 26:27:00        | 1986        |    |
| 262        | Edward Lujan, 51            | CA        | 26:30:09        | 1989        |    |
| 263        | Jeff Hagen, 46              | CA        | 26:30:33        | 1993        |    |
| <b>264</b> | <b>Kathy Britcliffe, 33</b> | <b>CA</b> | <b>26:30:55</b> | <b>1988</b> |    |
| 265        | Kent Crites, 43             | CA        | 26:31:13        | 1994        |    |
| 266        | Russell Moore, 49           | CA        | 26:33:13        | 1988        |    |
| 267        | Gabriel Flores, 28          | CA        | 26:33:38        | 1994        |    |

| Rank | Name                | Home | Time     | Year | Award |
|------|---------------------|------|----------|------|-------|
| 268  | Vince Pedroia, 48   | CA   | 26:33:41 | 1994 |       |
| 269  | Jack Nosco, 33      | CA   | 26:33:51 | 1995 |       |
| 270  | Jeffrey Robbins, 46 | CA   | 26:34:57 | 1998 |       |
| 271  | Larry Webster, 56   | WA   | 26:35:55 | 1989 |       |
| 272  | Leslie Vitale, 42   | CA   | 26:39:08 | 1995 |       |
| 273  | Diane Ridgeway, 47  | (F)  | 26:40:35 | 1996 | Rhino |
| 274  | Moe Beaulieu, 46    | CA   | 26:40:46 | 1990 |       |
| 275  | Bill Lee, 40        | CO   | 26:41:50 | 1989 |       |
| 276  | Milan Furin, 45     | SVK  | 26:42:22 | 1995 | SY    |
| 277  | Jerry Blinn, 42     | CA   | 26:43:27 | 1989 |       |
| 278  | Duke Bartoo, 45     | CA   | 26:43:41 | 1997 |       |
| 279  | Joseph Franko, 46   | CA   | 26:44:34 | 1992 |       |
| 280  | Gary Henslee, 45    | CA   | 26:45:17 | 1996 |       |
| 281  | Byron Melendy, 47   | CA   | 26:46:30 | 1990 |       |
| 282  | Larry Castano, 37   | CA   | 26:46:52 | 1990 |       |
| 283  | Jack Slater, 46     | CA   | 26:47:30 | 1993 |       |
| 284  | Steve Harvey, 42    | CA   | 26:48:00 | 1986 |       |
| 285  | Bob Ulloa, 47       | CA   | 26:48:33 | 1996 |       |
| 286  | Pamela Reed, 34     | AZ   | 26:49:48 | 1995 |       |
| 287  | Fred Vance, 43      | CA   | 26:54:20 | 1995 |       |
| 288  | Jack Slater, 47     | CA   | 26:55:46 | 1994 |       |
| 289  | David Capron, 52    | CA   | 26:56:13 | 1997 |       |
| 290  | Joseph Franko, 47   | CA   | 26:56:38 | 1993 |       |
| 291  | Byron Melendy, 53   | CA   | 26:56:41 | 1994 |       |
| 292  | Randy Calvert, 44   | NV   | 26:58:38 | 1997 |       |
| 293  | Willis McCarthy, 33 | CA   | 26:59:31 | 1988 |       |
| 294  | Lance Goss, 45      | CA   | 27:01:10 | 1990 |       |

**sub 28**

|     |                     |    |          |      |        |
|-----|---------------------|----|----------|------|--------|
| 295 | Jeff Mailloux, 32   | ID | 27:04:04 | 1992 |        |
| 296 | Suzanne Brana, 40   | CA | 27:04:20 | 1998 | Cougar |
| 297 | Garry Curry, 40     | CO | 27:04:34 | 1994 |        |
| 298 | Jeffrey Robbins, 45 | CA | 27:05:32 | 1997 |        |
| 299 | Luis Escobar, 34    | CA | 27:06:29 | 1997 |        |
| 300 | Nancy Tinker, 35    | CA | 27:09:17 | 1989 |        |
| 301 | David Cepoi, 27     | CA | 27:12:18 | 1992 |        |
| 302 | Jack Nosco, 29      | CA | 27:13:04 | 1991 |        |
| 303 | Paul Braun, 34      | CA | 27:13:45 | 1996 |        |
| 304 | Larry Gassan, 38    | CA | 27:14:20 | 1993 |        |
| 305 | Wendell Robison, 36 | WY | 27:15:07 | 1988 | LGR5   |
| 306 | Elaina McMahon, 37  | CA | 27:15:48 | 1994 |        |
| 307 | Mark Samuelson, 39  | CA | 27:18:05 | 1992 |        |
| 308 | James Furnish, 50   | CA | 27:18:30 | 1992 |        |
| 309 | Gene Joseph, 41     | AZ | 27:20:51 | 1993 |        |
| 310 | Milt Scholl, 30     | OR | 27:20:51 | 1987 |        |
| 311 | Ofelia Bermudez, 40 | CA | 27:21:27 | 1996 |        |
| 312 | Dennis Huffman, 43  | CA | 27:21:40 | 1992 |        |





Hans Put, 1998 Horse Award



Joanne Urioste, 1995 Rhino Award



Cirildo Gonzalez, 1998 Ram

| Rank       | Name                     | Home      | Time            | Year        | Award    |
|------------|--------------------------|-----------|-----------------|-------------|----------|
| 313        | Richard Buck, 43         | CA        | 27:22:25        | 1989        |          |
| 314        | Susan Gimbel, 41         | CA        | 27:22:27        | 1988        |          |
| 315        | Vince Pedroia, 49        | CA        | 27:22:40        | 1995        |          |
| 316        | Joanne Urioste, 43       | NV        | 27:22:40        | 1995        | Rhino    |
| 317        | Rick Kelley, 46          | AZ        | 27:22:45        | 1996        |          |
| 318        | Larry Castano, 38        | CA        | 27:23:38        | 1991        |          |
| 319        | Jerry Little, 30         | CO        | 27:24:50        | 1998        |          |
| 320        | David Turner, 33         | CA        | 27:25:31        | 1994        |          |
| 321        | John Peacock, 51         | NV        | 27:26:00        | 1989        |          |
| 322        | Chuck Eidenschink, 36    | OR        | 27:27:45        | 1989        |          |
| 323        | Wayne Christopherson, 41 | MI        | 27:28:13        | 1989        |          |
| 324        | John McComish, 51        | CA        | 27:29:25        | 1988        |          |
| 325        | Randy Rhodes, 44         | CO        | 27:30:50        | 1994        |          |
| 326        | Michael LeFebvre, 33     | CA        | 27:31:36        | 1993        |          |
| 327        | Paul Garnett, 38         | CA        | 27:32:00        | 1986        |          |
| 328        | Gill Cornell, 42         | CA        | 27:32:42        | 1992        |          |
| 329        | Al Solish, 36            | CA        | 27:33:00        | 1986        |          |
| 330        | Joe Clapper, 38          | VA        | 27:34:28        | 1997        |          |
| 331        | Cindie Grunt, 41         | OR        | 27:35:49        | 1991        |          |
| 332        | Danny Westergaard, 35    | CA        | 27:36:03        | 1994        |          |
| 333        | Ed Frutlaw, 43           | NV        | 27:38:52        | 1991        |          |
| 334        | Perry Petschar, 39       | CA        | 27:40:04        | 1993        |          |
| 335        | Jeff Stevenson, 48       | CA        | 27:40:21        | 1994        |          |
| 336        | Robert Robak, 45         | CA        | 27:41:17        | 1997        |          |
| 337        | John McComish, 50        | CA        | 27:43:12        | 1987        |          |
| 338        | Marc Reynolds, 42        | CA        | 27:43:55        | 1990        |          |
| 339        | Ted Winter,              | CA        | 27:44:08        | 1987        |          |
| 340        | Michael Martin, 41       | CA        | 27:44:32        | 1989        |          |
| 341        | John Mark, 40            | CA        | 27:44:40        | 1992        |          |
| <b>342</b> | <b>Joanie Mork, 38</b>   | <b>CA</b> | <b>27:44:40</b> | <b>1992</b> |          |
| <b>343</b> | <b>Kathy Welch, 39</b>   | <b>CA</b> | <b>27:44:40</b> | <b>1992</b> |          |
| 344        | David Pirogowicz, 44     | CA        | 27:45:46        | 1996        |          |
| 345        | Howard MacNair,          | CA        | 27:45:55        | 1987        |          |
| 346        | Arthur Moore, 57         | OH        | 27:46:17        | 1994        |          |
| 347        | Stephen Fukumoto, 37     | CA        | 27:47:01        | 1987        |          |
| 348        | Frank Ives, 49           | CA        | 27:47:29        | 1991        |          |
| 349        | Burgess Harmer, 49       | NV        | 27:48:53        | 1991        | W4, LGR5 |
| 350        | Elaina McMahan, 41       | CA        | 27:50:39        | 1998        | Rhino    |
| 351        | Jim Orr,                 | CA        | 27:50:41        | 1987        |          |
| 352        | Tom Magram, 38           | CA        | 27:54:00        | 1986        |          |
| 353        | Jack Resh, 55            | CA        | 27:54:00        | 1986        |          |
| 354        | Dennis Werth, 49         | CO        | 27:54:21        | 1991        |          |
| 355        | Chris Cole, 27           | CA        | 27:54:57        | 1990        |          |
| 356        | Steve McCormick, 46      | CA        | 27:55:55        | 1990        |          |
| 357        | Tom Waddell, 48          | CA        | 27:56:07        | 1994        |          |
| 358        | Randy Isler, 41          | NM        | 27:56:37        | 1998        |          |
| 359        | Richard Gates, 32        | UT        | 27:57:14        | 1989        |          |

| Rank | Name               | Home | Time     | Year | Award |
|------|--------------------|------|----------|------|-------|
| 360  | Toni Stermolle, 39 | CA   | 27:58:11 | 1991 |       |
| 361  | Daniel Barger, 21  | CA   | 27:59:00 | 1986 |       |
| 362  | Garry Curry, 32    | CA   | 27:59:00 | 1986 |       |
| 363  | Burgess Harmer, 48 | NV   | 27:59:08 | 1990 | W4    |
| 364  | Scott Willis, 29   | CA   | 27:59:15 | 1991 |       |
| 365  | Michael Suter, 50  | CA   | 27:59:22 | 1997 |       |
| 366  | Robert Robak, 39   | CA   | 28:02:12 | 1991 |       |

**sub 29**


|     |                       |     |          |      |        |
|-----|-----------------------|-----|----------|------|--------|
| 367 | Jason Hodde, 26       | IN  | 28:02:33 | 1996 |        |
| 368 | Bob Cowdrey, 50       | CA  | 28:04:42 | 1994 |        |
| 369 | Wendell Robison, 43   | WY  | 28:05:02 | 1995 |        |
| 370 | Garry Curry, 37       | CO  | 28:05:05 | 1991 |        |
| 371 | Robert Pike,          | CA  | 28:05:47 | 1987 |        |
| 372 | Whit Rambach, 31      | CA  | 28:06:34 | 1998 |        |
| 373 | Joanne Urioste, 46    | NV  | 28:06:51 | 1994 |        |
| 374 | Stephen Fukumoto, 38  | CA  | 28:07:01 | 1988 |        |
| 375 | Ken Macleod, 41       | CDN | 28:07:41 | 1992 |        |
| 376 | Milt Scholl, 32       | OR  | 28:08:05 | 1989 |        |
| 377 | Lee Kern,             | MT  | 28:09:07 | 1993 |        |
| 378 | Paul Schmidt, 41      | CA  | 28:09:08 | 1993 |        |
| 379 | Lou Martin, 39        | CA  | 28:09:33 | 1991 |        |
| 380 | Loren Fitzwater, 40   | CA  | 28:09:40 | 1995 |        |
| 381 | Seth Roberts, 44      | MA  | 28:10:20 | 1996 |        |
| 382 | Gary Wang, 27         | CA  | 28:10:20 | 1995 |        |
| 383 | Paul Akiyama, 51      | NV  | 28:10:56 | 1995 |        |
| 384 | Maureen McGrath, 36   | CA  | 28:11:31 | 1998 |        |
| 385 | Eric Robinson, 28     | CA  | 28:12:36 | 1996 |        |
| 386 | Milton Scholl, 40     | OR  | 28:13:04 | 1997 |        |
| 387 | Elaina McMahan, 36    | CA  | 28:13:58 | 1993 |        |
| 388 | Doug Woods, 45        | CA  | 28:14:30 | 1989 |        |
| 389 | Eric Hodges, 49       | CA  | 28:14:52 | 1998 |        |
| 390 | Hal Chiasson, 55      | CA  | 28:17:00 | 1998 |        |
| 391 | Christine Gibbons, 33 | NJ  | 28:17:25 | 1995 |        |
| 392 | Wayne Gibbons, 36     | NJ  | 28:17:25 | 1995 |        |
| 393 | Joe Livak, 51         | NV  | 28:17:42 | 1992 |        |
| 394 | Steve McRae, 41       | CA  | 28:18:13 | 1992 |        |
| 395 | Kent Holder, 49       | CA  | 28:18:36 | 1988 |        |
| 396 | Jeff Pettigrew, 42    | CA  | 28:20:24 | 1996 |        |
| 397 | Chris Scott, 47       | CA  | 28:20:24 | 1996 |        |
| 398 | Dick Collins, 56      | CA  | 28:21:18 | 1989 |        |
| 399 | Anne Langstaff, 36    | CA  | 28:21:43 | 1997 | Cougar |
| 400 | Tonya Mauldin, 46     | CA  | 28:22:54 | 1993 |        |
| 401 | Jeff Bender, 32       | CA  | 28:23:22 | 1994 |        |
| 402 | Maggie Anderson, 43   | NZ  | 28:23:27 | 1995 |        |
| 403 | Jack Nosco, 38        | CA  | 28:23:46 | 1990 |        |
| 404 | Edith Bogenhuber, 48  | CA  | 28:24:05 | 1992 |        |



Dixie Madsen, 1997



Dave Turner & pacer Erin Moran, 1994



Chip Parsons, 1992

| Rank       | Name                       | Home      | Time            | Year        | Award    |
|------------|----------------------------|-----------|-----------------|-------------|----------|
| 405        | Dick Collins, 57           | CA        | 28:24:34        | 1990        | W4       |
| 406        | Fred Dimmick, 39           | NY        | 28:25:23        | 1996        |          |
| 407        | John Peacock, 55           | NV        | 28:26:42        | 1993        |          |
| 408        | Burgess Harmer, 50         | NV        | 28:26:45        | 1992        | W4, LGR5 |
| 409        | Richard Vander Stucken, 55 | CA        | 28:27:23        | 1994        |          |
| 410        | Barry Condron, 29          | CA        | 28:27:47        | 1992        |          |
| 411        | Michael McDonald, 54       | CA        | 28:28:25        | 1998        |          |
| 412        | Leland Kern, 41            | MT        | 28:28:45        | 1998        |          |
| 413        | Fred Vance, 39             | CO        | 28:28:47        | 1991        |          |
| 414        | Richard Tufts, 43          | CA        | 28:30:24        | 1987        |          |
| <b>415</b> | <b>Diane Eastman,</b>      | <b>CA</b> | <b>28:31:04</b> | <b>1987</b> |          |
| 416        | Eric Kijawara, 49          | CA        | 28:31:13        | 1996        |          |
| 417        | Lee Freeman, 48            | CA        | 28:32:02        | 1991        |          |
| 418        | Jose Wilkie, 33            | KY        | 28:33:20        | 1996        |          |
| 419        | Richard Buck, 42           | CA        | 28:33:43        | 1988        |          |
| 420        | William Ramsey, 45         | CA        | 28:34:43        | 1998        |          |
| 421        | Pete Sercel, 25            | CA        | 28:34:55        | 1991        |          |
| 422        | Dave Olney, 46             | CA        | 28:34:57        | 1988        |          |
| 423        | Phil Royalty, 27           | NV        | 28:35:19        | 1996        |          |
| 424        | Denny Hagele, 44           | CA        | 28:36:37        | 1988        | LGR5     |
| 425        | Nancy "March," 47          | CA        | 28:37:12        | 1994        |          |
| 426        | Wendell Robison, 42        | WY        | 28:37:12        | 1994        |          |
| 427        | Jeff Thompson, 38          | CA        | 28:38:08        | 1989        |          |
| 428        | Larry Fambrough, 52        | CA        | 28:38:52        | 1997        |          |
| 429        | Fred Vance, 44             | CA        | 28:39:00        | 1996        |          |
| 430        | John Radich, 35            | CA        | 28:39:31        | 1988        |          |
| 431        | Paul Rork, 45              | CA        | 28:40:54        | 1992        |          |
| 432        | John Perrodin, 59          | CA        | 28:41:08        | 1988        |          |
| 433        | Richard Adams, 52          | CA        | 28:41:57        | 1995        |          |
| 434        | Lorraine Gersitz, 37       | CA        | 28:42:22        | 1991        |          |
| 435        | Maureen McGrath, 31        | CA        | 28:45:18        | 1993        |          |
| 436        | Joseph Franko, 43          | CA        | 28:46:35        | 1989        |          |
| 437        | Mike Palmer, 43            | CA        | 28:46:39        | 1996        |          |
| 438        | Joe Magruder, 46           | CA        | 28:46:43        | 1992        |          |
| 439        | Duke Bartoo, 44            | CA        | 28:48:26        | 1996        |          |
| 440        | Jeff Bender, 31            | CA        | 28:48:35        | 1993        |          |
| 441        | Michael Soltesz, 41        | CA        | 28:48:40        | 1997        |          |
| 442        | Mick Donoff, 52            | CD        | 28:48:56        | 1996        |          |
| 443        | Mario Flores, 41           | CA        | 28:49:01        | 1991        |          |
| 444        | Robert Adjemian, 46        | CA        | 28:49:28        | 1993        |          |
| 445        | Jeff Parker, 32            | NV        | 28:49:33        | 1991        |          |
| 446        | Fenton Cross, 53           | CA        | 28:49:41        | 1997        |          |
| 447        | Lee Muchow, 46             | CA        | 28:50:02        | 1986        |          |
| 448        | Gary Zicker, 46            | NV        | 28:50:02        | 1997        |          |
| 449        | Wendell Robison, 39        | WY        | 28:51:24        | 1991        | LGR5     |
| 450        | Garry Curry, 41            | CO        | 28:51:47        | 1995        | Eagle    |
| 451        | Bozena Maslanka, 30        | CA        | 28:51:56        | 1997        |          |

| Rank          | Name                     | Home      | Time            | Year        | Award   |
|---------------|--------------------------|-----------|-----------------|-------------|---------|
| 452           | Garry Curry, 43          | CO        | 28:52:12        | 1997        |         |
| 453           | Mario Flores, 40         | CA        | 28:52:12        | 1990        |         |
| 454           | Bruce Mauldin, 46        | CA        | 28:52:20        | 1994        |         |
| 455           | Ray Hermanson, 45        | CA        | 28:52:38        | 1988        |         |
| 456           | Ron Lowy, 43             | CA        | 28:54:00        | 1986        |         |
| 457           | Todd Leigh, 48           | CA        | 28:54:07        | 1990        |         |
| 458           | James Pepin, 37          | CA        | 28:55:00        | 1986        |         |
| 459           | Eric Hodges, 48          | CA        | 28:56:48        | 1997        |         |
| 460           | Greg Klein, 39           | CA        | 28:57:05        | 1993        |         |
| 461           | James Rapp, 38           | NV        | 28:57:34        | 1995        |         |
| 462           | Dave Olney, 48           | CA        | 28:59:06        | 1990        |         |
| 463           | Beg Meyer, 44            | CT        | 28:59:11        | 1989        |         |
| 464           | Fred Zalokar, 29         | NV        | 28:59:14        | 1989        |         |
| 465           | Ryochi Morita, 47        | CA        | 28:59:21        | 1990        |         |
| 466           | Michael Andress, 43      | CA        | 28:59:56        | 1989        |         |
| <b>sub 30</b> |                          |           |                 |             |         |
| 467           | Jim U'Ren, 35            | CA        | 29:00:22        | 1988        |         |
| 468           | William Ramsey, 42       | CA        | 29:01:56        | 1995        |         |
| 469           | Doug McKeever, 46        | WA        | 29:02:13        | 1993        |         |
| 470           | Jim Glinn, 47            | CA        | 29:02:23        | 1991        |         |
| 471           | Eric Kajiwara, 51        | CA        | 29:03:22        | 1998        |         |
| 472           | Maria Calvert, 38        | CA        | 29:04:27        | 1998        |         |
| 473           | Jeff Pettigrew, 32       | CA        | 29:05:18        | 1995        |         |
| 474           | Dale Sutton, 56          | CA        | 29:05:24        | 1995        |         |
| 475           | Barbara Ann Elia, 50     | CA        | 29:06:14        | 1995        | Buffalo |
| 476           | Kristina Irvin, 40       | CA        | 29:08:23        | 1998        |         |
| 477           | Lee Schmidt, 55          | CA        | 29:09:30        | 1994        |         |
| 478           | Robert Thomas, 37        | CA        | 29:10:35        | 1993        |         |
| 479           | Perry Petschar, 40       | CA        | 29:10:42        | 1994        |         |
| 480           | Bob Ulloa, 45            | CA        | 29:10:42        | 1994        |         |
| 481           | Larry Gassan, 36         | CA        | 29:10:44        | 1991        |         |
| 482           | Lisa Deaton, 43          | CA        | 29:10:46        | 1996        |         |
| 483           | John Surdyk,             | IL        | 29:10:51        | 1987        |         |
| 484           | Rick Kelley, 47          | AZ        | 29:11:00        | 1997        |         |
| 485           | Ferdinand deSouza, 36    | UT        | 29:11:11        | 1989        |         |
| 486           | Todd Zaayer, 26          | CA        | 29:11:11        | 1988        |         |
| 487           | Michael Suter, 48        | CA        | 29:11:44        | 1995        |         |
| 488           | Todd Leigh, 44           | CA        | 29:12:00        | 1986        |         |
| 489           | Richard Lawrence, 35     | CA        | 29:13:11        | 1997        |         |
| 490           | David Capron, 51         | CA        | 29:14:03        | 1996        |         |
| 491           | Duke Bartoo, 46          | CA        | 29:14:06        | 1998        |         |
| <b>492</b>    | <b>Sheila Hasham, 44</b> | <b>CA</b> | <b>29:15:00</b> | <b>1986</b> |         |
| 493           | David Hardin, 31         | CA        | 29:15:32        | 1997        |         |
| 494           | David Jones, 29          | CA        | 29:15:33        | 1997        |         |
| 495           | Paul Akiyama, 50         | NV        | 29:15:43        | 1994        | W4      |
| 496           | Burgess Harmer, 52       | NV        | 29:16:50        | 1994        | LGR6    |



Fred Shufflebarger & Hal Winton, 1994




Bruce Hoff, 1995



Scott Jurek, 1998

| Rank | Name                  | Home | Time     | Year | Award | Rank          | Name                       | Home | Time     | Year | Award |
|------|-----------------------|------|----------|------|-------|---------------|----------------------------|------|----------|------|-------|
| 497  | Dixie Madsen, 60      | CA   | 29:18:01 | 1997 | Rhino | 543           | Fernand Michaud, 53        | NV   | 29:41:50 | 1996 |       |
| 498  | Fred Dimmick, 38      | NY   | 29:19:19 | 1995 |       | 544           | Gene Joseph, 46            | AZ   | 29:42:34 | 1998 |       |
| 499  | Dick Tufts, 45        | CA   | 29:19:35 | 1989 |       | 545           | Norm Albert, 31            | CA   | 29:42:53 | 1988 |       |
| 500  | Fernand Michaud, 54   | NV   | 29:20:19 | 1997 |       | 546           | Scott Willis, 27           | CA   | 29:43:16 | 1989 |       |
| 501  | Michael Thomas, 35    | CO   | 29:21:40 | 1997 |       | 547           | Douglas Spencer, 36        | CA   | 29:43:52 | 1994 |       |
| 502  | Karyn Kroljic, 33     | CA   | 29:22:00 | 1992 |       | 548           | John Radich, 32            | CA   | 29:44:00 | 1986 |       |
| 503  | Wendell Robison, 40   | WY   | 29:22:00 | 1992 |       | 549           | Marc Sager, 41             | CA   | 29:44:04 | 1994 |       |
| 504  | Ronni Ross-Wilde, 36  | CA   | 29:23:58 | 1996 |       | 550           | Dixie Madsen, 54           | CA   | 29:44:20 | 1991 |       |
| 505  | Bob Givens, 45        | TX   | 29:24:33 | 1989 |       | 551           | John Holmes, 55            | FL   | 29:46:32 | 1997 |       |
| 506  | Scott Willis, 33      | CA   | 29:24:38 | 1995 |       | 552           | Jay Norman, 59             | TX   | 29:46:32 | 1997 |       |
| 507  | Gary Ritchie, 54      | CA   | 29:25:10 | 1994 |       | 553           | Damon Roy Collier, 30      | CA   | 29:47:00 | 1996 |       |
| 508  | George Velasco, 43    | CA   | 29:25:52 | 1996 |       | 554           | Laura Spaeth, 28           | CA   | 29:47:24 | 1990 |       |
| 509  | Cindie Grunt, 44      | OR   | 29:27:15 | 1994 | LGR6  | 555           | Ed Ayres, 48               | C    | 29:48:32 | 1990 |       |
| 510  | Bud Phillips, 49      | CO   | 29:28:16 | 1996 |       | 556           | Bob Beach, 42              | CA   | 29:49:00 | 1986 |       |
| 511  | Michael Thomas, 33    | CO   | 29:28:54 | 1995 |       | 557           | Richard Senelly, 46        | HI   | 29:49:16 | 1990 |       |
| 512  | Steve Kohler, 39      | CA   | 29:29:12 | 1987 |       | 558           | Tom James, 51              | CA   | 29:49:56 | 1995 |       |
| 513  | Ray Hermanson, 47     | CAN  | 29:29:13 | 1990 |       | 559           | Glen Williams, 28          | CA   | 29:50:37 | 1989 |       |
| 514  | Jim Whaley, 41        | CA   | 29:30:10 | 1988 |       | 560           | Jack Peorrodin, 61         | CA   | 29:50:39 | 1990 |       |
| 515  | Terry Cammack, 45     | CA   | 29:30:16 | 1991 |       | 561           | Ruben Cantu, 53            | CA   | 29:50:55 | 1996 |       |
| 516  | Blakely Hume, 24      | NV   | 29:30:27 | 1998 |       | 562           | Hap Arnold, 52             | CA   | 29:51:00 | 1986 |       |
| 517  | Josef Luptowicz, 46   | CA   | 29:30:30 | 1990 |       | 563           | Kathy Berry, 41            | CA   | 29:51:24 | 1991 |       |
| 518  | Vince Pedroia, 50     | CA   | 29:31:10 | 1996 |       | 564           | Todd Leigh, 50             | CA   | 29:51:25 | 1992 |       |
| 519  | Paul Walczak, 40      | NC   | 29:31:10 | 1996 |       | 565           | Paul Akiyama, 53           | NV   | 29:51:26 | 1997 |       |
| 520  | Doug Taylor, 47       | NJ   | 29:31:34 | 1990 |       | 566           | Douglas Wilde, 39          | CA   | 29:51:56 | 1992 |       |
| 521  | Phil Royalty, 23      | CA   | 29:31:36 | 1992 |       | 567           | Phil Wright, 46            | CA   | 29:54:19 | 1990 |       |
| 522  | Garry Curry, 39       | CO   | 29:33:15 | 1993 |       | 568           | Steve McRae, 43            | CA   | 29:54:42 | 1994 |       |
| 523  | Ed Humphrey, 39       | CA   | 29:33:35 | 1987 |       | 569           | Richard Tufts, 42          | CA   | 29:55:00 | 1986 |       |
| 524  | Gary Ruttenberg, 39   | CA   | 29:33:35 | 1987 |       | 570           | Eb Englemann, 51           | OR   | 29:55:08 | 1993 |       |
| 525  | Paul Akiyama, 49      | CA   | 29:33:42 | 1993 |       | 571           | Josef Luptowitz, 48        | CA   | 29:55:08 | 1991 |       |
| 526  | Danny Westergaard, 36 | CA   | 29:35:17 | 1995 |       | 572           | Lee "El Burro" Schmidt, 53 | CA   | 29:55:08 | 1992 |       |
| 527  | Paul Schmidt, 39      | CA   | 29:35:25 | 1991 |       | 573           | John Radich, 41            | CA   | 29:55:58 | 1996 |       |
| 528  | Jeff Stevenson, 50    | CA   | 29:35:45 | 1996 |       | 574           | Mark Olson, 50             | CA   | 29:56:01 | 1997 |       |
| 529  | Richard Lawrence, 33  | CA   | 29:36:42 | 1995 |       | 575           | Michael Peralez, 34        | CA   | 29:56:01 | 1997 |       |
| 530  | John Quinn, 35        | CA   | 29:37:01 | 1996 |       | 576           | Norm Albert, 40            | CA   | 29:56:36 | 1997 |       |
| 531  | Richard Bellante, 36  | CA   | 29:37:17 | 1988 |       | 577           | Eric Robinson, 29          | CA   | 29:57:04 | 1997 |       |
| 532  | Rose Ehman, 34        | CA   | 29:37:26 | 1993 |       | 578           | Paul Schmidt, 38           | CA   | 29:57:35 | 1990 |       |
| 533  | Marc Sager, 43        | CA   | 29:37:35 | 1996 |       | 579           | Gary Wright, 43            | WA   | 29:57:37 | 1994 |       |
| 534  | Glen Jaques, 47       | BC   | 29:38:25 | 1989 |       | 580           | Eric Edmunds,              | CA   | 29:57:49 | 1987 |       |
| 535  | Dennis Coffee, 38     | CA   | 29:39:00 | 1986 |       | 581           | Jim Longwith, 52           | CA   | 29:58:00 | 1998 |       |
| 536  | Austin Weiss, 30      | CO   | 29:39:04 | 1993 |       | 582           | Elaina McMahon, 35         | CA   | 29:58:05 | 1992 |       |
| 537  | Wendell Robison, 44   | WY   | 29:39:27 | 1996 |       | 583           | Russ Gamble, 44            | CA   | 29:58:08 | 1990 |       |
| 538  | Joanne Urioste, 44    | (F)  | 29:39:27 | 1996 |       | 584           | Nick Klaich, 46            | NV   | 29:59:24 | 1991 | W4    |
| 539  | William Gilli, 32     | AR   | 29:39:44 | 1989 |       | 585           | Herb Tanimoto, 45          | CA   | 29:59:34 | 1994 |       |
| 540  | George Velasco, 41    | CA   | 29:40:04 | 1994 |       | <b>sub 31</b> |                            |      |          |      |       |
| 541  | Jay Grobeson, 32      | CA   | 29:41:06 | 1993 |       | 586           | John Greer, 37             | AZ   | 30:00:31 | 1996 |       |
| 542  | Jeffrey Johnson, 24   | UT   | 29:41:44 | 1994 |       |               |                            |      |          |      |       |



Barbara Elia, 1997



Doug Spencer, 1995 Last Great Race Finisher



Hiroe Sakuri, 1998 Sportsman of the Year


| Rank | Name                       | Home | Time     | Year | Award    | Rank | Name                   | Home | Time     | Year | Award |
|------|----------------------------|------|----------|------|----------|------|------------------------|------|----------|------|-------|
| 587  | Winston Mitchell, 48       | CA   | 30:01:44 | 1997 |          | 632  | Robert Adjemian, 45    | CA   | 30:30:45 | 1992 |       |
| 588  | Thomas O'Neal, 42          | CA   | 30:02:08 | 1987 |          | 633  | Robert Carswell, 38    | CDN  | 30:32:01 | 1994 |       |
| 589  | Mike Palmer, 44            | CA   | 30:02:11 | 1997 |          | 634  | Eric Kajiwara, 48      | CA   | 30:32:32 | 1995 |       |
| 590  | Ernie Baker, 49            | CA   | 30:04:00 | 1986 |          | 635  | Frank Pitts, 61        | CA   | 30:32:35 | 1992 |       |
| 591  | Joan Szarfinski, 53        | CA   | 30:04:00 | 1992 |          | 636  | Lisa Allen, 33         | CO   | 30:32:49 | 1997 |       |
| 592  | John Canby, 22             | CA   | 30:04:18 | 1996 |          | 637  | Lee Freeman, 43        | CA   | 30:33:00 | 1986 |       |
| 593  | Clark Hall, 49             | VA   | 30:04:30 | 1998 |          | 638  | Marc Sager, 39         | CA   | 30:33:00 | 1992 |       |
| 594  | Cindie Grunt, 43           | OR   | 30:07:53 | 1993 |          | 639  | Allan Kaplan, 40       | CA   | 30:33:27 | 1995 |       |
| 595  | Bill Antholine, 28         | AZ   | 30:08:20 | 1997 |          | 640  | Richard Schuler, 36    | NJ   | 30:34:16 | 1996 |       |
| 596  | Lisa Conover, 40           | WI   | 30:09:56 | 1998 |          | 641  | Mark Chamley, 42       | CA   | 30:35:31 | 1995 |       |
| 597  | Jeff Pettigrew, 35         | CA   | 30:09:56 | 1998 |          | 642  | Jacqueline Odre, 30    | HI   | 30:35:35 | 1998 |       |
| 598  | Herman Cohen, 53           | CA   | 30:09:59 | 1992 |          | 643  | Robert Loyer, 51       | CA   | 30:36:04 | 1989 |       |
| 599  | Mark Olson, 48             | CA   | 30:10:10 | 1995 |          | 644  | Bob Ulloa, 48          | CA   | 30:36:26 | 1997 |       |
| 600  | Roger Weingaertner, 50     | CA   | 30:10:56 | 1997 |          | 645  | Mike Rouse, 45         | CA   | 30:37:00 | 1998 |       |
| 601  | Rico Ramirez, 49           | CA   | 30:12:21 | 1993 |          | 646  | John Metz, 48          | CA   | 30:37:30 | 1991 |       |
| 602  | Hal Winton, 61             | CA   | 30:12:32 | 1992 | W4, LGR5 | 647  | Alan Cohn, 42          | CO   | 30:38:14 | 1997 |       |
| 603  | Phil Wright, 47            | CA   | 30:13:33 | 1991 |          | 648  | Scott Willis, 30       | CA   | 30:38:37 | 1992 |       |
| 604  | Garry Curry, 36            | CO   | 30:13:50 | 1990 |          | 649  | Dave Damas, 43         | CA   | 30:38:41 | 1991 |       |
| 605  | Conn Day, 31               | CO   | 30:13:50 | 1990 |          | 650  | Jose Wilkie, 30        | KY   | 30:38:57 | 1993 |       |
| 606  | Donald Werth, 47           | CO   | 30:15:48 | 1989 |          | 651  | Anstr Davidson, 49     | VA   | 30:39:00 | 1994 |       |
| 607  | Karl Schick, 32            | CA   | 30:16:46 | 1989 |          | 652  | Roland Martin, 39      | NE   | 30:40:11 | 1988 | W4    |
| 608  | Frank Pitts, 62            | CA   | 30:16:54 | 1993 |          | 653  | Kent Goetz, 34         | CA   | 30:41:31 | 1994 |       |
| 609  | Ron Cunningham, 50         | OR   | 30:17:08 | 1998 |          | 654  | Joe Magruder, 48       | CA   | 30:42:06 | 1994 |       |
| 610  | John Marshall, 53          | CA   | 30:17:20 | 1990 |          | 655  | John Ingro, 57         | CA   | 30:42:07 | 1991 |       |
| 611  | Richard Gillespie, 50      | CA   | 30:17:26 | 1996 |          | 656  | Jeffrey Tincher, 37    | IN   | 30:42:07 | 1993 |       |
| 612  | Mark Kahler, 37            | CA   | 30:17:26 | 1996 |          | 657  | Dennis Coffee, 39      | CA   | 30:42:48 | 1987 |       |
| 613  | John Spykerman, 30         | CA   | 30:17:41 | 1995 |          | 658  | Max Hooper, 43         | AR   | 30:42:51 | 1989 |       |
| 614  | Victoria Huffman, 37       | CA   | 30:17:43 | 1990 |          | 659  | Lauren Cepeda, 33      | CA   | 30:42:58 | 1998 |       |
| 615  | Fenton Cross, 54           | CA   | 30:18:59 | 1998 |          | 660  | Michael Kogutck, 49    | CA   | 30:43:47 | 1998 |       |
| 616  | James Hamilton, 54         | CA   | 30:20:07 | 1997 |          | 661  | David Saine, 47        | CA   | 30:44:20 | 1996 |       |
| 617  | Richard Fisher, 48         | NV   | 30:20:17 | 1997 |          | 662  | Frederick Stafford, 39 | WA   | 30:44:20 | 1996 |       |
| 618  | Dan Dempster, 48           | CA   | 30:22:45 | 1995 |          | 663  | Bill Harns, 49         | CA   | 30:45:06 | 1995 |       |
| 619  | Wendell Robinson, 41       | WY   | 30:23:50 | 1993 |          | 664  | Dave Remington, 54     | CA   | 30:45:06 | 1995 |       |
| 620  | Bud Phillips, 48           | CA   | 30:24:19 | 1995 |          | 665  | Robert Adjemian, 40    | CA   | 30:45:51 | 1987 |       |
| 621  | Stan Jensen, 42            | CA   | 30:24:31 | 1995 |          | 666  | Gary Dudley, 44        | CA   | 30:45:57 | 1997 |       |
| 622  | R. C. Pruitt, 42           | CA   | 30:24:43 | 1994 |          | 667  | Rob Volkenand, 58      | OR   | 30:46:38 | 1989 | W4    |
| 623  | Gordon Hubbard, 53         | CA   | 30:26:53 | 1989 |          | 668  | Steve Harvey, 46       | CA   | 30:46:46 | 1990 |       |
| 624  | Mike Palmer, 45            | CA   | 30:27:09 | 1998 |          | 669  | Ruben Cantu, 54        | CA   | 30:46:52 | 1997 |       |
| 625  | Dixie Madsen, 53           | CA   | 30:28:00 | 1990 |          | 670  | Max Welker, 50         | WA   | 30:47:28 | 1992 |       |
| 626  | Bozena Maslanka, 31        | CA   | 30:28:01 | 1998 |          | 671  | Roger Dike, 63         | AC   | 30:47:48 | 1990 |       |
| 627  | Saralie Liner-Jigamian, 36 | CA   | 30:28:26 | 1989 |          | 672  | Garry Curry, 38        | CO   | 30:48:01 | 1992 |       |
| 628  | Judy Palmer, 32            | CA   | 30:28:26 | 1989 |          | 673  | Stephen Simmons, 22    | WV   | 30:48:39 | 1998 |       |
| 629  | Ferdinand de Souza, 35     | UT   | 30:28:45 | 1988 |          | 674  | Richard Buck, 45       | CA   | 30:49:23 | 1991 |       |
| 630  | Dan Dempster, 47           | CA   | 30:30:08 | 1994 |          | 675  | Robert Tuller, 31      | NY   | 30:50:36 | 1995 |       |
| 631  | Bill Dickey, 53            | CA   | 30:30:21 | 1992 |          | 676  | Gordon Hubbard, 48     | CA   | 30:51:43 | 1987 |       |



Lauren Cepeda, 1998



Elena Sherman, 1998



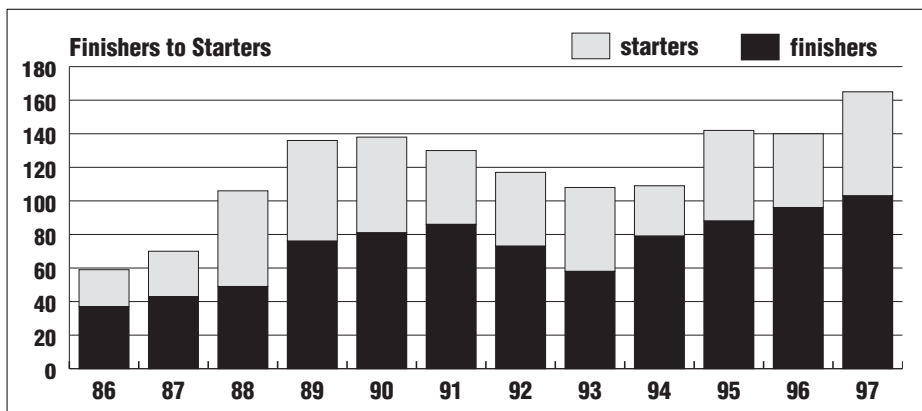
Jim O'Brien with Larry Gassan, 1996.

| Rank          | Name                | Home | Time     | Year | Award    | Rank | Name                  | Home | Time     | Year | Award      |
|---------------|---------------------|------|----------|------|----------|------|-----------------------|------|----------|------|------------|
| 677           | John Spykerman, 32  | CA   | 30:52:13 | 1997 |          | 720  | Hiromi Hatta, 35      | JPN  | 31:13:17 | 1996 | Ram's Head |
| 678           | Brick Robbins, 32   | CA   | 30:52:39 | 1991 | JMT      | 721  | Katsuyuki Hatta, 32   | JPN  | 31:13:17 | 1996 | Ram's Head |
| 679           | Marc Greenberg, 39  | WA   | 30:52:44 | 1990 |          | 722  | Bob Szekeresh, 46     | CA   | 31:14:14 | 1993 |            |
| 680           | Earl Preeper, 39    | CAN  | 30:52:44 | 1996 |          | 723  | Marty Coffey, 41      | CA   | 31:15:36 | 1991 |            |
| 681           | Kevin O'Grady, 31   | OH   | 30:52:50 | 1990 |          | 724  | Lou Peyton, 45        | AR   | 31:15:36 | 1989 | W4         |
| 682           | Scott Willis, 28    | CA   | 30:53:57 | 1990 |          | 725  | Floyd Whiting, 51     | NV   | 31:17:13 | 1992 | W4, LGR5   |
| 683           | Gordon Hubbard, 49  | CA   | 30:53:58 | 1988 |          | 726  | Richard Buck, 41      | CA   | 31:17:21 | 1987 |            |
| 684           | Cynthia Heaton,     | CA   | 30:54:13 | 1987 |          | 727  | Garry Curry, 44       | CO   | 31:17:25 | 1998 |            |
| 685           | Chris Cole, 29      | CA   | 30:54:39 | 1992 | W4       | 728  | Ed Demoney, 42        | VA   | 31:17:25 | 1987 |            |
| 686           | Kathy Hamilton, 46  | CA   | 30:54:46 | 1996 |          | 729  | Gordon Hubbard, 52    | CA   | 31:17:40 | 1991 |            |
| 687           | Joan Risse, 47      | (F)  | 30:54:46 | 1996 |          | 730  | Dan Harshburger, 44   | CA   | 31:18:55 | 1991 |            |
| 688           | Tom Rowe, 44        | MT   | 30:55:17 | 1992 |          | 731  | William Gilli, 38     | AR   | 31:19:03 | 1995 |            |
| 689           | Duke Bartoo, 43     | CA   | 30:55:19 | 1995 |          | 732  | Shannon Lyons, 54     | CA   | 31:20:20 | 1998 | Buffalo    |
| 690           | Hiroe Sakurai, 33   | JPN  | 30:56:06 | 1998 | SY       | 733  | Richard Lawrence, 32  | CA   | 31:21:28 | 1994 |            |
| 691           | Michael Turon, 51   | CA   | 30:56:24 | 1998 |          | 734  | Barbara Miller, 46    | CA   | 31:21:55 | 1991 | W4         |
| 692           | Dixie Madsen, 56    | CA   | 30:56:28 | 1993 |          | 735  | Dave Damas, 45        | CA   | 31:22:00 | 1993 |            |
| 693           | Mike Hamilton, 43   | WA   | 30:57:11 | 1996 |          | 736  | Bob Cox, 47           | NV   | 31:22:03 | 1989 |            |
| 694           | Sandy Israel, 47    | CA   | 30:58:35 | 1994 |          | 737  | Burgess Harmer, 47    | NV   | 31:22:03 | 1989 |            |
| 695           | Carl Yates, 67      | CA   | 30:59:08 | 1994 |          | 738  | David Emmons, 39      | CA   | 31:22:11 | 1996 |            |
| 696           | Jim Miller, 44      | CA   | 30:59:55 | 1990 |          | 739  | Jason Hodde, 27       | IN   | 31:22:19 | 1997 | W4, LGR6   |
| 697           | Richard Fisher, 47  | NV   | 31:02:58 | 1996 |          | 740  | Barbara Miller, 49    | CA   | 31:23:15 | 1993 |            |
| <b>sub 32</b> |                     |      |          |      |          | 741  | Janice O'Grady, 47    | CA   | 31:23:28 | 1996 |            |
| 698           | Brooks Wade, 51     | AK   | 31:04:46 | 1996 |          | 742  | Henry Canales, 44     | CA   | 31:23:31 | 1990 |            |
| 699           | Jeff Stevenson, 49  | CA   | 31:04:48 | 1995 |          | 743  | R. C. Pruittt, 38     | CA   | 31:23:31 | 1990 |            |
| 700           | Sandee Miller, 44   | CO   | 31:05:00 | 1997 |          | 744  | Robert Longwell, 57   | CA   | 31:23:46 | 1996 |            |
| 701           | Gary Wright, 39     | WA   | 31:05:01 | 1990 |          | 745  | Helen Klein, 66       | CA   | 31:24:02 | 1989 | W4         |
| 702           | Leland Kern, 39     | MT   | 31:05:09 | 1996 |          | 746  | George Durr, 45       | CA   | 31:24:06 | 1991 |            |
| 703           | David Spaulding, 36 | HI   | 31:05:40 | 1990 |          | 747  | Bill Harns, 50        | CA   | 31:24:48 | 1996 |            |
| 704           | Bob Moses, 40       | CA   | 31:06:00 | 1986 |          | 748  | Joe Magruder, 50      | CA   | 31:24:48 | 1996 |            |
| 705           | Richard Adams, 51   | CA   | 31:06:52 | 1994 |          | 749  | Stephen Simmons, 21   | WV   | 31:24:55 | 1997 |            |
| 706           | Jim Magill, 50      | CA   | 31:07:03 | 1996 | W4, LGR6 | 750  | Lee Freeman, 46       | CA   | 31:25:21 | 1989 |            |
| 707           | Mark Chamley, 39    | CA   | 31:07:29 | 1992 |          | 751  | Patrick Peters, 51    | CA   | 31:25:33 | 1996 |            |
| 708           | Bill Harns, 45      | CA   | 31:07:50 | 1991 |          | 752  | Robert Adjemian, 50   | CA   | 31:26:03 | 1997 |            |
| 709           | Bob Moses, 45       | CA   | 31:07:50 | 1991 |          | 753  | Mike Hamilton, 41     | WA   | 31:26:18 | 1994 |            |
| 710           | Doug Greener, 35    | CA   | 31:08:50 | 1998 |          | 754  | Joan Risse, 46        | CA   | 31:27:20 | 1995 |            |
| 711           | John Hopkins, 47    | CA   | 31:09:47 | 1992 |          | 755  | Blakely Hume, 22      | CA   | 31:28:04 | 1996 |            |
| 712           | Todd Leigh, 49      | CA   | 31:10:07 | 1991 |          | 756  | Douglas Spencer, 37   | CA   | 31:28:04 | 1995 | W4, LGR6   |
| 713           | Phil Wright, 48     | CA   | 31:11:03 | 1992 |          | 757  | Bruce Purdy, 36       | MI   | 31:28:13 | 1993 |            |
| 714           | Bill Gebbie, 46     | CA   | 31:11:09 | 1989 |          | 758  | Rod Barnes, 43        | CA   | 31:28:19 | 1991 |            |
| 715           | Michael Gleman, 48  | FL   | 31:11:44 | 1996 |          | 759  | Phillip Pierce, 53    | MA   | 31:28:50 | 1994 |            |
| 716           | Gary Wright, 44     | WA   | 31:11:57 | 1995 |          | 760  | Vilma Mejia, 40       | CA   | 31:30:05 | 1991 |            |
| 717           | Suzi Thibeault, 42  | CA   | 31:12:28 | 1989 | W4       | 761  | Bob Szekeresh, 50     | CA   | 31:30:19 | 1997 |            |
| 718           | Frank Pitts, 60     | CA   | 31:12:30 | 1991 |          | 762  | Damon Collier, 31     | AR   | 31:30:20 | 1997 |            |
| 719           | Renne Gardner, 38   | CA   | 31:13:17 | 1996 |          | 763  | Charlie Chandonia, 56 | TX   | 31:30:34 | 1997 |            |
|               |                     |      |          |      |          | 764  | Bert Meyer, 52        | CT   | 31:30:59 | 1997 |            |


| Rank | Name                    | Home | Time     | Year | Award   | Rank          | Name                       | Home | Time     | Year | Award   |
|------|-------------------------|------|----------|------|---------|---------------|----------------------------|------|----------|------|---------|
| 765  | Skip Bailey, 41         | CA   | 31:31:08 | 1993 |         | 828           | Dan Harshburger, 43        | CA   | 31:58:23 | 1990 |         |
| 766  | George Velasco, 45      | CA   | 31:31:46 | 1998 |         | 829           | Booth Hartley, 45          | CA   | 31:58:43 | 1987 |         |
| 767  | Bill Dickey, 49         | CA   | 31:31:55 | 1988 |         | 830           | Ben Anella, 52             | CA   | 31:59:16 | 1997 |         |
| 768  | Frank Pitts, 57         | CA   | 31:32:00 | 1988 |         | 831           | Vilma Mejia, 44            | CA   | 31:59:50 | 1995 |         |
| 769  | Jeff Hagen, 45          | CA   | 31:32:30 | 1992 |         | <b>sub 33</b> |                            |      |          |      |         |
| 770  | Frederick Riemer, 45    | UT   | 31:32:30 | 1992 | W4      | 832           | Gary Wright, 47            | WA   | 32:00:03 | 1998 |         |
| 771  | Elena Sherman, 45       | CA   | 31:33:50 | 1998 |         | 833           | Matthew Kavanaugh, 41      | CA   | 32:00:15 | 1998 |         |
| 772  | George Velasco, 42      | CA   | 31:34:42 | 1995 |         | 834           | Larry Davidson, 42         | NV   | 32:01:10 | 1989 |         |
| 773  | David Harris, 45        | CA   | 31:34:44 | 1998 |         | 835           | Stan Zychowski, 48         | WY   | 32:01:17 | 1996 |         |
| 774  | Larry Kelly, 37         | CA   | 31:35:46 | 1997 |         | 836           | John Strom, 45             | NY   | 32:02:13 | 1987 |         |
| 775  | Jeff Stevenson, 51      | CA   | 31:36:01 | 1997 |         | 837           | Saralie Liner-Jigamian, 35 | CA   | 32:02:24 | 1987 |         |
| 776  | John Strom, 49          | NY   | 31:36:55 | 1989 |         | 838           | Glen Williams, 26          | CA   | 32:02:24 | 1987 |         |
| 777  | Stuart Gleman, 49       | FL   | 31:37:15 | 1994 |         | 839           | PJ Salmonson, 43           | HI   | 32:03:53 | 1990 |         |
| 778  | Scott Willis, 26        | CA   | 31:38:07 | 1988 |         | 840           | Stan Zychowski, 43         | CA   | 32:04:04 | 1991 |         |
| 779  | Adrian Crane, 36        | CA   | 31:38:24 | 1991 |         | 841           | David Penny, 32            | CA   | 32:05:04 | 1995 |         |
| 780  | Karen Powers, 45        | WY   | 31:38:48 | 1995 |         | 842           | Phil Shattuck, 44          | CA   | 32:06:02 | 1988 |         |
| 781  | Gordon Hubbard, 51      | CA   | 31:38:57 | 1990 |         | 843           | Scott Sullivan, 39         | CA   | 32:06:10 | 1998 |         |
| 782  | Terry Cammack, 43       | CA   | 31:39:25 | 1989 |         | 844           | Henry Canales, 46          | CA   | 32:06:16 | 1988 |         |
| 783  | Mary Kathleen Barry, 40 | CA   | 31:39:27 | 1998 |         | 845           | H.E. Foster, 46            | CA   | 32:06:16 | 1988 |         |
| 784  | Lee Jebian, 57          | CA   | 31:39:39 | 1998 |         | 846           | Frank Pitts, 63            | CA   | 32:07:00 | 1994 |         |
| 785  | Albert Miller, 35       | OR   | 31:39:42 | 1989 |         | 847           | Robert Kellogg, 53         | MN   | 32:07:09 | 1996 |         |
| 786  | Alan Nozaki, 35         | HI   | 31:39:54 | 1990 |         | 848           | Loren Leonard, 62          | CA   | 32:07:09 | 1991 |         |
| 787  | Kevin Cassidy, 33       | AUS  | 31:40:29 | 1993 |         | 849           | Kathy Maynard, 44          | CA   | 32:07:09 | 1991 |         |
| 788  | Bill Roeh, 49           | CA   | 31:40:34 | 1994 |         | 850           | Tom Weigt, 44              | MN   | 32:07:09 | 1996 |         |
| 789  | Larry Decker, 45        | GA   | 31:41:24 | 1992 |         | 851           | Blakley Hume, 21           | CA   | 32:08:29 | 1995 |         |
| 790  | Barbara Elia, 52        | CA   | 31:41:29 | 1997 | Buffalo | 852           | Carl Yates, 64             | CA   | 32:08:30 | 1991 |         |
| 791  | Thomas Dill, 47         | CA   | 31:41:41 | 1992 |         | 853           | James Hamilton, 53         | CA   | 32:08:53 | 1996 |         |
| 792  | Terri Hayes, 47         | NV   | 31:43:07 | 1990 |         | 854           | Bill Harns, 44             | CA   | 32:09:14 | 1990 |         |
| 793  | Steve Harvey, 49        | CA   | 31:43:10 | 1993 |         | 855           | Gordon Hubbard, 47         | CA   | 32:11:00 | 1986 |         |
| 794  | Carrie Burrous, 26      | CA   | 31:43:16 | 1995 |         | 856           | Bob King, 44               | CA   | 32:11:00 | 1986 |         |
| 795  | Jess Heroux,            | CDN  | 31:43:54 | 1992 |         | 857           | Jack Nosco, 35             | CA   | 32:11:09 | 1987 |         |
| 796  | Bill Gebbie, 44         | CA   | 31:44:06 | 1987 |         | 858           | Robert Tuller, 26          | CA   | 32:11:55 | 1990 |         |
| 797  | Terri Hayes, 48         | NV   | 31:44:25 | 1991 |         | 859           | Stan Zychowski, 44         | CA   | 32:12:35 | 1992 |         |
| 798  | Jack Slater, 48         | CA   | 31:44:58 | 1995 | Eagle   | 860           | David Turner, 30           | CA   | 32:12:46 | 1991 |         |
| 799  | Donald Matthias, 55     | CA   | 31:45:05 | 1991 |         | 861           | Bill Andrews, 46           | CA   | 32:13:11 | 1998 | W4, LGR |
| 800  | Michael DelaRosa, 44    | CA   | 31:45:31 | 1991 |         | 862           | Michael Vavrin, 24         | CA   | 32:13:30 | 1997 |         |
| 801  | Bill Mack, 40           | CA   | 31:45:41 | 1993 |         | 863           | Raymond Solis, 38          | CA   | 32:14:33 | 1994 |         |
| 802  | Tom Gallagher, 41       | NV   | 31:45:50 | 1998 |         | 864           | Gary Zicker, 45            | NV   | 32:14:54 | 1996 |         |
| 803  | Frank Pitts, 59         | CA   | 31:45:56 | 1990 |         | 865           | Terry Eckenwiler, 36       | CA   | 32:15:11 | 1994 |         |
| 804  | Robert Josephs, 42      | CA   | 31:47:16 | 1997 |         | 866           | David Emmons, 37           | CA   | 32:15:31 | 1994 |         |
| 805  | Bill Matella, 39        | CA   | 31:47:52 | 1987 |         | 867           | Marc Greenberg, 45         | WA   | 32:15:37 | 1996 |         |
| 806  | Stan Zychowski, 46      | CA   | 31:48:07 | 1994 |         | 868           | Patricia Hall, 41          | VA   | 32:17:02 | 1998 |         |
| 807  | Marie Boyd, 47          | CA   | 31:48:08 | 1995 |         | 869           | Steve McRae, 47            | CA   | 32:17:20 | 1998 |         |
| 808  | Russ Gamble, 41         | CA   | 31:49:55 | 1991 |         | 870           | Gary Wright, 41            | WA   | 32:18:35 | 1992 | LGR5    |
| 809  | Brad Holderman, 36      | CA   | 31:50:02 | 1998 |         | 871           | Glen Zirbel, 59            | CA   | 32:18:44 | 1990 |         |
| 810  | Gary Holloway, 35       | ID   | 31:50:34 | 1997 | W4      | 872           | Lee Schmidt, 52            | CA   | 32:19:43 | 1991 |         |
| 811  | Gary Miller, 60         | CA   | 31:50:34 | 1997 |         | 873           | Loren Leonard, 61          | CA   | 32:20:26 | 1990 |         |
| 812  | David Saine, 48         | CA   | 31:50:34 | 1997 |         | 874           | Milo Lewis, 39             | CA   | 32:20:33 | 1991 |         |
| 813  | Raymond Solis, 41       | CA   | 31:51:07 | 1997 |         | 875           | Steve Cassell, 40          | NV   | 32:20:59 | 1989 |         |
| 814  | Scott Willis, 25        | CA   | 31:52:07 | 1987 |         | 876           | Chuck Haraway, 44          | CO   | 32:21:17 | 1992 |         |
| 815  | Allan Kaplan, 42        | CA   | 31:52:12 | 1997 |         | 877           | Allan Kaplan, 41           | CA   | 32:21:18 | 1996 | W4      |
| 816  | Dick Collins, 58        | CA   | 31:52:29 | 1991 |         | 878           | Bertha Marineo, 52         | CA   | 32:21:31 | 1998 |         |
| 817  | Gary Waldsmith, 50      | CA   | 31:52:29 | 1991 |         | 879           | Thomas Murphy, 24          | CA   | 32:22:06 | 1994 |         |
| 818  | Marc Greenberg, 36      | WA   | 31:52:43 | 1987 |         | 880           | Larry Decker, 44           | GA   | 32:22:52 | 1991 |         |
| 819  | Rick Van Hoorne,        | CA   | 31:52:43 | 1987 |         | 881           | Rick Kelley, 47            | AZ   | 32:22:56 | 1998 |         |
| 820  | Byron Melendy, 48       | CA   | 31:53:04 | 1989 |         | 882           | John Marshall, 52          | CA   | 32:23:28 | 1989 |         |
| 821  | Robert Davidson, 34     | AZ   | 31:53:41 | 1989 |         | 883           | Anstr Davidson, 51         | VA   | 32:24:03 | 1996 |         |
| 822  | Frank Pitts, 66         | CA   | 31:54:16 | 1997 |         | 884           | Robert Adjemian, 47        | CA   | 32:24:04 | 1994 |         |
| 823  | Claudia Newsome, 40     | CA   | 31:54:25 | 1990 |         | 885           | Margaret Smit, 34          | MT   | 32:25:50 | 1989 |         |
| 824  | Jeannie Wood, 35        | CA   | 31:56:00 | 1986 |         | 886           | Bob Norton, 53             | CA   | 32:26:11 | 1991 |         |
| 825  | William Maida, 37       | CA   | 31:56:04 | 1988 |         | 887           | Richard Bellante, 42       | CA   | 32:26:47 | 1994 |         |
| 826  | Gerald Reichert, 41     | ND   | 31:56:27 | 1995 |         | 888           | Mary Lou Pentasuglio, 41   | CA   | 32:26:52 | 1995 |         |
| 827  | Brian Elliott, 42       | CA   | 31:57:12 | 1995 |         |               |                            |      |          |      |         |

| Rank | Name                   | Home | Time     | Year | Award |
|------|------------------------|------|----------|------|-------|
| 889  | Robert Karwasky, 31    | CA   | 32:27:00 | 1986 |       |
| 890  | Booth Hartley, 46      | CA   | 32:27:32 | 1988 |       |
| 891  | Gary Wright, 46        | WA   | 32:27:34 | 1997 |       |
| 892  | Thomas O'Neal, 41      | CA   | 32:27:45 | 1986 |       |
| 893  | A. J. Shaka, 40        | CA   | 32:27:49 | 1998 |       |
| 894  | Barry Shaka, 36        | CA   | 32:27:49 | 1998 |       |
| 895  | Ed Arasim, 54          | CA   | 32:28:00 | 1994 |       |
| 896  | Paul Schmidt, 42       | CA   | 32:28:00 | 1994 |       |
| 897  | Milo Lewis, 35         | CA   | 32:28:08 | 1988 |       |
| 898  | John Ingro, 55         | CA   | 32:28:51 | 1989 |       |
| 899  | Bert Meyer, 49         | CT   | 32:29:53 | 1994 |       |
| 900  | Kathy Hamilton, 43     | CA   | 32:33:53 | 1993 |       |
| 901  | Lee Schmidt, 54        | CA   | 32:33:54 | 1993 |       |
| 902  | Leroy Sena, 43         | CA   | 32:34:16 | 1997 |       |
| 903  | Dixie Madsen, 58       | CA   | 32:34:21 | 1995 |       |
| 904  | Bill Hams, 52          | CA   | 32:34:23 | 1998 |       |
| 905  | Tony Jankowski, 44     | CA   | 32:34:31 | 1997 |       |
| 906  | Bonnelle Murphy, 49    | CA   | 32:34:51 | 1997 |       |
| 907  | David Harris, 44       | CA   | 32:35:00 | 1997 |       |
| 908  | Gary Zicker, 40        | NV   | 32:35:12 | 1991 |       |
| 909  | Tracie Essick, 34      | CA   | 32:35:49 | 1995 |       |
| 910  | Fred Holmes, 60        | TX   | 32:36:46 | 1997 |       |
| 911  | Joanie Mathieson, 45   | CA   | 32:36:50 | 1991 |       |
| 912  | John Squires,          | CA   | 32:38:44 | 1987 |       |
| 913  | Robin Hale, 40         | CA   | 32:39:14 | 1992 |       |
| 914  | Raymond Villeneuve, 39 | CDN  | 32:39:16 | 1993 |       |
| 915  | Mike Campbell, 40      | CA   | 32:39:40 | 1994 |       |
| 916  | Joseph Franko, 42      | CA   | 32:40:23 | 1988 |       |


| Rank | Name                 | Home | Time     | Year | Award    |
|------|----------------------|------|----------|------|----------|
| 917  | Suzi Clark, 41       | CA   | 32:40:56 | 1988 |          |
| 918  | Mike Palmer, 42      | CA   | 32:41:30 | 1995 |          |
| 919  | Bill Matella, 41     | CA   | 32:41:47 | 1989 |          |
| 920  | Allan Kaplan, 37     | CA   | 32:41:48 | 1992 |          |
| 921  | Tony Farinella, 50   | CA   | 32:42:16 | 1991 |          |
| 922  | Damon Dockstader, 23 | TX   | 32:42:35 | 1991 |          |
| 923  | Dong Ngo, 51         | FL   | 32:42:43 | 1989 |          |
| 924  | Wendell Robison, 45  | WY   | 32:42:55 | 1997 | W4       |
| 925  | Jim Ingalls, 47      | IN   | 32:43:29 | 1992 | W4, LGR5 |
| 926  | Garry Curry, 34      | CA   | 32:43:35 | 1988 |          |
| 927  | Conn Allen Day, 29   | IN   | 32:43:35 | 1988 |          |
| 928  | Ross Zimmerman, 39   | AZ   | 32:44:42 | 1992 |          |
| 929  | Kurt Lund, 40        | CA   | 32:45:00 | 1991 |          |
| 930  | Wes Barrett, 55      | CA   | 32:45:12 | 1991 |          |
| 931  | George Velasco, 40   | CA   | 32:46:10 | 1993 |          |
| 932  | Roy Warner, 31       | CA   | 32:50:30 | 1990 |          |
| 933  | George Velasco, 44   | CA   | 32:50:40 | 1997 |          |
| 934  | Gordon Hubbard, 53   | CA   | 32:52:33 | 1992 |          |
| 935  | Gary Wright, 37      | WA   | 32:52:46 | 1988 |          |
| 936  | Maureen McGrath, 30  | CA   | 32:53:18 | 1992 |          |
| 937  | Dale Coats, 59       | CA   | 32:54:21 | 1997 |          |
| 938  | Marie Boyd, 49       | CA   | 32:54:39 | 1997 |          |
| 939  | Dong Ngo, 52         | FL   | 32:55:41 | 1990 |          |
| 940  | Jim Ingalls, 50      | MI   | 32:57:18 | 1995 |          |



Profile of Finishers to Starters, from 1986-1998



Race distances over the history of the race.



Winning times: 1986-1998

## 8b. Finishers Index

**a**

|                      |    |          |      |
|----------------------|----|----------|------|
| Adams, David, 41     | WY | 23:45:10 | 1993 |
| Adams, Richard, 51   | CA | 31:06:52 | 1994 |
| Adams, Richard, 52   | CA | 28:41:57 | 1995 |
| Adjemian, Robert, 40 | CA | 30:45:51 | 1987 |
| Adjemian, Robert, 45 | CA | 30:30:45 | 1992 |
| Adjemian, Robert, 46 | CA | 28:49:28 | 1993 |
| Adjemian, Robert, 47 | CA | 32:24:04 | 1994 |
| Adjemian, Robert, 50 | CA | 31:26:03 | 1997 |
| Akiyama, Paul, 49    | CA | 29:33:42 | 1993 |
| Akiyama, Paul, 50    | NV | 29:15:43 | 1994 |
| Akiyama, Paul, 51    | NV | 28:10:56 | 1995 |
| Akiyama, Paul, 53    | NV | 29:51:26 | 1997 |
| Albert, Norm, 31     | CA | 29:42:53 | 1988 |
| Albert, Norm, 40     | CA | 29:56:36 | 1997 |
| Allen, Lisa, 33      | CO | 30:32:49 | 1997 |
| Allison, Walter, 35  | CA | 23:38:34 | 1990 |
| Anderson, Maggie, 43 | NZ | 28:23:27 | 1995 |
| Andress, Michael, 43 | CA | 28:59:56 | 1989 |
| Andrews, Bill, 46    | CA | 32:13:11 | 1998 |
| Anella, Ben, 52      | CA | 31:59:16 | 1997 |
| Antholine, Bill, 28  | AZ | 30:08:20 | 1997 |
| Apt, Kirk, 33        | CO | 22:55:34 | 1995 |
| Arasim, Ed, 54       | CA | 32:28:00 | 1994 |
| Arnold, Hap, 52      | CA | 29:51:00 | 1986 |
| Atlas, Dave, 33      | MT | 21:56:13 | 1992 |
| Ayres, Ed, 48        | CT | 29:48:32 | 1990 |

**b**

|                          |    |          |      |
|--------------------------|----|----------|------|
| Bailey, Skip, 41         | CA | 31:31:08 | 1993 |
| Baker, Ernie, 49         | CA | 30:04:00 | 1986 |
| Balch, Vincent, 41       | CA | 24:42:02 | 1997 |
| Ball, Tim, 32            | CA | 26:02:04 | 1991 |
| Balsley, David, 42       | NY | 22:22:35 | 1989 |
| Banderas, Carlos, 43     | CA | 22:59:25 | 1994 |
| Banderas, Carlos, 45     | CA | 23:06:42 | 1995 |
| Banderas, Carlos, 47     | CA | 22:45:05 | 1997 |
| Banderas, Carlos, 48     | CA | 21:53:52 | 1998 |
| Bandur, John, 48         | WA | 24:04:00 | 1986 |
| Bandur, John, 51         | WA | 26:03:20 | 1989 |
| Barger, Dan, 23          | CA | 23:07:31 | 1988 |
| Barger, Dan, 25          | CA | 21:35:20 | 1990 |
| Barger, Dan, 29          | CA | 25:06:08 | 1994 |
| Barger, Daniel, 21       | CA | 27:59:00 | 1986 |
| Barker, Leland, 39       | UT | 20:30:26 | 1997 |
| Barnes, Rod, 43          | CA | 31:28:19 | 1991 |
| Barrett, Wes, 55         | CA | 32:45:12 | 1991 |
| Barry, Mary Kathleen, 40 | CA | 31:39:27 | 1998 |
| Bartoo, Duke, 43         | CA | 30:55:19 | 1995 |
| Bartoo, Duke, 44         | CA | 28:48:26 | 1996 |
| Bartoo, Duke, 45         | CA | 26:43:41 | 1997 |
| Bartoo, Duke, 46         | CA | 29:14:06 | 1998 |
| Bassett, Nick, 50        | WY | 24:56:49 | 1995 |
| Bassett, Nick, 52        | WY | 26:23:10 | 1997 |
| Beach, Bob, 42           | CA | 29:49:00 | 1986 |
| Beaulieu, Moe, 46        | CA | 26:40:46 | 1990 |
| Beech, George, 41        | CO | 24:50:02 | 1991 |
| Bell, Ray, 44            | FL | 23:27:27 | 1988 |
| Bellante, Richard, 36    | CA | 29:37:17 | 1988 |
| Bellante, Richard, 42    | CA | 32:26:47 | 1994 |
| Bender, Jeff, 31         | CA | 28:48:35 | 1993 |
| Bender, Jeff, 32         | CA | 28:23:22 | 1994 |
| Bermudez, Ofelia, 40     | CA | 27:21:27 | 1996 |
| Berry, Kathy, 41         | CA | 29:51:24 | 1991 |
| Blinn, Jerry, 42         | CA | 26:43:27 | 1989 |
| Boggenhuber, Alfred, 48  | CA | 26:31:05 | 1988 |
| Boggenhuber, Edith, 46   | CA | 25:23:37 | 1990 |
| Boggenhuber, Edith, 47   | CA | 24:31:04 | 1991 |
| Boggenhuber, Edith, 48   | CA | 28:24:05 | 1992 |
| Boggess, Edward, 39      | CO | 24:59:58 | 1997 |
| Boyd, Marie, 47          | CA | 31:48:08 | 1995 |
| Boyd, Marie, 49          | CA | 32:54:39 | 1997 |
| Brainard, Dick, 44       | MA | 21:56:06 | 1989 |
| Brana, Suzanne, 40       | CA | 27:04:20 | 1998 |
| Braun, Paul, 34          | CA | 27:13:45 | 1996 |
| Britcliffe, Kathy, 33    | CA | 26:30:55 | 1988 |
| Britcliffe, Kathy, 34    | CA | 22:36:57 | 1989 |

|                     |    |          |      |
|---------------------|----|----------|------|
| Buck, Richard, 41   | CA | 31:17:21 | 1987 |
| Buck, Richard, 42   | CA | 28:33:43 | 1988 |
| Buck, Richard, 43   | CA | 27:22:25 | 1989 |
| Buck, Richard, 45   | CA | 30:49:23 | 1991 |
| Burrous, Carrie, 26 | CA | 31:43:16 | 1995 |

**c**

|                           |     |          |      |
|---------------------------|-----|----------|------|
| Caldwell, Donald, 45      | CA  | 22:27:50 | 1989 |
| Calvert, Maria, 38        | CA  | 29:04:27 | 1998 |
| Calvert, Randy, 44        | NV  | 26:58:38 | 1997 |
| Cammack, Terry, 43        | CA  | 31:39:25 | 1989 |
| Cammack, Terry, 45        | CA  | 29:30:16 | 1991 |
| Campbell, Mike, 40        | CA  | 32:39:40 | 1994 |
| Canales, Henry, 44        | CA  | 31:23:31 | 1990 |
| Canales, Henry, 46        | CA  | 32:06:16 | 1988 |
| Canby, John, 22           | CA  | 30:04:18 | 1996 |
| Cantu, Ruben, 53          | CA  | 29:50:55 | 1996 |
| Cantu, Ruben, 54          | CA  | 30:46:52 | 1997 |
| Capewell, Dale, 31        | CA  | 21:04:30 | 1994 |
| Capron, David, 51         | CA  | 29:14:03 | 1996 |
| Capron, David, 52         | CA  | 26:56:13 | 1997 |
| Capron, David, 53         | CA  | 25:33:47 | 1998 |
| Carlson, Bill, 32         | CA  | 23:12:17 | 1992 |
| Carswell, Robert, 38      | CDN | 30:32:01 | 1994 |
| Cassell, Steve, 40        | NV  | 32:20:59 | 1989 |
| Cassidy, Kevin, 33        | AUS | 31:40:29 | 1993 |
| Castano, Larry, 37        | CA  | 26:46:52 | 1990 |
| Castano, Larry, 38        | CA  | 27:23:38 | 1991 |
| Casteran, Rene, 42        | OR  | 26:03:20 | 1989 |
| Cave, John, 31            | CA  | 23:47:30 | 1991 |
| Cave, John, 32            | WA  | 22:51:55 | 1992 |
| Cepeda, Lauren, 33        | CA  | 30:42:58 | 1998 |
| Cepoi, David, 27          | CA  | 27:12:18 | 1992 |
| Cervantes, Martimiano, 46 | MEX | 21:36:59 | 1998 |
| Chamley, Mark, 39         | CA  | 31:07:29 | 1992 |
| Chamley, Mark, 42         | CA  | 30:35:31 | 1995 |
| Chandonia, Charlie, 56    | TX  | 31:30:34 | 1997 |
| Cheese, Tom, 31           | CA  | 22:12:56 | 1990 |
| Chiasson, Hal, 55         | CA  | 28:17:00 | 1998 |
| Christensen, Chris, 35    | CA  | 23:07:48 | 1992 |
| Christopherson, Wayne, 41 | MI  | 27:28:13 | 1989 |
| Clapper, Joe, 38          | VA  | 27:34:28 | 1997 |
| Clark, Suzi, 41           | CA  | 32:40:56 | 1988 |
| Coats, Dale, 59           | CA  | 32:54:21 | 1997 |
| Coffee, Dennis, 38        | CA  | 29:39:00 | 1986 |
| Coffee, Dennis, 39        | CA  | 30:42:48 | 1987 |
| Coffey, Marty, 41         | CA  | 31:15:36 | 1991 |
| Cohen, Herman, 53         | CA  | 30:09:59 | 1992 |
| Cohn, Alan, 42            | CO  | 30:38:14 | 1997 |
| Cole, Chris, 23           | CA  | 23:17:00 | 1986 |
| Cole, Chris, 27           | CA  | 27:54:57 | 1990 |
| Cole, Chris, 29           | CA  | 30:54:39 | 1992 |
| Collier, Damon R., 30     | CA  | 29:47:00 | 1996 |
| Collier, Damon R., 31     | AR  | 31:30:20 | 1997 |
| Collins, Dick, 56         | CA  | 28:21:18 | 1989 |
| Collins, Dick, 57         | CA  | 28:24:34 | 1990 |
| Collins, Dick, 58         | CA  | 31:52:29 | 1991 |
| Condron, Barry, 29        | CA  | 28:27:47 | 1992 |
| Condron, Barry, 30        | CA  | 25:23:42 | 1993 |
| Condron, Barry, 31        | CA  | 23:44:35 | 1994 |
| Conover, Lisa, 40         | WI  | 30:09:56 | 1998 |
| Cornell, Gill, 42         | CA  | 27:32:42 | 1992 |
| Coudurier, Bernard, 43    | CA  | 26:16:33 | 1995 |
| Coudurier, Bernard, 44    | CA  | 23:45:47 | 1996 |
| Coudurier, Bernard, 45    | CA  | 25:10:38 | 1997 |
| Coudurier, Bob, 50        | CA  | 28:04:42 | 1994 |
| Cox, Bob, 47              | NV  | 31:22:03 | 1989 |
| Crane, Adrian, 36         | CA  | 31:38:24 | 1991 |
| Crawford, Terry, 42       | CA  | 25:57:25 | 1990 |
| Crites, Kent, 37          | CA  | 23:22:58 | 1988 |
| Crites, Kent, 43          | CA  | 26:31:13 | 1994 |
| Cross, Fenton, 53         | CA  | 28:49:41 | 1997 |
| Cross, Fenton, 54         | CA  | 30:18:59 | 1998 |
| Cunningham, Ron, 50       | OR  | 30:17:08 | 1998 |
| Curry, Garry, 32          | CA  | 27:59:00 | 1986 |
| Curry, Garry, 33          | CA  | 23:55:25 | 1987 |
| Curry, Garry, 34          | CA  | 32:43:35 | 1988 |
| Curry, Garry, 35          | CA  | 26:25:20 | 1989 |

|                  |    |          |      |
|------------------|----|----------|------|
| Curry, Garry, 36 | CO | 30:13:50 | 1990 |
| Curry, Garry, 37 | CO | 28:05:05 | 1991 |
| Curry, Garry, 38 | CO | 30:48:01 | 1992 |
| Curry, Garry, 39 | CO | 29:33:15 | 1993 |
| Curry, Garry, 40 | CO | 27:04:34 | 1994 |
| Curry, Garry, 41 | CO | 28:51:47 | 1995 |
| Curry, Garry, 42 | CO | 26:14:50 | 1996 |
| Curry, Garry, 43 | CO | 28:52:12 | 1997 |
| Curry, Garry, 44 | CO | 31:17:25 | 1998 |

Eagle

**d**

|                         |    |          |      |
|-------------------------|----|----------|------|
| Damas, Dave, 43         | CA | 30:38:41 | 1991 |
| Damas, Dave, 45         | CA | 31:22:00 | 1993 |
| Davidson, Anstr, 49     | VA | 30:39:00 | 1994 |
| Davidson, Anstr, 51     | VA | 32:24:03 | 1996 |
| Davidson, Larry, 42     | NV | 32:01:10 | 1989 |
| Davidson, Robert, 34    | AZ | 31:53:41 | 1989 |
| Davis, Lance, 33        | CA | 22:03:10 | 1993 |
| Day, Conn Allen, 29     | IN | 32:43:35 | 1988 |
| Day, Conn Allen, 31     | CO | 30:13:50 | 1990 |
| de Souza, Ferdinand, 35 | UT | 30:28:45 | 1988 |
| Deaton, Lisa, 43        | CA | 29:10:46 | 1996 |
| Decker, Larry, 44       | GA | 32:22:52 | 1991 |
| Decker, Larry, 45       | GA | 31:41:24 | 1992 |
| DelaRosa, Michael, 44   | CA | 31:45:31 | 1991 |
| Demoney, Ed, 42         | VA | 31:17:25 | 1987 |
| Demorest, John, 38      | CA | 22:31:54 | 1989 |
| Demorest, John, 42      | CA | 23:47:32 | 1993 |
| Dempster, Dan, 47       | CA | 30:30:08 | 1994 |
| Dempster, Dan, 48       | CA | 30:22:45 | 1995 |
| deSouza, Ferdinand, 36  | UT | 29:11:11 | 1989 |
| DeVita, Vicki, 38       | CA | 23:46:56 | 1991 |
| Dickey, Bill, 49        | CA | 31:31:55 | 1988 |
| Dickey, Bill, 53        | CA | 30:30:21 | 1992 |
| Dike, Roger, 63         | AC | 30:47:48 | 1990 |
| Dill, Thomas, 47        | CA | 31:41:41 | 1992 |
| Dimmick, Fred, 38       | NY | 29:19:19 | 1995 |
| Dimmick, Fred, 39       | NY | 28:25:23 | 1996 |
| Dockstader, Damon, 23   | TX | 32:42:35 | 1991 |
| Donoff, Mick, 52        | CD | 28:48:56 | 1996 |
| Dudney, Gary, 44        | CA | 30:45:57 | 1997 |
| Durr, George, 45        | CA | 31:24:06 | 1991 |
| Dutfield, Stewart, 36   | WA | 23:51:42 | 1991 |

**e**

|                        |    |          |      |
|------------------------|----|----------|------|
| Eastman, Diane, 45     | CA | 28:31:04 | 1987 |
| Eckenwiler, Terry, 36  | CA | 32:15:11 | 1994 |
| Edmunds, Eric, 49      | CA | 29:57:49 | 1987 |
| Ehman, Rose, 34        | CA | 29:37:26 | 1993 |
| Ehrhard, Ron, 28       | CA | 21:47:14 | 1998 |
| Eidenschink, Chuck, 36 | OR | 27:27:45 | 1989 |
| Elam, Linda, 45        | CA | 26:04:16 | 1991 |
| Elia, Barbara, 52      | CA | 31:41:29 | 1997 |
| Elia, Barbara Ann, 50  | CA | 29:06:14 | 1995 |
| Elliott, Brian, 42     | CA | 31:57:12 | 1995 |
| Emmons, David, 37      | CA | 32:15:31 | 1994 |
| Emmons, David, 39      | CA | 31:22:11 | 1996 |
| Englemann, Eb, 51      | OR | 29:55:08 | 1993 |
| Escobar, Luis, 34      | CA | 27:06:29 | 1997 |
| Essick, Tracie, 34     | CA | 32:35:49 | 1995 |

**f**

|                      |    |          |      |
|----------------------|----|----------|------|
| Fambrough, Larry, 52 | CA | 28:38:52 | 1997 |
| Farinella, Tony, 50  | CA | 32:42:16 | 1991 |
| Feldman, Alex, 40    | ID | 23:28:07 | 1997 |
| Finkbeiner, Bill, 36 | CA | 21:18:28 | 1992 |
| Fiorito, Mike, 29    | NC | 23:48:35 | 1996 |
| Fisher, Richard, 47  | NV | 31:02:58 | 1996 |
| Fisher, Richard, 48  | NV | 30:20:17 | 1997 |
| Fitzwater, Loren, 40 | CA | 28:09:40 | 1995 |
| Flores, Gabriel, 28  | CA | 26:33:38 | 1994 |
| Flores, Gabriel, 29  | CA | 19:30:36 | 1995 |
| Flores, Gabriel, 32  | CA | 22:53:59 | 1998 |
| Flores, Mario, 40    | CA | 28:52:12 | 1990 |
| Flores, Mario, 41    | CA | 28:49:01 | 1991 |
| Flynt, David, 37     | CA | 24:40:48 | 1993 |
| Flynt, David, 38     | CA | 22:39:30 | 1994 |
| Flynt, David, 39     | CA | 22:08:17 | 1995 |

W4

Buffalo

Buffalo

W4

Cougar



Foster, H.E., 46 CA 32:06:16 1988  
 Franiak, Joe, 30 CA 23:18:49 1991  
 Franko, Joseph, 42 CA 32:40:23 1988  
 Franko, Joseph, 43 CA 28:46:35 1989  
 Franko, Joseph, 44 CA 22:17:51 1990  
 Franko, Joseph, 45 CA 22:08:07 1991  
 Franko, Joseph, 46 CA 26:44:34 1992  
 Franko, Joseph, 47 CA 26:56:38 1993  
 Freeman, Lee, 43 CA 30:33:00 1986  
 Freeman, Lee, 46 CA 31:25:21 1989  
 Freeman, Lee, 48 CA 28:32:02 1991  
 Frutlaw, Ed, 43 NV 27:38:52 1991  
 Fukumoto, Stephen, 37 CA 27:47:01 1987  
 Fukumoto, Stephen, 38 CA 28:07:01 1988  
 Furin, Milan, 45 SVK 26:42:22 1995 SY  
 Furnish, James, 50 CA 27:18:30 1992

**g**

Gagarin, Peter, 41 MA 25:19:00 1986  
 Gagarin, Peter, 44 MA 23:25:11 1989  
 Galdi, Phil, 36 CA 26:23:00 1986  
 Gallagher, Tom, 41 NV 31:45:50 1998  
 Gallardo, Marc, 31 CA 23:05:46 1996  
 Gallardo, Marc, 32 CA 24:53:52 1997  
 Gamble, Russ, 41 CA 31:49:55 1991  
 Gamble, Russ, 44 CA 29:58:08 1990  
 Gardner, Renne, 38 CA 31:13:17 1996  
 Garnett, Paul, 38 CA 27:32:00 1986  
 Gassan, Larry, 36 CA 29:10:44 1991  
 Gassan, Larry, 38 CA 27:14:20 1993  
 Gassan, Larry, 41 CA 23:50:04 1996  
 Gates, Richard, 32 UT 27:57:14 1989  
 Gates, Richard, 35 UT 26:24:18 1992 W4  
 Gebbie, Bill, 44 CA 31:44:06 1987  
 Gebbie, Bill, 46 CA 31:11:09 1989  
 Gensichen, Jim, 38 CA 19:37:13 1987  
 Gensichen, Jim, 39 CA 20:21:49 1988  
 Gersitz, Lorraine, 37 CA 28:42:22 1991  
 Gibbons, Christine, 33 NJ 28:17:25 1995  
 Gibbons, Wayne, 31 CA 24:58:07 1990  
 Gibbons, Wayne, 36 NJ 28:17:25 1995  
 Gillespie, Richard, 50 CA 30:17:26 1996  
 Gilli, William, 32 AR 29:39:44 1989  
 Gilli, William, 38 AR 31:19:03 1995  
 Gimbel, Susan, 41 CA 27:22:27 1988  
 Gimbel, Susan, 43 CA 23:37:05 1990  
 Givens, Bob, 45 TX 29:24:33 1989  
 Gleman, Michael, 48 FL 31:11:44 1996  
 Gleman, Stuart, 49 FL 31:37:15 1994  
 Glinn, Jim, 47 CA 29:02:23 1991  
 Goetz, Kent, 34 CA 30:41:31 1994  
 Gonzalez, Cirildo, 43 MEX 19:37:03 1997 Ram  
 Gonzalez, Cirildo, 44 MEX 22:20:05 1998  
 Goodman, Larry, 33 CA 23:35:48 1990  
 Goss, Lance, 45 CA 27:01:10 1990  
 Greaves, Martyn, GB 22:30:20 1987  
 Green, Thomas, 42 MD 23:43:46 1992  
 Greenberg, Marc, 36 WA 31:52:43 1987  
 Greenberg, Marc, 39 WA 30:52:44 1990  
 Greenberg, Marc, 45 WA 32:15:37 1996  
 Greener, Doug, 35 CA 31:08:50 1998  
 Greer, John, 37 AZ 30:00:31 1996  
 Gregg, Michael, 28 CA 23:23:00 1986  
 Grobeson, Jay, 32 CA 29:41:06 1993  
 Grobeson, Jay, 33 CA 26:15:33 1994  
 Grobeson, Jay, 34 CA 25:32:46 1995  
 Grobeson, Jay, 35 CA 25:37:25 1996  
 Grobeson, Jay, 36 CA 23:30:43 1997  
 Grobeson, Jay, 37 CA 25:38:51 1998 LGR  
 Grunt, Cindie, 41 OR 27:35:49 1991  
 Grunt, Cindie, 43 OR 30:07:53 1993  
 Grunt, Cindie, 44 OR 29:27:15 1994 LGR6  
 Gunnarsson, Patrik, 32 CA 22:42:05 1997  
 Gunnarsson, Patrik, 33 CA 20:57:53 1998

**h**

Hagele, Denny, 44 CA 28:36:37 1988 LGR5  
 Hagen, Jeff, 45 CA 31:32:30 1992

Hagen, Jeff, 46 CA 26:30:33 1993  
 Hale, Robin, 40 CA 32:39:14 1992  
 Hall, Clark, 49 VA 30:04:30 1998  
 Hall, Patricia, 41 VA 32:17:02 1998  
 Hamalainen, Jussi, 40 CA 22:49:00 1986  
 Hamalainen, Jussi, 41 FIN 20:15:20 1987  
 Hamalainen, Jussi, 42 CA 21:05:22 1988  
 Hamalainen, Jussi, 43 CA 20:31:21 1989  
 Hamalainen, Jussi, 44 CA 19:31:24 1990  
 Hamalainen, Jussi, 45 CA 20:12:56 1991  
 Hamalainen, Jussi, 46 CA 20:18:05 1992  
 Hamalainen, Jussi, 47 CA 20:33:25 1993  
 Hamalainen, Jussi, 48 CA 21:19:46 1994  
 Hamalainen, Jussi, 49 CA 19:51:26 1995 Rhino, Eagle  
 Hamalainen, Jussi, 50 CA 21:55:40 1996 Buffalo  
 Hamalainen, Jussi, 51 CA 21:20:55 1997 Rhino  
 Hamalainen, Jussi, 52 CA 22:33:46 1998 Buffalo  
 Hamilton, James, 53 CA 32:08:53 1996  
 Hamilton, James, 54 CA 30:20:07 1997  
 Hamilton, Kathy, 43 CA 32:33:53 1993  
 Hamilton, Kathy, 46 CA 30:54:46 1996  
 Hamilton, Mike, 41 WA 31:26:18 1994  
 Hamilton, Mike, 43 WA 30:57:11 1996  
 Hams, Bill, 52 CA 32:34:23 1998  
 Hanna, Noel, 31 IRE 23:51:29 1998 SY  
 Haraway, Chuck, 44 CO 32:21:17 1992  
 Hardin, David, 31 CA 29:15:32 1997  
 Hardman, Gordon, 38 CO 23:53:00 1989 LGR6  
 Harlan, Larry, 37 CA 23:53:44 1996  
 Harmer, Burgess, 47 NV 31:22:03 1989  
 Harmer, Burgess, 48 NV 27:59:08 1990 W4  
 Harmer, Burgess, 49 NV 27:48:53 1991 W4, LGR5  
 Harmer, Burgess, 50 NV 28:26:45 1992 W4, LGR5  
 Harmer, Burgess, 52 NV 29:16:50 1994 LGR6  
 Harns, Bill, 44 CA 32:09:14 1990  
 Harns, Bill, 45 CA 31:07:50 1991  
 Harns, Bill, 49 CA 30:45:06 1995  
 Harns, Bill, 50 CA 31:24:48 1996  
 Harris, David, 44 CA 32:35:00 1997  
 Harris, David, 45 CA 31:34:44 1998  
 Harris, Stephen, 34 CA 21:17:40 1988  
 Harris, Stephen, 38 CA 21:49:56 1992  
 Harris, Stephen, 40 CA 21:40:16 1994  
 Harris, Stephen, 41 CA 20:43:04 1995  
 Harris, Stephen, 42 CA 22:43:41 1996  
 Harris, Stephen, 43 CA 22:13:02 1997  
 Harris, Stephen, 44 CA 21:42:46 1998  
 Harshburger, Dan, 43 CA 31:58:23 1990  
 Harshburger, Dan, 44 CA 31:18:55 1991  
 Hartley, Booth, 45 CA 31:58:43 1987  
 Hartley, Booth, 46 CA 32:27:32 1988  
 Harvey, Steve, 42 CA 26:48:00 1986  
 Harvey, Steve, 44 CA 25:55:31 1988  
 Harvey, Steve, 46 CA 30:46:46 1990  
 Harvey, Steve, 49 CA 31:43:10 1993  
 Hasham, Sheila, 44 CA 29:15:00 1986  
 Hatta, Hiromi, 35 JPN 31:13:17 1996 Ram's Head  
 Hatta, Katsuyuki, 32 JPN 31:13:17 1996 Ram's Head  
 Hayes, Terri, 47 NV 31:43:07 1990  
 Hayes, Terri, 48 NV 31:44:25 1991  
 Heaton, Cynthia, CA 30:54:13 1987  
 Henderson, Jennifer, 37 CA 24:28:27 1996 Ram  
 Henriquez, Ernesto, 39 CA 23:06:42 1995  
 Henslee, Gary, 45 CA 26:45:17 1996  
 Hermanson, Ray, 45 CA 28:52:38 1988  
 Hermanson, Ray, 47 CAN 29:29:13 1990  
 Heroux, Jess, CDN 31:43:54 1992  
 Herrera, Juan, 28 MEX 20:52:29 1997  
 Herrera, Madero, 25 MEX 20:54:45 1996  
 Hian, Ben, 24 CA 22:14:00 1993  
 Hian, Ben, 25 CA 18:39:48 1994 Ram  
 Hian, Ben, 26 CA 19:11:11 1995 Ram  
 Hian, Ben, 27 CA 18:50:24 1996 Ram  
 Hian, Ben, 29 CA 19:05:35 1998 Ram  
 Hillestad, Richard, 44 CA 23:41:00 1986  
 Hines, Jeff, 35 CA 21:50:36 1995  
 Hines, Jeff, 36 CA 20:59:04 1996

Hodde, Jason, 26 IN 28:02:33 1996  
 Hodde, Jason, 27 IN 31:22:19 1997 W4, LGR  
 Hodges, Eric, 48 CA 28:56:48 1997  
 Hodges, Eric, 49 CA 28:14:52 1998  
 Hoff, Bruce, 29 CA 23:37:15 1992  
 Hoff, Bruce, 32 CA 22:31:17 1995  
 Holder, Kent, 49 CA 28:18:36 1988  
 Holderman, Brad, 36 CA 31:50:02 1998  
 Holloway, Gary, 35 ID 31:50:34 1997 W4  
 Holmes, Fred, 60 TX 32:36:46 1997  
 Holmes, John, 55 FL 29:46:32 1997  
 Hooper, Max, 43 AR 30:42:51 1989  
 Hopkins, John, 47 CA 31:09:47 1992  
 Hubbard, Gordon, 47 CA 32:11:00 1986  
 Hubbard, Gordon, 48 CA 30:51:43 1987  
 Hubbard, Gordon, 49 CA 30:53:58 1988  
 Hubbard, Gordon, 51 CA 31:38:57 1990  
 Hubbard, Gordon, 52 CA 31:17:40 1991  
 Hubbard, Gordon, 53 CA 30:26:53 1989  
 Hubbard, Gordon, 53 CA 32:52:33 1992  
 Huffman, Dennis, 42 CA 22:49:56 1991  
 Huffman, Dennis, 43 CA 27:21:40 1992  
 Huffman, Dennis, 44 CA 25:31:56 1993  
 Huffman, Dennis, 45 CA 22:29:28 1994  
 Huffman, Victoria, 37 CA 30:17:43 1990  
 Hume, Blakely, 21 CA 32:08:29 1995  
 Hume, Blakely, 22 CA 31:28:04 1996  
 Hume, Blakely, 24 NV 29:30:27 1998  
 Humphrey, Ed, CA 29:33:35 1987

**i**

Ingalls, Jim, 47 IN 32:43:29 1992 W4, LGR5  
 Ingalls, Jim, 50 MI 32:57:18 1995  
 Ingro, John, 55 CA 32:28:51 1989  
 Ingro, John, 57 CA 30:42:07 1991  
 Ingstrom, Heikki, 34 UT 22:21:03 1992  
 Irvin, Kristina, 40 CA 29:08:23 1998  
 Isler, Randy, 41 NM 27:56:37 1998  
 Israel, Sandy, 47 CA 30:58:35 1994  
 Ives, Frank, 49 CA 27:47:29 1991

**j**

James, Tom, 51 CA 29:49:56 1995  
 Jankowski, Tony, 44 CA 32:34:31 1997  
 Jaques, Glen, 47 BC 29:38:25 1989  
 Jebian, Lee, 57 CA 31:39:39 1998  
 Jensen, Stan, 42 CA 30:24:31 1995  
 Johns, Sherry, 42 NM 23:18:00 1997 Ram  
 Johns, Sherry, 42 AZ 22:39:35 1995 Rhino  
 Johnson, Gary, 38 CA 23:28:09 1991  
 Johnson, Jeffrey, 24 UT 29:41:44 1994  
 Johnston, Jennifer, 34 CA 23:28:43 1998  
 Jones, David, 29 CA 29:15:33 1997  
 Joseph, Gene, 41 AZ 27:20:51 1993  
 Joseph, Gene, 46 AZ 29:42:34 1998  
 Josephs, Robert, 42 CA 31:47:16 1997  
 Jurek, Scott, 24 SD 19:15:06 1998

**k**

Kahler, Mark, 37 CA 30:17:26 1996  
 Kajiwara, Eric, 48 CA 30:32:32 1995  
 Kajiwara, Eric, 51 CA 29:03:22 1998  
 Kaplan, Allan, 37 CA 32:41:48 1992  
 Kaplan, Allan, 40 CA 30:33:27 1995  
 Kaplan, Allan, 41 CA 32:21:18 1996 W4  
 Kaplan, Allan, 42 CA 31:52:12 1997  
 Karwasky, Robert, 31 CA 32:27:00 1986  
 Kavanaugh, Matthew, 41 CA 32:00:15 1998  
 Kee, Bill, 38 CA 23:24:12 1995  
 Kee, Bill, 40 CA 23:12:24 1997  
 Kelley, Rick, 46 AZ 27:22:45 1996  
 Kelley, Rick, 47 AZ 32:22:56 1998  
 Kelley, Rick, 47 AZ 29:11:00 1997  
 Kellogg, Robert, 53 MN 32:07:09 1996  
 Kelly, Larry, 37 CA 31:35:46 1997  
 Kern, Lee, MT 28:09:07 1993  
 Kern, Leland, 39 MT 31:05:09 1996  
 Kern, Leland, 41 MT 28:28:45 1998

Kijawara, Eric, 49 CA 28:31:13 1996  
 King, Bob, 44 CA 32:11:00 1986  
 Kissell, Bill, 32 CA 20:10:52 1987  
 Klaich, Nick, 46 NV 29:59:24 1991 W4  
 Klein, Greg, 39 CA 28:57:05 1993  
 Klein, Helen, 66 CA 31:24:02 1989 W4  
 Kogutek, Michael, 49 CA 30:43:47 1998  
 Kohler, Steve, CA 29:29:12 1987  
 Krojlic, Karyn, 33 CA 29:22:00 1992

**L**  
 Langstaff, Anne, 36 CA 28:21:43 1997 Cougar  
 Lawrence, Richard, 32 CA 31:21:28 1994  
 Lawrence, Richard, 33 CA 29:36:42 1995  
 Lawrence, Richard, 35 CA 29:13:11 1997  
 Lee, Bill, 40 CO 26:41:50 1989  
 Lee, Kevin, 32 CA 23:41:40 1996  
 LeFebvre, Michael, 33 CA 27:31:36 1993  
 Leigh, Todd, 44 CA 29:12:00 1986  
 Leigh, Todd, 48 CA 28:54:07 1990  
 Leigh, Todd, 49 CA 31:10:07 1991  
 Leigh, Todd, 50 CA 29:51:25 1992  
 Lenderking, Hollis, 40 CA 23:46:46 1990  
 Leonard, Loren, 61 CA 32:20:26 1990  
 Leonard, Loren, 62 CA 32:07:09 1991  
 Lewis, Milo, 35 CA 32:28:08 1988  
 Lewis, Milo, 39 CA 32:20:33 1991  
 Liner-Jigamian, Saralie, 35 CA 32:02:24 1987  
 Liner-Jigamian, Saralie, 36 CA 30:28:26 1989  
 Little, Jerry, 30 CO 27:24:50 1998  
 Livak, Joe, 51 NV 28:17:42 1992  
 Longwell, Robert, 57 CA 31:23:46 1996  
 Longwith, Jim, 52 CA 29:58:00 1998  
 Lowy, Ron, 43 CA 28:54:00 1986  
 Loyer, Robert, 51 CA 30:36:04 1989  
 Lujan, Edward, 51 CA 26:30:09 1989  
 Lund, Kurt, 40 CA 32:45:00 1991  
 Luptowicz, Josef, 46 CA 29:30:30 1990  
 Luptowicz, Josef, 48 CA 29:55:08 1991  
 Lygre, David, 47 WA 23:18:36 1989  
 Lyons, Shannon, 54 CA 31:20:20 1998 Buffalo

**M**  
 Mack, Bill, 40 CA 31:45:41 1993  
 Mackey, Monte, 35 CA 25:08:54 1991  
 Mackey, Monte, 41 CA 24:55:57 1997  
 Macleod, Ken, 41 CDN 28:07:41 1992  
 MacNair, Howard, CA 27:45:55 1987  
 Madden, Kurt, 39 CA 21:35:53 1994  
 Maddieson, Ian, 44 CA 23:03:05 1986  
 Madsen, Dixie, 53 CA 30:28:00 1990  
 Madsen, Dixie, 54 CA 29:44:20 1991  
 Madsen, Dixie, 56 CA 30:56:28 1993  
 Madsen, Dixie, 58 CA 32:34:21 1995  
 Madsen, Dixie, 60 CA 29:18:01 1997 Rhino  
 Magill, Jim, 50 CA 31:07:03 1996 W4, LGR6  
 Magram, Tom, 38 CA 27:54:00 1986  
 Magruder, Joe, 46 CA 28:46:43 1992  
 Magruder, Joe, 48 CA 30:42:06 1994  
 Magruder, Joe, 50 CA 31:24:48 1996  
 Maida, William, 37 CA 31:56:04 1988  
 Mailloux, Jeff, 32 ID 27:04:04 1992  
 Marcelli, Mark, 36 CA 23:13:18 1995  
 March, Nancy, 47 CA 28:37:12 1994  
 Marineo, Bertha, 52 CA 32:21:31 1998  
 Mark, John, 40 CA 27:44:40 1992  
 Marshall, Evelyn, 35 CA 25:15:09 1993 Ram  
 Marshall, Evelyn, 37 CA 22:01:16 1995 Ram  
 Marshall, Evelyn, 36 CA 23:39:37 1994 Ram  
 Marshall, John, 52 CA 32:23:28 1989  
 Marshall, John, 53 CA 30:17:20 1990  
 Martin, Lou, 39 CA 28:09:33 1991  
 Martin, Michael, 41 CA 27:44:32 1989  
 Martin, Roland, 39 NE 30:40:11 1988 W4  
 Maslanka, Bozena, 30 CA 28:51:56 1997  
 Maslanka, Bozena, 31 CA 30:28:01 1998  
 Masters, Ed, 37 UT 25:04:41 1989  
 Matella, Bill, 39 CA 31:47:52 1987

Matella, Bill, 41 CA 32:41:47 1989  
 Mathieson, Joanie, 45 CA 32:36:50 1991  
 Mathias, Donald, 55 CA 31:45:05 1991  
 Matthys, Ignace, 32 BEL 22:05:26 1991  
 Mauldin, Bruce, 46 CA 28:52:20 1994  
 Mauldin, Tonya, 46 CA 28:22:54 1993  
 Maynard, Kathy, 44 CA 32:07:09 1991  
 Mazaud, Jean-Paul, 43 CA 26:13:02 1995  
 McCarthy, Willis, 33 CA 26:59:31 1988  
 McCarthy, Willis, 35 CA 23:29:01 1990  
 McCarthy, Willis, 42 CA 23:39:19 1997  
 McComish, John, 50 CA 27:43:12 1987  
 McComish, John, 51 CA 27:29:25 1988  
 McCormick, Steve, 46 CA 27:55:55 1990  
 McDonald, Michael, 54 CA 28:28:25 1998  
 McDonald, Shawn, 29 CA 23:10:42 1995  
 McDonald, Shawn, 32 CA 23:44:55 1998  
 McGrath, Maureen, 30 CA 32:53:18 1992  
 McGrath, Maureen, 31 CA 28:45:18 1993  
 McGrath, Maureen, 36 CA 28:11:31 1998  
 McKeever, Doug, 46 WA 29:02:13 1993  
 McKenzie, Scott, 39 CA 23:49:52 1994  
 McKenzie, Scott, 40 CA 22:53:48 1995  
 McKenzie, Scott, 41 CA 23:20:37 1996  
 McMahan, Elaina, 35 CA 29:58:05 1992  
 McMahan, Elaina, 36 CA 28:13:58 1993  
 McMahan, Elaina, 37 CA 27:15:48 1994  
 McMahan, Elaina, 38 CA 26:25:54 1995  
 McMahan, Elaina, 39 CA 25:05:33 1996 Cougar  
 McMahan, Elaina, 41 CA 27:50:39 1998 Rhino  
 McNair, Rob, 43 CA 25:02:18 1997  
 McNair, Rob, 44 CA 23:26:11 1998  
 McRae, Steve, 41 CA 28:18:13 1992  
 McRae, Steve, 43 CA 29:54:42 1994  
 McRae, Steve, 47 CA 32:17:20 1998  
 Mejia, Vilma, 40 CA 31:30:05 1991  
 Mejia, Vilma, 44 CA 31:59:50 1995  
 Melendy, Byron, 47 CA 26:46:30 1990  
 Melendy, Byron, 48 CA 31:53:04 1989  
 Melendy, Byron, 53 CA 26:56:41 1994  
 Mendoza, Adaberto, 47 CA 24:30:01 1998  
 Metz, John, 48 CA 30:37:30 1991  
 Meyer, Bert, 44 CT 28:59:11 1989  
 Meyer, Bert, 49 CT 32:29:53 1994  
 Meyer, Bert, 52 CT 31:30:59 1997  
 Michaud, Fernand, 53 NV 29:41:50 1996  
 Michaud, Fernand, 54 NV 29:20:19 1997  
 Miller, Albert, 35 OR 31:39:42 1989  
 Miller, Barbara, 46 CA 31:21:55 1991 W4  
 Miller, Barbara, 49 CA 31:23:15 1993  
 Miller, Dana, 42 UT 23:33:24 1993  
 Miller, Gary, 60 CA 31:50:34 1997  
 Miller, Jim, 44 CA 30:59:55 1990  
 Miller, Sandee, 44 CO 31:05:00 1997  
 Mills, Scott, 44 VA 23:33:07 1995  
 Mitchell, Winston, 48 CA 30:01:44 1997  
 Modzelewski, Michael, 36 CA 23:47:20 1989  
 Modzelewski, Scott, 27 AZ 23:47:20 1989  
 Molmen, akabill, 54 HI 26:04:42 1998  
 Moore, Arthur, 57 OH 27:46:17 1994  
 Moore, Russell, 49 CA 26:33:13 1988  
 Morita, Ryochi, 47 CA 28:59:21 1990  
 Mork, Joanie, 38 CA 27:44:40 1992  
 Morrison, Walter, 52 CA 25:16:54 1990  
 Moses, Bob, 40 CA 31:06:00 1986  
 Moses, Bob, 45 CA 31:07:50 1991  
 Muchow, Lee, 46 CA 28:50:02 1986  
 Murphy, Bonnelle, 49 CA 32:34:51 1997  
 Murphy, Thomas, 24 CA 32:22:06 1994

**N**  
 Newsome, Claudia, 40 CA 31:54:25 1990  
 Ngo, Dong, 51 FL 32:42:43 1989  
 Ngo, Dong, 52 FL 32:55:41 1990  
 Nielsen, Tom, 35 CA 23:39:37 1994  
 Nielsen, Tom, 37 CA 20:22:22 1996 Cougar  
 Nielsen, Tom, 38 CA 20:09:22 1997 Cougar  
 Nielsen, Tom, 39 CA 19:26:08 1998 Cougar

Norman, Jay, 59 TX 29:46:32 1997  
 Norton, Bob, 53 CA 32:26:11 1991  
 Nosco, Jack, 29 CA 27:13:04 1991  
 Nosco, Jack, 30 CA 26:25:04 1992  
 Nosco, Jack, 33 CA 26:33:51 1995  
 Nosco, Jack, 35 CA 32:11:09 1987  
 Nosco, Jack, 38 CA 28:23:46 1990  
 Nozaki, Alan, 35 HI 31:39:54 1990

**O**  
 O'Brien, Jim, 34 CA 19:51:47 1987  
 O'Brien, Jim, 36 CA 17:35:48 1989  
 O'Grady, Janice, 47 CA 31:23:28 1996  
 O'Grady, Kevin, 31 OH 30:52:50 1990  
 O'Neal, Thomas, 41 CA 32:27:45 1986  
 O'Neal, Thomas, 42 CA 30:02:08 1987  
 Odre, Jacqueline, 30 HI 30:35:35 1998  
 Olney, Dave, 46 CA 28:34:57 1988  
 Olney, Dave, 48 CA 28:59:06 1990  
 Olson, Mark, 48 CA 30:10:10 1995  
 Olson, Mark, 50 CA 29:56:01 1997  
 Orr, Jim, CA 27:50:41 1987

**P**  
 Palmer, Judy, 32 CA 30:28:26 1989  
 Palmer, Mike, 42 CA 32:41:30 1995  
 Palmer, Mike, 43 CA 28:46:39 1996  
 Palmer, Mike, 44 CA 30:02:11 1997  
 Palmer, Mike, 45 CA 30:27:09 1998  
 Palmer, Peter, 44 CT 25:14:18 1997  
 Pals, Lou, 50 CDN 22:18:21 1992  
 Park, David, 38 CA 21:54:33 1994  
 Park, David, 39 CA 22:24:51 1995  
 Parker, Jeff, 32 NV 28:49:33 1991  
 Parsons, Chip, 38 CA 21:13:05 1992  
 Peacock, John, 51 NV 27:26:00 1989  
 Peacock, John, 55 NV 28:26:42 1993  
 Pecsar, Jeff, 38 CA 23:55:15 1988  
 Pedroia, Vince, 48 CA 26:33:41 1994  
 Pedroia, Vince, 49 CA 27:22:40 1995  
 Pedroia, Vince, 50 CA 29:31:10 1996  
 Pedroia, Vince, 51 CA 25:14:36 1997  
 Pedroia, Vince, 52 CA 24:37:32 1998  
 Pellon, Jim, 37 CA 19:44:44 1987  
 Penna, Phil, 42 CA 23:21:26 1990  
 Penny, David, 32 CA 32:05:04 1995  
 Pentasuglio, Mary Lou, 41 CA 32:26:52 1995  
 Peorrodin, Jack, 61 CA 29:50:39 1990  
 Pepin, James, 37 CA 28:55:00 1986  
 Peralez, Michael, 34 CA 29:56:01 1997  
 Perrodin, John, 59 CA 28:41:08 1988  
 Peters, Patrick, 51 CA 31:25:33 1996  
 Petschar, Perry, 39 CA 27:40:04 1993  
 Petschar, Perry, 40 CA 29:10:42 1994  
 Petschar, Perry, 41 CA 25:00:55 1995  
 Pettigrew, Jeff, 32 CA 29:05:18 1995  
 Pettigrew, Jeff, 35 CA 30:09:56 1998  
 Pettigrew, Jeff, 42 CA 28:20:24 1996  
 Peyton, Lou, 45 AR 31:15:36 1989 W4  
 Phillips, Bud, 48 CA 30:24:19 1995  
 Phillips, Bud, 49 CO 29:28:16 1996  
 Pierce, Phillip, 53 MA 31:28:50 1994  
 Pike, Robert, CA 28:05:47 1987  
 Pirogowicz, David, 44 CA 27:45:46 1996  
 Pitts, Frank, 57 CA 31:32:00 1988  
 Pitts, Frank, 59 CA 31:45:56 1990  
 Pitts, Frank, 60 CA 31:12:30 1991  
 Pitts, Frank, 61 CA 30:32:35 1992  
 Pitts, Frank, 62 CA 30:16:54 1993  
 Pitts, Frank, 63 CA 32:07:00 1994  
 Pitts, Frank, 66 CA 31:54:16 1997  
 Portelance, Rolly, 47 CA 22:49:06 1990  
 Powers, Karen, 45 WY 31:38:48 1995  
 Prado, Robert, 34 CA 24:01:16 1988  
 Preeper, Earl, 39 CAN 30:52:44 1996  
 Provost, Richard, 40 CA 21:52:00 1986  
 Pruitt, R. C., 38 CA 31:23:31 1990  
 Pruitt, R. C., 42 CA 30:24:43 1994

Purdy, Bruce, 36 MI 31:28:13 1993  
 Put, Hans, 37 NY 21:06:08 1998 Horse

**qr**

Quinn, John, 35 CA 29:37:01 1996  
 Radich, John, 32 CA 29:44:00 1986  
 Radich, John, 35 CA 28:39:31 1988  
 Radich, John, 41 CA 29:55:58 1996  
 Rambach, Whit, 31 CA 28:06:34 1998  
 Ramirez, Martin, 34 AZ 24:28:27 1996  
 Ramirez, Rico, 49 CA 30:12:21 1993  
 Ramsey, William, 42 CA 29:01:56 1995  
 Ramsey, William, 43 CA 25:26:11 1996  
 Ramsey, William, 44 CA 22:57:14 1997  
 Ramsey, William, 45 CA 28:34:43 1998  
 Rapp, James, 38 NV 28:57:34 1995  
 Reed, Pamela, 34 AZ 26:49:48 1995  
 Reichert, Gerald, 41 ND 31:56:27 1995  
 Reinstein, Devy, 34 CA 23:51:25 1990  
 Remington, Dave, 54 CA 30:45:06 1995  
 Resh, Jack, 55 CA 27:54:00 1986  
 Reynolds, Marc, 42 CA 27:43:55 1990  
 Rhodes, Randy, 44 CO 27:30:50 1994  
 Ridgeway, Diane, 47 (F) 26:40:35 1996 Rhino  
 Riemer, Frederick, 45 UT 31:32:30 1992 W4  
 Ringstad, Curt, 41 OR 25:42:36 1993  
 Risse, Joan, 46 CA 31:27:20 1995  
 Risse, Joan, 47 (F) 30:54:46 1996  
 Ritchie, Gary, 54 CA 29:25:10 1994  
 Ritchie, Gary, 58 CA 26:08:18 1998  
 Robak, Robert, 39 CA 28:02:12 1991  
 Robak, Robert, 45 CA 27:41:17 1997  
 Robbins, Brick, 32 CA 30:52:39 1991 JMT  
 Robbins, Jeffrey, 45 CA 27:05:32 1997  
 Robbins, Jeffrey, 46 CA 26:34:57 1998  
 Roberts, Seth, 44 MA 28:10:20 1996  
 Robinson, Dave, 34 CA 26:16:19 1996  
 Robinson, Eric, 28 CA 28:12:36 1996  
 Robinson, Eric, 29 CA 29:57:04 1997  
 Robinson, Wendell, 41 WY 30:23:50 1993  
 Robison, Wendell, 36 WY 27:15:07 1988 LGR5  
 Robison, Wendell, 37 WY 23:30:34 1989  
 Robison, Wendell, 38 WY 23:54:00 1990  
 Robison, Wendell, 39 WY 28:51:24 1991 LGR5  
 Robison, Wendell, 40 WY 29:22:00 1992  
 Robison, Wendell, 42 WY 28:37:12 1994  
 Robison, Wendell, 43 WY 28:05:02 1995  
 Robison, Wendell, 44 WY 29:39:27 1996  
 Robison, Wendell, 45 WY 32:42:55 1997 W4  
 Roeh, Bill, 49 CA 31:40:34 1994  
 Rork, Paul, 45 CA 28:40:54 1992  
 Ross-Wilde, Ronni, 36 CA 29:23:58 1996  
 Rouse, Mike, 45 CA 30:37:00 1998  
 Rowe, Tom, 44 MT 30:55:17 1992  
 Royalty, Phil, 23 CA 29:31:36 1992  
 Royalty, Phil, 27 NV 28:35:19 1996  
 Ruttenberg Gary, 39 CA 29:33:35 1987

**S**

Sager, Marc, 39 CA 30:33:00 1992  
 Sager, Marc, 41 CA 29:44:04 1994  
 Sager, Marc, 43 CA 29:37:35 1996  
 Saine, David, 47 CA 30:44:20 1996  
 Saine, David, 48 CA 31:50:34 1997  
 Sakurai, Hiroe, 33 JPN 30:56:06 1998 SY  
 Sakurai, Kaname, 34 JPN 23:41:16 1998 SY  
 Salmonson, P.J., 43 HI 32:03:53 1990  
 Samuelson, Mark, 39 CA 27:18:05 1992  
 Sawchuk, Kevin, 32 VA 20:23:14 1997  
 Schick, Karl, 32 CA 30:16:46 1989  
 Schlerth, Joe, 39 CA 21:31:58 1989  
 Schlerth, Joe, 40 CA 22:46:19 1990  
 Schlerth, Joe, 41 CA 21:37:27 1991 W4  
 Schlerth, Joe, 42 CA 20:59:18 1992  
 Schlerth, Joe, 43 CA 20:04:11 1993  
 Schlerth, Joe, 44 CA 19:50:47 1994 Rhino  
 Schlerth, Joe, 45 CA 20:17:25 1995  
 Schlerth, Joe, 46 CA 20:46:34 1996 Rhino

Schmidt, Lee, 52 CA 32:19:43 1991  
 Schmidt, Lee, 53 CA 29:55:08 1992  
 Schmidt, Lee, 54 CA 32:33:54 1993  
 Schmidt, Lee, 55 CA 29:09:30 1994  
 Schmidt, Paul, 38 CA 29:57:35 1990  
 Schmidt, Paul, 39 CA 29:35:25 1991  
 Schmidt, Paul, 41 CA 28:09:08 1993  
 Schmidt, Paul, 42 CA 32:28:00 1994  
 Scholl, Milt, 30 OR 27:20:51 1987  
 Scholl, Milt, 32 OR 28:08:05 1989  
 Scholl, Milton, 40 OR 28:13:04 1997  
 Schuler, Richard, 36 NJ 30:34:16 1996  
 Scott, Chris, 47 CA 28:20:24 1996  
 Seminoff, Tim, 38 UT 22:12:07 1996  
 Sena, Leroy, 43 CA 32:34:16 1997  
 Senely, Richard, 46 HI 29:49:16 1990  
 Serrol, Pete, 25 CA 28:34:55 1991  
 Shaka, A. J., 40 CA 32:27:49 1998  
 Shaka, Barry, 36 CA 32:27:49 1998  
 Shattuck, Phil, 44 CA 32:06:02 1988  
 Sherman, Elena, 45 CA 31:33:50 1998  
 Shufflebarger, Fred, 41 CA 21:24:01 1991  
 Shufflebarger, Fred, 44 CA 19:22:16 1992  
 Shufflebarger, Fred, 45 CA 19:41:44 1993 Ram  
 Simmons, Stephen, 21 WV 31:24:55 1997  
 Simmons, Stephen, 22 WV 30:48:39 1998  
 Slater, Jack, 39 CA 21:59:00 1986  
 Slater, Jack, 40 CA 23:54:25 1987  
 Slater, Jack, 41 CA 21:40:05 1988  
 Slater, Jack, 42 CA 21:20:17 1989  
 Slater, Jack, 43 CA 21:45:14 1990  
 Slater, Jack, 44 CA 23:51:26 1991  
 Slater, Jack, 45 CA 23:53:18 1992  
 Slater, Jack, 46 CA 26:47:30 1993  
 Slater, Jack, 47 CA 26:55:46 1994  
 Slater, Jack, 48 CA 31:44:58 1995 Eagle  
 Sloan, Tom, 40 CA 24:58:26 1988  
 Sloan, Tom, 41 CA 23:21:08 1989  
 Smit, Marg a ret, 34 MT 32:25:50 1989  
 Solis, Raymond, 38 CA 32:14:33 1994  
 Solis, Raymond, 41 CA 31:51:07 1997  
 Solish, Al, 36 CA 27:33:00 1986  
 Soltész, Michael, 41 CA 28:48:40 1997  
 Spaeth, Laura, 28 CA 29:47:24 1990  
 Spaulding, David, 36 HI 31:05:40 1990  
 Spencer, Douglas, 36 CA 29:43:52 1994  
 Spencer, Douglas, 37 CA 31:28:04 1995 W4, LGR6  
 Spencer, Douglas, 38 CA 22:08:53 1996  
 Spencer, Douglas, 39 CA 21:17:53 1997  
 Spykeman, John, 30 CA 30:17:41 1995  
 Spykeman, John, 32 CA 30:52:13 1997  
 Squires, John, CA 32:38:44 1987  
 Stafford Frederick, 39 WA 30:44:20 1996  
 Staude, John-Mark, 26 AZ 21:56:18 1991  
 Stemolle, Toni, 39 CA 27:58:11 1991  
 Stevenson, Jeff, 48 CA 27:40:21 1994  
 Stevenson, Jeff, 49 CA 31:04:48 1995  
 Stevenson, Jeff, 50 CA 29:35:45 1996  
 Stevenson, Jeff, 51 CA 31:36:01 1997  
 Stewart, Patrick, 35 CA 25:31:03 1997  
 Strom, John, 45 NY 32:02:13 1987  
 Strom, John, 49 NY 31:36:55 1989  
 Sullivan, Scott, 39 CA 32:06:10 1998  
 Surdyk, John, IL 29:10:51 1987  
 Suter, Michael, 48 CA 29:11:44 1995  
 Suter, Michael, 50 CA 27:59:22 1997  
 Sutton, Dale, 46 CA 26:27:00 1986  
 Sutton, Dale, 47 CA 24:44:30 1987  
 Sutton, Dale, 56 CA 29:05:24 1995  
 Swatt, Martha, 33 WY 25:06:00 1995  
 Sybrowsky, Brandon, 22 UT 25:44:42 1993  
 Szarfinski, Joan, 53 CA 30:04:00 1992  
 Szekeresh, Bob, 46 CA 31:14:14 1993  
 Szekeresh, Bob, 50 CA 31:30:19 1997

**t**

Tanimoto, Herb, 45 CA 29:59:34 1994  
 Tanzer, Herb, 38 CA 23:51:02 1990

Taylor, Dana, 33 CA 22:29:28 1994  
 Taylor, Doug, 47 NJ 29:31:34 1990  
 Thibeault, Gene, 49 CA 24:32:14 1995  
 Thibeault, Suzi, 42 CA 31:12:28 1989 W4  
 Thomas, Michael, 33 CO 29:28:54 1995  
 Thomas, Michael, 35 CO 29:21:40 1997  
 Thomas, Robert, 37 CA 29:10:35 1993  
 Thompson, Jeff, 38 CA 28:38:08 1989  
 Thompson, Jeff, 39 CA 23:29:54 1990  
 Tincher, Jeffrey, 37 IN 30:42:07 1993  
 Tinker, Nancy, 35 CA 27:09:17 1989  
 Tinker, Nancy, 40 CA 25:44:48 1991  
 Tinker, Nancy, 42 CA 26:17:59 1993  
 To rence, Ian, 25 NV 20:40:37 1997  
 To rence, Ian, 26 NV 20:52:21 1998  
 Trafecanty, Denis, 53 CA 23:37:09 1996  
 Trafecanty, Denis, 54 CA 24:52:48 1997 Buffalo  
 Tucker, Donald, 32 UT 25:16:14 1989  
 Tufts, Richard, 42 CA 29:55:00 1986  
 Tufts, Richard, 43 CA 28:30:24 1987  
 Tufts, Richard, 45 CA 29:19:35 1989  
 Tuller, Robert, 26 CA 32:11:55 1990  
 Tuller, Robert, 31 NY 30:50:36 1995  
 Tumer, David, 30 CA 32:12:46 1991  
 Tumer, David, 33 CA 27:25:31 1994  
 Tu ron, Michael, 51 CA 30:56:24 1998

**U**

U'Ren, Jim, 35 CA 29:00:22 1988  
 Ulloa, Bob, 45 CA 29:10:42 1994  
 Ulloa, Bob, 47 CA 26:48:33 1996  
 Ulloa, Bob, 48 CA 30:36:26 1997  
 Ulrich, Marshall, 38 CO 22:22:14 1989 LGR6  
 Urioste, Joanne, 43 NV 27:22:40 1995 Rhino  
 Urioste, Joanne, 44 (F) 29:39:27 1996  
 Urioste, Joanne, 46 NV 28:06:51 1994

**V**

Val Ve rde, Al, 39 CA 25:58:11 1997  
 Val Ve rde, Al, 40 CA 21:06:09 1998 Rhino  
 Van Hoorne, Rick, CA 31:52:43 1987  
 Vance, Fred, 39 CO 28:28:47 1991  
 Vance, Fred, 43 CA 26:54:20 1995  
 Vance, Fred, 44 CA 28:39:00 1996  
 Vander Stucken, Richard, 55 CA 28:27:23 1994  
 Vavrin, Michael, 24 CA 32:13:30 1997  
 Velasco, George, 40 CA 32:46:10 1993  
 Velasco, George, 41 CA 29:40:04 1994  
 Velasco, George, 42 CA 31:34:42 1995  
 Velasco, George, 43 CA 29:25:52 1996  
 Velasco, George, 44 CA 32:50:40 1997  
 Velasco, George, 45 CA 31:31:46 1998  
 Villeneuve, Raymond, 38 CDN 25:52:30 1992  
 Villeneuve, Raymond, 39 CDN 32:39:16 1993  
 Vitale, Leslie, 42 CA 26:39:08 1995  
 Volkenand, Rob, 58 OR 30:46:38 1989 W4  
 Volkenand, Robert, 57 OR 25:21:16 1988

**W**

Waddell, Tom, 48 CA 27:56:07 1994  
 Wade, Brooks, 51 AK 31:04:46 1996  
 Walczak, Paul, 40 NC 29:31:10 1996  
 Waldsmith, Gary, 50 CA 31:52:29 1991  
 Wang, Gary, 27 CA 28:10:20 1995  
 Wamer, Roy, 31 CA 32:50:30 1990  
 Webster, Larry, 56 WA 26:35:55 1989  
 Weigt, Tom, 44 MN 32:07:09 1996  
 Weingaertner, Roger, 50 CA 30:10:56 1997  
 Weiss, Austin, 30 CO 29:39:04 1993  
 Welch, Kathy, 39 CA 27:44:40 1992  
 Welker, Max, 50 WA 30:47:28 1992  
 Werth, Dennis, 49 CO 27:54:21 1991  
 Werth, Donald, 47 CO 30:15:48 1989  
 West, Ralph, CA 23:02:04 1987  
 Westergaard, Danny, 31 CA 23:29:32 1990  
 Westergaard, Danny, 35 CA 27:36:03 1994  
 Westergaard, Danny, 36 CA 29:35:17 1995  
 Whaley, Jim, 41 CA 29:30:10 1988

|                        |    |          |      |          |
|------------------------|----|----------|------|----------|
| Whiting, Floyd, 51     | NV | 31:17:13 | 1992 | W4, LGR5 |
| Whyte, Pat, 41         | CA | 22:57:07 | 1989 |          |
| Wilde, Douglas, 39     | CA | 29:51:56 | 1992 |          |
| Willis, Scott, 27      | CA | 29:43:16 | 1989 |          |
| Wilkie, Jose, 30       | KY | 30:38:57 | 1993 |          |
| Wilkie, Jose, 33       | KY | 28:33:20 | 1996 |          |
| Williams, Glen, 26     | CA | 32:02:24 | 1987 |          |
| Williams, Glen, 28     | CA | 29:50:37 | 1989 |          |
| Williams, Jamie, 45    | CA | 23:51:57 | 1994 |          |
| Willis, Scott, 25      | CA | 31:52:07 | 1987 |          |
| Willis, Scott, 26      | CA | 31:38:07 | 1988 |          |
| Willis, Scott, 28      | CA | 30:53:57 | 1990 |          |
| Willis, Scott, 29      | CA | 27:59:15 | 1991 |          |
| Willis, Scott, 30      | CA | 30:38:37 | 1992 |          |
| Willis, Scott, 33      | CA | 29:24:38 | 1995 |          |
| Wnter, Ted,            | CA | 27:44:08 | 1987 |          |
| Wnter, Thomas, 39      | CA | 25:08:37 | 1987 |          |
| Wnter, Thomas, 42      | CA | 23:23:09 | 1990 |          |
| Wnter, Tom, 45         | CA | 22:54:40 | 1994 |          |
| Winters, Ted, 48       | CA | 26:09:00 | 1986 |          |
| Winton, Hal, 61        | CA | 30:12:32 | 1992 | W4, LGR5 |
| Wood, Blake, 37        | NM | 22:50:38 | 1995 |          |
| Wood, Blake, 38        | NM | 23:36:16 | 1996 |          |
| Wood, Jeannie, 35      | CA | 31:56:00 | 1986 |          |
| Woods, Doug, 45        | CA | 28:14:30 | 1989 |          |
| Worswick, Jonathan, 34 | CA | 21:27:32 | 1997 |          |
| Wright, Gary, 37       | WA | 32:52:46 | 1988 |          |
| Wright, Gary, 39       | WA | 31:05:01 | 1990 |          |
| Wright, Gary, 41       | WA | 32:18:35 | 1992 | LGR5     |
| Wright, Gary, 43       | WA | 29:57:37 | 1994 |          |
| Wright, Gary, 44       | WA | 31:11:57 | 1995 |          |
| Wright, Gary, 46       | WA | 32:27:34 | 1997 |          |
| Wright, Gary, 47       | WA | 32:00:03 | 1998 |          |
| Wright, Phil, 46       | CA | 29:54:19 | 1990 |          |
| Wright, Phil, 47       | CA | 30:13:33 | 1991 |          |
| Wright, Phil, 48       | CA | 31:11:03 | 1992 |          |

**YZ**

|                     |    |          |      |  |
|---------------------|----|----------|------|--|
| Yates, Carl, 64     | CA | 32:08:30 | 1991 |  |
| Yates, Carl, 67     | CA | 30:59:08 | 1994 |  |
| Zaayer, Todd, 26    | CA | 29:11:11 | 1988 |  |
| Zalokar, Fred, 29   | NV | 28:59:14 | 1989 |  |
| Zicker, Gary, 40    | NV | 32:35:12 | 1991 |  |
| Zicker, Gary, 45    | NV | 32:14:54 | 1996 |  |
| Zicker, Gary, 46    | NV | 28:50:02 | 1997 |  |
| Zimmerman, Ross, 39 | AZ | 32:44:42 | 1992 |  |
| Zirbel, Glen, 59    | CA | 32:18:44 | 1990 |  |
| Zychowski, Stan, 43 | CA | 32:04:04 | 1991 |  |
| Zychowski, Stan, 44 | CA | 32:12:35 | 1992 |  |
| Zychowski, Stan, 46 | CA | 31:48:07 | 1994 |  |
| Zychowski, Stan, 48 | WY | 32:01:17 | 1996 |  |

**Western United States  
(4 100-Mile Endurance Runs  
in One Year)**

|                  |      |
|------------------|------|
| Bell, Raymond    | 1988 |
| Martin, Roland   | 1988 |
| Casteran, Rene   | 1989 |
| Klein, Helen     | 1989 |
| Peyton, Lou      | 1989 |
| Thibeault, Suzi  | 1989 |
| Volkenand, Rob   | 1989 |
| Collins, Dick    | 1990 |
| Hamer, Burgess   | 1990 |
| Elam, Linda      | 1991 |
| Hamer, Burgess   | 1991 |
| Klaich, Nick     | 1991 |
| Schlerf, Joe     | 1991 |
| Cole, Chris      | 1992 |
| Finkbeiner, Bill | 1992 |
| Gates, Richard   | 1992 |
| Hamer, Burgess   | 1992 |
| Ingalls, Jim Jim | 1992 |
| Reimer, Fredrick | 1992 |
| Whiting, Floyd   | 1992 |
| Winton, Hal      | 1992 |
| Miller, Barbara  | 1993 |
| Akiyama, Paul    | 1994 |
| Spencer, Doug    | 1995 |
| Kaplan, Allan    | 1996 |
| Magill, Jim      | 1996 |
| Bogess, Edward   | 1997 |
| Hodde, Jason     | 1997 |
| Holloway, Gary   | 1997 |
| Robison, Wendell | 1997 |

**The Last Great Race On Earth  
(5 & 6 100-Mile Endurance Runs  
in One Year)**

|                  |      |
|------------------|------|
| Hagele, Denny    | 1988 |
| Robison, Wendell | 1988 |
| Hamer, Burgess   | 1991 |
| Robison, Wendell | 1991 |
| Hamer, Burgess   | 1992 |
| Ingalls, Jim     | 1992 |
| Whiting, Floyd   | 1992 |
| Winton, Hal      | 1992 |
| Wright, Gary     | 1992 |
| Spencer, Doug    | 1995 |
| Hodde, Jason     | 1997 |
| Bill Andrews     | 1998 |
| Jay Grobeson     | 1998 |

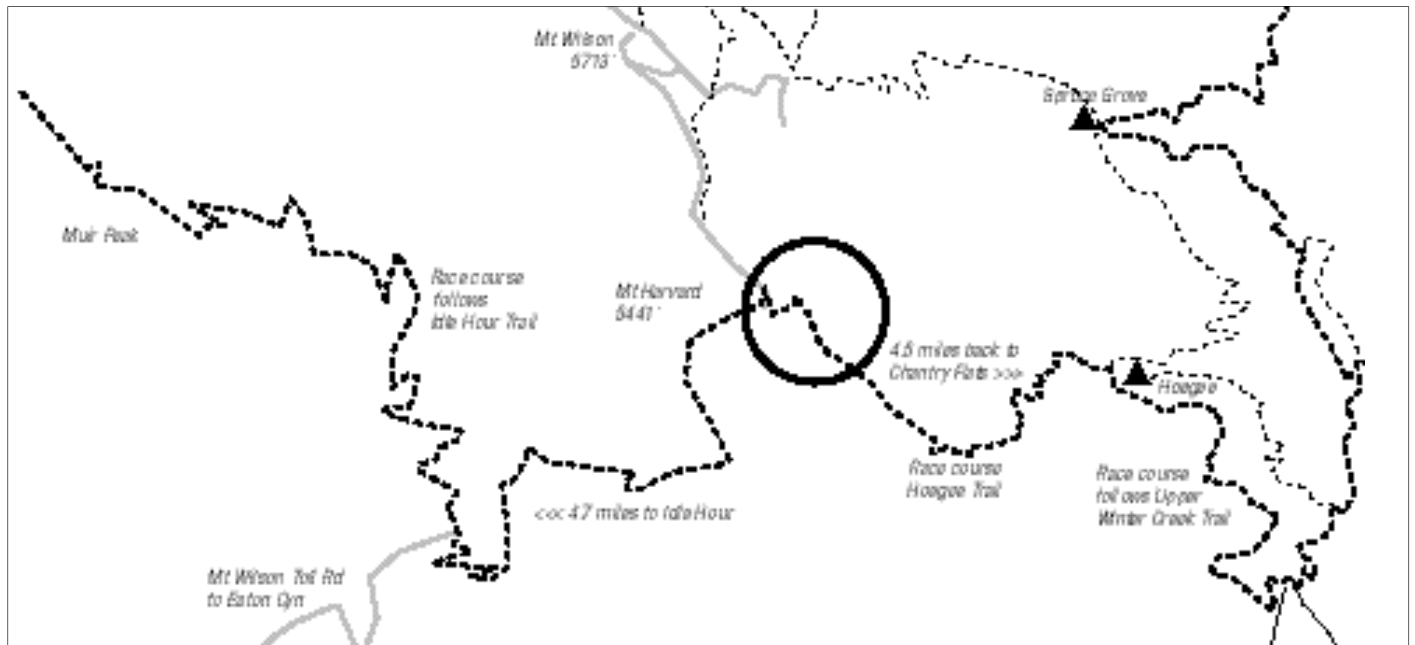
**John Muir Trail Run Finishers**

|                |      |
|----------------|------|
| Ken Hamada     | 1990 |
| Robert Thomas  | 1990 |
| Hal Winton     | 1990 |
| Jim Crosswhite | 1991 |
| Brick Robbins  | 1991 |
| Robert Thomas  | 1991 |
| Bruce Hoff     | 1994 |
| Devy Reinstein | 1994 |



Idle Hour 1998: Kathy Brown (2nd from right) presiding.

# 9. AC100 Volunteers and Trail Building



Circle shows area of trail work. (Detail from Map 4).

## **Halloween & AC100 Trail Work**

(Somewhere on Mt Wilson, above Pasadena CA.)

This past Halloween Saturday; We Few, We Precious Few; gathered unto Hal Winton and continued our Mighty Works on the Manzanita Ridge Trail.

The faithful gathered and were then shuttled up to the majestic summit of Mt Wilson. Terry Tanner delivered the Invocations of Safety and Prudence regarding the Holy Trinity of Pulaski, MacLeod, and Loppers. The multitudes dispersed to and set their hands to the tasks before them.

By now this must be one of the best kept secrets in SoCal UltraRunning... Folks are having too much fun. Way too much fun. Dubious reputations of personages public and private, living and dead, present and absent are drubbed with pig-bladders and pitched over the side along with miscellaneous boulders, branch trimmings and random dirt clods. This is Public Service

with a live audience. It is a Celebrity Roast in the round. This is Public Service in it's golden hour.

Among those chopping root and pulling vine were some of the finest minds ever to wield hand tools on a Southern California trail. Where else would one find a deputy DA, a city planner, a mathematician, an electrician, and a baker watching a copywriter wield the massive steel "Rod of Death" as the aforementioned Rod leveled crumbling granite boulders from their geologic slumbers and wiggled into new resting places for you, the eventual trail runner? Its a cigar you could take to the bank, and would not be in the society pages of "People" magazine, I guar-on-tee...



The worthy who made good things happen this weekend included Hal Winton, Terry Tanner, Bill Ramsey, the ever-present hi-voltage Duke Bartoo, Jay Grobeson, David Saine, Francisco Fabian, Hal Chiasson, Ross Lewis and a goodly collection of other

fine people who gave up a Saturday of yardwork and mall-raids to work on a stretch of trail. May blessings follow all of you.

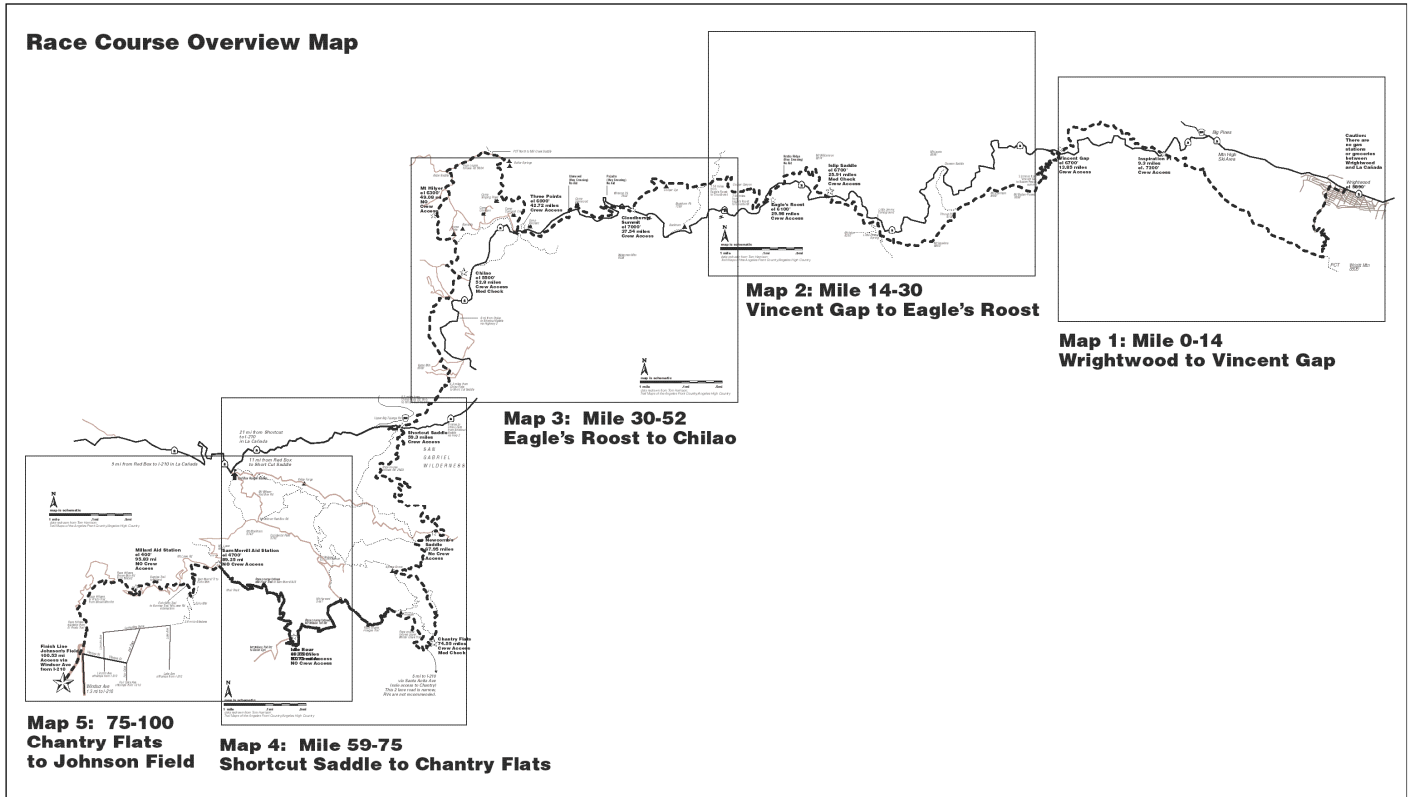
Among the SoCal Finest who have joined us in the past have been Baz Hawley, Patron Saint of Lost Sheep and Good Intentions; Scott McKenzie, Doug Spencer, Kent Holder, Joe Franko, Dana Taylor, Bruce Hoff to name just a few others.

There will be future events. In the interests of staying sharp and comedically nimble, you, gentle reader, may consider joining us. We'd love to engage your company. Because contrary to anything you may have heard...

**PUBLIC SERVICE CAN BE FUN.**



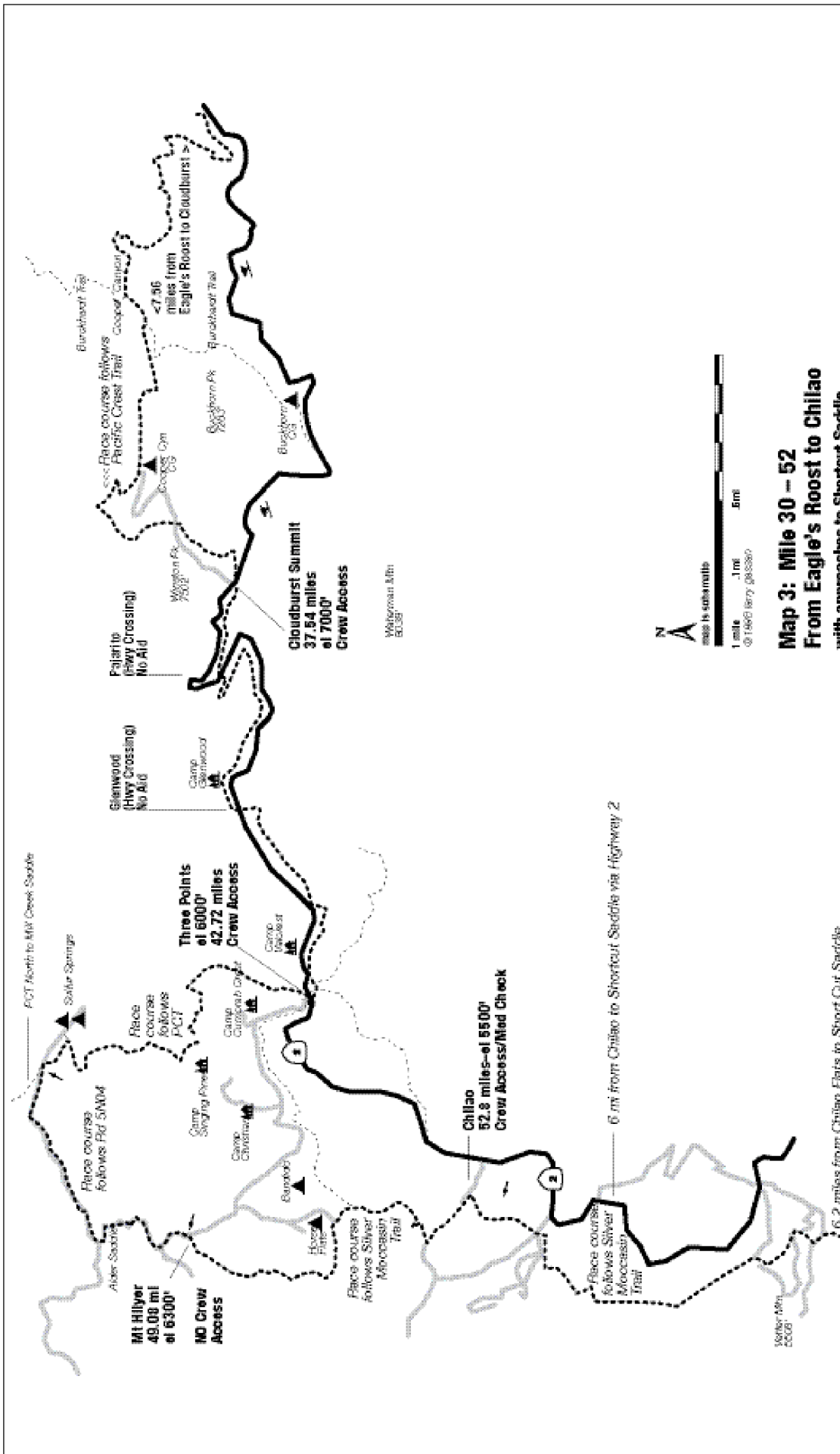
# 10. Course Maps







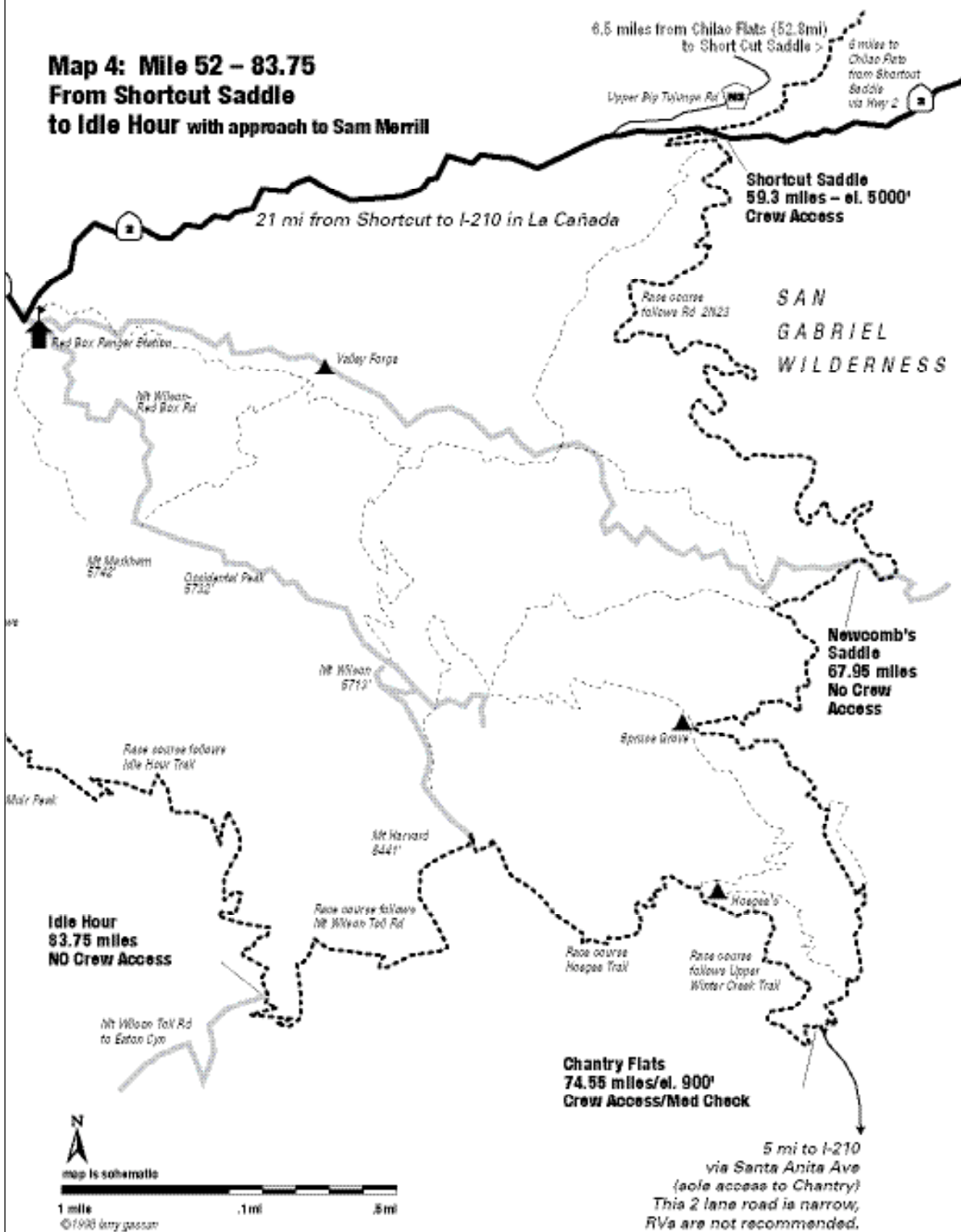




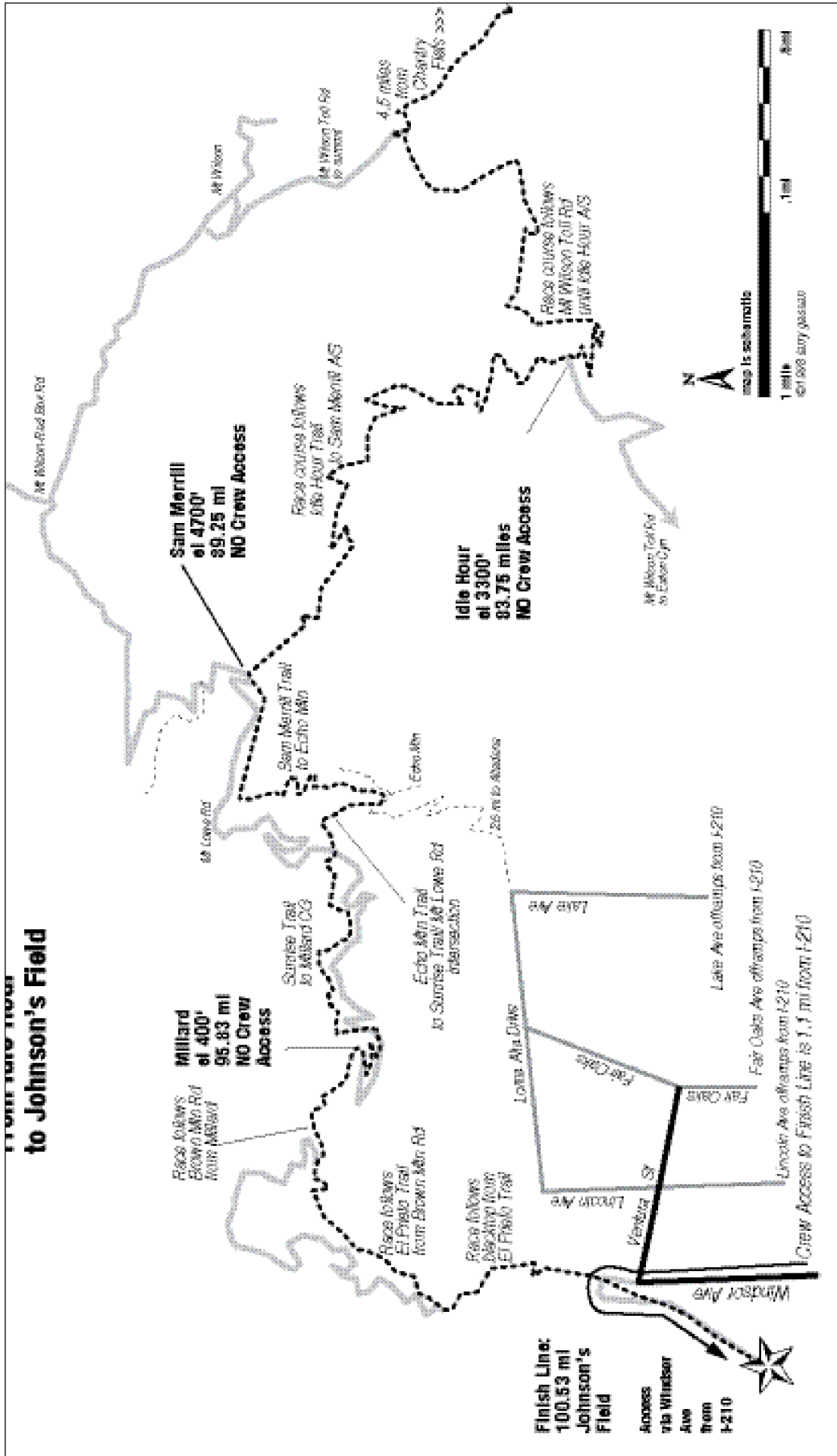
**Map 3: Mile 30 - 52  
From Eagle's Roost to Chilao  
with approaches to Shortcut Saddle**

| Checkpoint              | DELTA | Distance | Drop Bag | Crew Access | O'Brien | Hlan    | Shufflebarger | Demorest | Wilkie | Velasco | Cutoff |
|-------------------------|-------|----------|----------|-------------|---------|---------|---------------|----------|--------|---------|--------|
| 6. Eagle's Roost        | 0.84  | 29.98    | NO       | YES         | 10:04M  | 10:41AM | 10:26AM       | 11:25AM  | 1:09PM | 1:55PM  | 2:35PM |
| 7. Cloudburst Summit    | 7.56  | 37.54    | YES      | YES         | 11:12AM | 11:52AM | 11:40AM       | 12:51PM  | 3:03PM | 3:54PM  | 4:30PM |
| 10. Three Points POINTS | 2.29  | 42.72    | YES      | YES         | 11:52AM | 12:33PM | 12:23PM       | 1:44PM   | 4:18PM | 5:17PM  | 6:00PM |
| 11. Mt. Hillyer         | 6.36  | 49.08    | YES      | NO          | 12:50PM | 1:31PM  | 1:27PM        | 3:02PM   | 5:56PM | 7:30PM  | 8:00PM |
| 12. Chilao (Medical)    | 3.72  | 52.8     | YES      | YES         | 1:30PM  | 2:10PM  | 2:04PM        | -        | 7:01PM | 8:57PM  | 9:10PM |

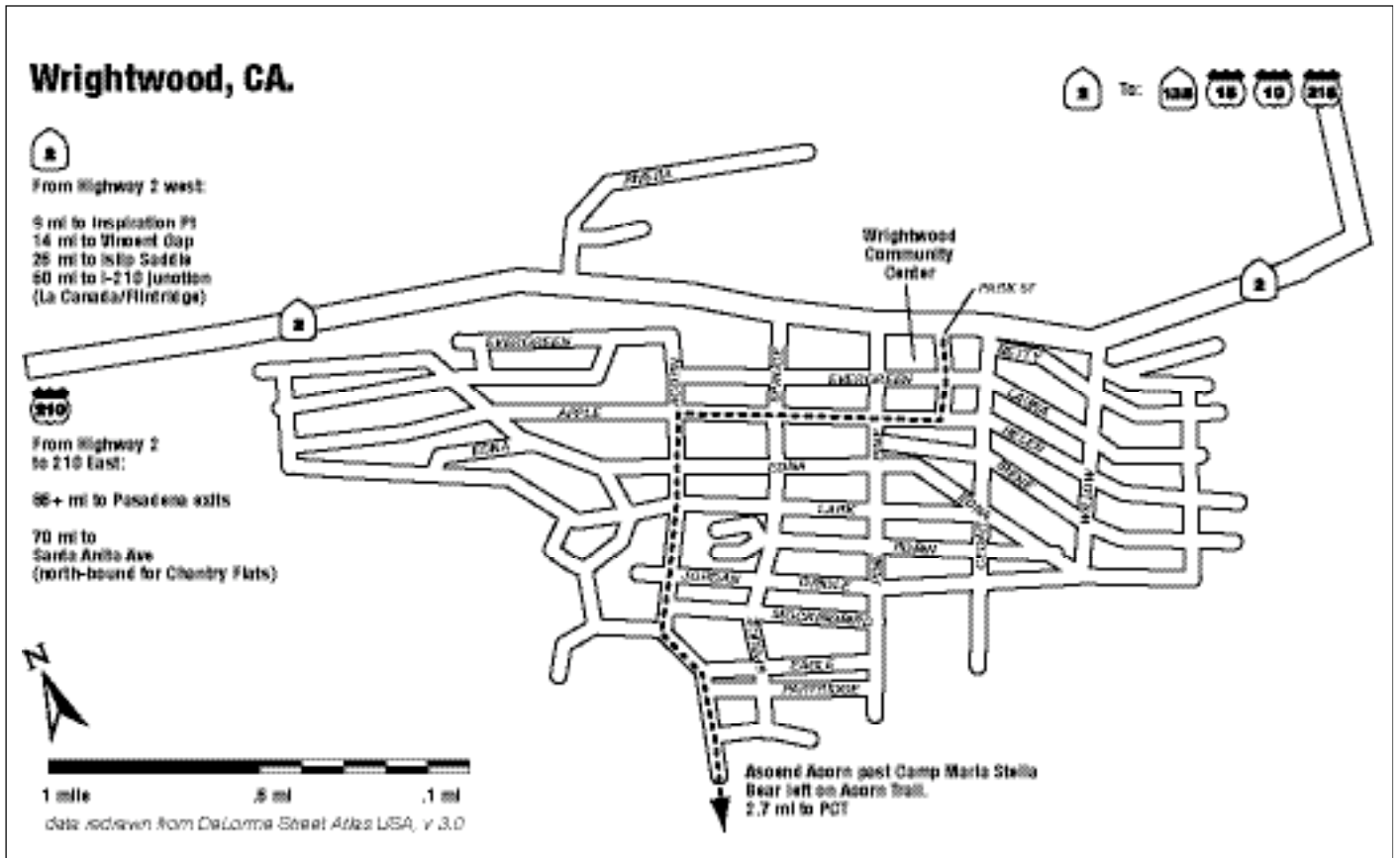
**Map 4: Mile 52 – 83.75**  
**From Shortcut Saddle**  
**to Idle Hour with approach to Sam Merrill**



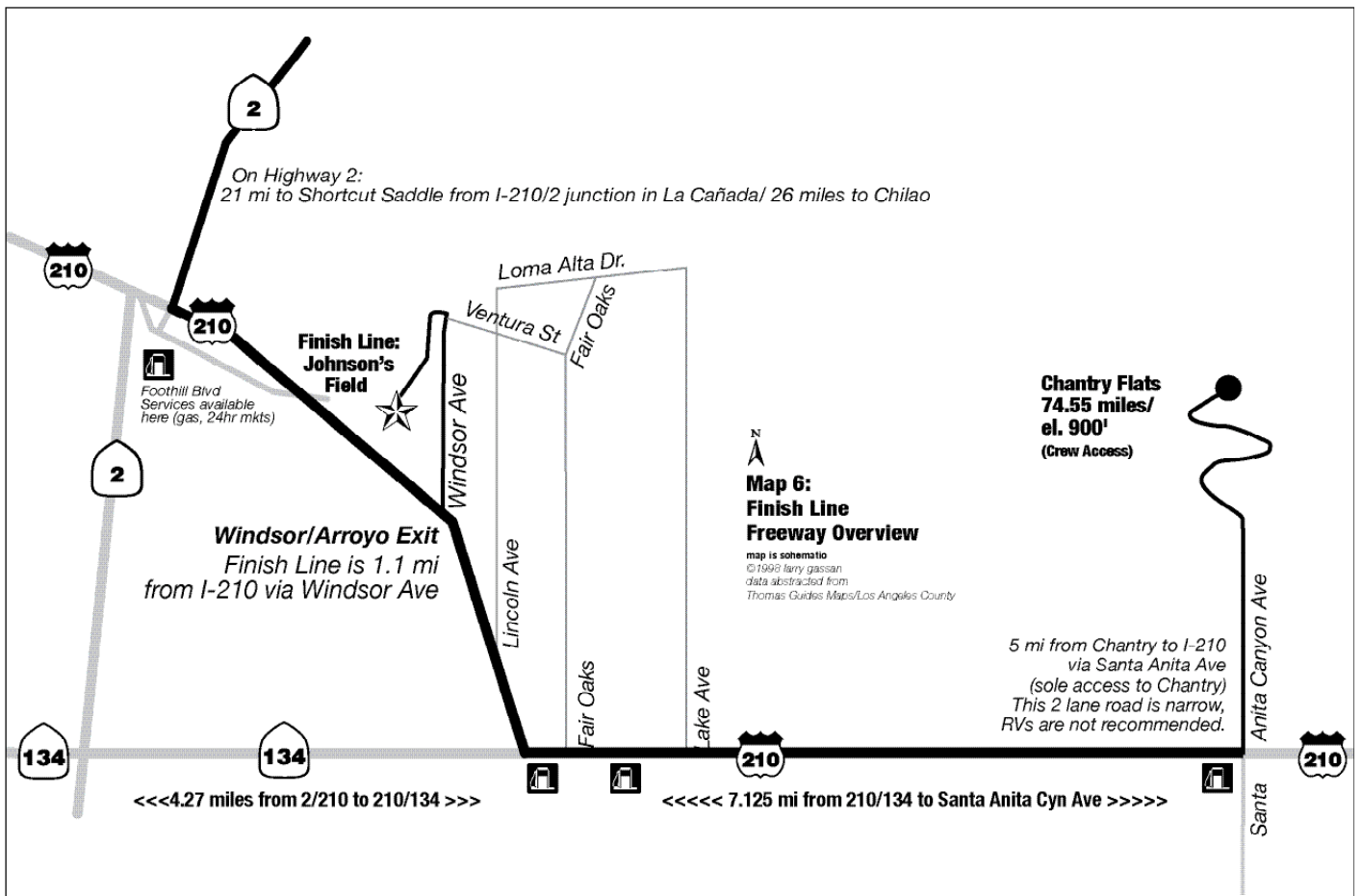
| Checkpoint                  | DELTA | Distance | Drop Bag | Crew Access | O'Brien | Hlan   | Shufflebarger | Demorest | Willkie | Velasco | Cutoff  |
|-----------------------------|-------|----------|----------|-------------|---------|--------|---------------|----------|---------|---------|---------|
| 13. Shortcut Saddle         | 6.5   | 59.3     | NO       | YES         | 17:35   | 18:39  | 19:41         | 23:47    | 30:38   | 32:46   | 33:00   |
| 14. Newcomb's Saddle        | 8.65  | 67.95    | YES      | NO          | 2:34PM  | 4:49PM | 4:54PM        | 7:28PM   | 9:07PM  | 11:30PM | 11:40PM |
| 15. Chantry Flats (Medical) | 6.6   | 74.55    | YES      | YES         | 4:59PM  | 6:01PM | 6:08PM        | 9:22PM   | 11:54PM | 5:22AM  | 5:25AM  |



| Checkpoint                  | DELTA | Distance | Drop Bag | Crew Access | O'Brien | Hian    | Shufflebarger | Demorest | Willkie | Velasco | Cutoff  |
|-----------------------------|-------|----------|----------|-------------|---------|---------|---------------|----------|---------|---------|---------|
| 15. Chantry Flats (Medical) | 6.6   | 74.55    | YES      | YES         | 4:59PM  | 6:01PM  | 6:08PM        | 9:22PM   | 11:54PM | 5:22AM  | 5:25AM  |
| 16. Idlehour Trail          | 9.2   | 83.75    | YES      | NO          | 6:59PM  | 8:05PM  | 8:28PM        | 12:17AM  | 5:20AM  | 8:50AM  | 8:45AM  |
| 17. Sam Merrill Trail       | 5.5   | 89.25    | YES      | NO          | 8:23PM  | 9:34PM  | 10:11PM       | 2:13AM   | 7:45AM  | 10:48AM | 11:20AM |
| 18. Millard Campground      | 6.58  | 95.83    | YES      | NO          | 9:32PM  | 10:54PM | 11:40PM       | 3:55AM   | 10:01AM | 12:38PM | 1:20PM  |
| 19. Johnson's Field         | 4.7   | 100.53*  | YES      | YES         | 10:35PM | 11:39PM | 12:41AM       | 4:47AM   | 11:38AM | 1:46PM  | 2:00PM  |



The Start at Wrightwood



From Shortcut to Chantry and the Finish



# 11. Lodging and Resource Index

## **Accommodations**

### **Wrightwood**

Mt View Motel, PO Box 458, 1098 Highway 2, Wrightwood, CA 92397. (760) 249-3553.

9 units that sleep up to 5.

Pines Motel,  
6045 Pine, Wrightwood, CA 92397  
(760) 249-9931.

Economy Inn,  
located at the Cajon Junction  
approximately 5 miles east of  
Wrightwood at the intersection of  
Interstate 15 and Highway 138.  
Many rooms at reasonable rates.  
(760) 249-6777.

Wrightwood Sales and Rental  
PO Box 951,  
Wrightwood, CA 92397  
(760) 249-3339.

Wrightwood Chamber of Commerce  
PO Box 416,  
Wrightwood, CA 92397  
(760) 249-4320.

Wrightwood Mountain Realty  
PO Box 942  
(760) 249-3256,  
Wrightwood, CA 92397.  
Will rent vacation cabins, 2 day min.

### **Victorville/Hesperia**

Budget Inn  
14153 Kentwood Blvd,  
Victorville, CA 92392  
(760) 241-8010

E-Z8 Motel  
15401 Park Avenue East  
Victorville, CA 92392  
(760) 241-7516

Economy Inn  
15822 Mojave Drive,  
Victorville, CA 92394  
(760) 241-0075

Green Tree Inn  
14173 Green Tree Boulevard,  
Victorville, CA 92392  
<http://www.bestwestern.com/best.html>  
(760) 245-3461, fax: (760) 245-7745

Holiday Inn  
15494 Palmdale Road,  
Victorville, CA 92392  
(760) 245-6565, fax: (760) 245-6649

EconoLodge  
11886 Mariposa Rd.  
Hesperia, CA 92345  
(760) 949-1515

Super 8 Motel  
Bear Valley & Mariposa  
Hesperia, CA 92345  
(760) 949-3231

Days Inn Suites  
14865 Bear Valley  
Hesperia, CA 92345  
(760) 948-0600

Sunset Inns of America  
15765 Mojave Drive,  
Victorville, CA 92394  
(760) 243-2342

Travel Inn Motel  
14998 7th Street,  
Victorville, CA 92392  
(760) 245-8627

Victorville Apple Valley  
16868 Stoddard Wells Road,  
Victorville, CA 92394  
(760) 243-7700, fax: (760) 243-4432

### **Pasadena**

Pasadena Convention & Visitor  
Center Bureau (626) 795-9311.

Chamber of Commerce  
117 East Colorado Boulevard,  
Pasadena, CA 91105  
(626) 795-3355 fax: (626) 795-5603

Artists' Inn  
1038 Magnolia Street, South  
Pasadena, CA 91030  
(626) 799-5668

Bissell House  
201 Orange Grove Avenue, South  
Pasadena, CA 91030  
(626) 441-3535

Comfort Inn  
400 S. Arroyo Pkwy  
Pasadena, CA 91105.  
(626) 405-0811 fax: (626) 796-0966  
(3 miles from the Rose Bowl)

DoubletreeHotel  
191 North Los Robles Avenue,  
Pasadena, CA 91101  
(626) 792-2727  
fax: (626) 304-0373

Hilton  
150 South Los Robles Avenue,  
Pasadena, CA 91101  
(626) 577-1000, fax: (626) 584-3148

Holiday Inn  
303 Cordova Street  
Pasadena, CA 91101  
(626) 449-4000, fax: (626) 584-1390

Mira-Monte Hotel  
127 South El Molino Avenue,  
Pasadena, CA 91101  
(626) 796-2685

Pasadena Hotel Old Towne B & B  
76 North Fair Oaks Avenue,  
Pasadena, CA 91103  
(626) 568-8172

Pasadena Inn  
400 South Arroyo Pkwy  
Pasadena, CA 91105  
(626) 795-8401, fax: (626) 577-2629

Ramada Inn  
3500 East Colorado Boulevard,  
Pasadena, CA 91107  
(626) 792-1363, fax: (626) 792-9213

Regal Inn Motel  
3800 East Colorado Boulevard,  
Pasadena, CA 91107  
(626) 449-4743

Ritz-Carlton Huntington Hotel  
1401 South Oak Knoll Avenue,  
Pasadena, CA 91106  
(626) 568-3900, fax: (626) 792-4192

Saga Motor Hotel  
1633 East Colorado Boulevard,  
Pasadena, CA 91106  
(626) 795-0431  
fax: (626) 792-0559

**Pasadena, (continued)**

Vagabond Inn  
1203 East Colorado Boulevard,  
Pasadena, CA 91106  
(626) 449-3170, fax: (626) 577-8873

Vagabond Inn  
2863 East Colorado Boulevard,  
Pasadena, CA 91107  
(626) 449-3020

**Glendale**

American Motel  
1541 East Colorado Street  
Glendale, CA 91205  
(818) 242-5572

Bell Motor Hotel  
1130 East Colorado Street  
Glendale, CA 91205  
(818) 956-7179

Best Western Inn  
123 West Colorado Street  
Glendale, CA 91204  
<http://www.bestwestern.com/best.html>  
(818) 247-0111, fax: (818) 545-9393

Chariot Inn Motel  
1118 East Colorado Street  
Glendale, CA 91205  
(818) 507-9600

Days Inn  
450 Pioneer Drive  
Glendale, CA 91203  
(818) 956-0202  
fax: (818) 502-0843

DoubletreeHotel  
100 West Glenoaks Boulevard  
Glendale, CA 91202  
(818) 956-5466  
fax: (818) 551-4088

Econo Lodge  
1437 East Colorado Street  
Glendale, CA 91205  
(818) 246-8367

**Glendale, continued**

El Rio Motel  
1515 East Colorado Street  
Glendale, CA 91205  
(818) 243-3157

Glendale Motel  
1523 East Colorado Street  
Glendale, CA 91205  
(818) 243-7126

Manhattan Motel  
1523 East Colorado Street  
Glendale, CA 91205  
(818) 244-8195

Maryland Hotel  
202 East Wilson Avenue  
Glendale, CA 91206  
(818) 241-3121

May-Lane Motel  
2413 Foothill Boulevard,  
La Crescenta, CA 91214  
(818) 248-1294

Rodeway Inn  
200 West Colorado Street  
Glendale, CA 91204  
(818) 246-7331

Vagabond Inns  
120 West Colorado Street  
Glendale, CA 91204  
(818) 240-1700  
fax: (818) 548-8428

Note: Numbers are current as of  
May 21 1998, and were drawn from  
GTE Online Yellow Pages.

**Map & Book References:****Maps:**

The following maps were used as primary references for the maps found in the Race Book.

**Trail Map of the Angeles Front Country****Trail Map of the Angeles High Country**

Both by Tom Harrison. These maps are reused by USFS and NPS rangers. Simply the best available.  
<[www.harrisonmaps.com](http://www.harrisonmaps.com)>

**Los Angeles County Street Guide & Directory.**

Thomas Bros. Maps. The one guide you'll ever need to navigating the LA Basin.

**Other Reference Books:****Trails of the Angeles:****100 Hikes in the San Gabriels**

by John W. Robinson  
Wilderness Press, Berkeley CA

The maps are useless, but the text is colorful and informative.

**The Control of Nature**

John McPhee  
Farrar Straus Giroux, New York NY

Anthology of three brilliant essays, the final one illuminating the business of flood control, geology, and firefighting here in the San Gabriels.

**City Of Quartz**

Mike Davis

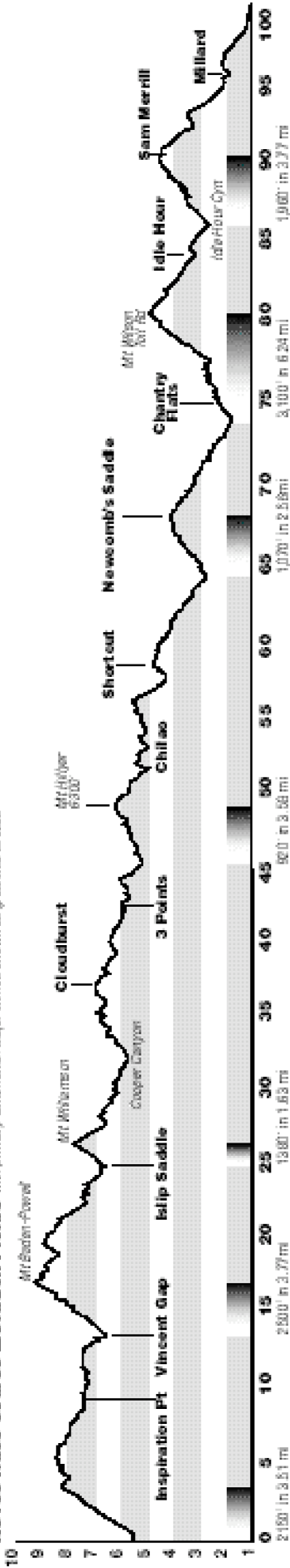
Observations about the larger modern history of Los Angeles; oil, water and people upon the land. The worthy successor to...

**Los Angeles: City of Four Ecologies**  
Rayner Banham.

The iconoclastic granddaddy of looking at Los Angeles, and liking it. As fresh as it was when first written in 1961.



AC100 Race Course Elevation Profile with primary landmarks. Major climbs shown as gradients at base.



| Checkpoint                   | DELTA | Distance | Drop Bag | Crew Access | O'Brien | Hlan    | Shufflebarger | Demorest | Willkie | Velasco | Cutoff  |
|------------------------------|-------|----------|----------|-------------|---------|---------|---------------|----------|---------|---------|---------|
| 1. Wrightwood                | 0     | 0        | NO       | YES         | 5:00AM  | 18:39   | 19:41         | 23:47    | 30:38   | 32:46   | 33:00   |
| 2. Inspiration Point         | 9.3   | 9.3      | NO       | YES         | 6:33AM  | 6:53AM  | 6:59AM        | 7:23AM   | 7:33AM  | 7:54AM  | 8:15AM  |
| 3. Vincent Gap               | 4.5   | 13.85    | YES      | YES         | 7:12AM  | 7:37AM  | 7:31AM        | 7:58AM   | 8:36AM  | 9:00AM  | 9:20AM  |
| 4. Isip Saddle (Medical)     | 12.06 | 25.91    | YES      | YES         | 9:21AM  | 9:51AM  | 9:37AM        | 11:51AM  | 10:28AM | 12:35PM | 1:05PM  |
| 5. Kratika Ridge (Hwy Cross) | 3.23  | 29.05    | NO       | YES         | -       | -       | -             | -        | -       | -       | -       |
| 6. Eagle's Roost             | 0.84  | 29.98    | NO       | YES         | 10:04M  | 10:41AM | 10:26AM       | 11:25AM  | 1:09PM  | 1:55PM  | 2:35PM  |
| 7. Cloudburst Summit         | 7.56  | 37.54    | YES      | YES         | 11:12AM | 11:52AM | 11:40AM       | 12:51PM  | 3:03PM  | 3:54PM  | 4:30PM  |
| 8. Pajarito (Hwy Cross)      | 0.83  | 38.37    | NO       | YES         | -       | -       | -             | -        | -       | -       | -       |
| 9. Glenwood (Hwy Cross)      | 2.06  | 40.4     | NO       | YES         | -       | -       | -             | -        | -       | -       | -       |
| 10. Three Points POINTS      | 2.29  | 42.72    | YES      | YES         | 11:52AM | 12:33PM | 12:23PM       | 1:44PM   | 4:18PM  | 5:17PM  | 6:00PM  |
| 11. Mt Hillyer               | 6.36  | 49.08    | YES      | NO          | 12:50PM | 1:31PM  | 1:27PM        | 3:02PM   | 5:56PM  | 7:30PM  | 8:00PM  |
| 12. Chilao (Medical)         | 3.72  | 52.8     | YES      | YES         | 1:30PM  | 2:10PM  | 2:04PM        | -        | 7:01PM  | 8:57PM  | 9:10PM  |
| 13. Shortcut Saddle          | 6.5   | 59.3     | NO       | YES         | 2:34PM  | 3:23PM  | 3:21PM        | 5:24PM   | 9:07PM  | 11:30PM | 11:40PM |
| 14. Newcomb's Saddle         | 8.65  | 67.95    | YES      | NO          | 3:52PM  | 4:49PM  | 4:54PM        | 7:28PM   | 11:40PM | 2:20AM  | 3:00AM  |
| 15. Chantry Flats (Medical)  | 6.6   | 74.55    | YES      | YES         | 4:59PM  | 6:01PM  | 6:08PM        | 9:22PM   | 11:54PM | 5:22AM  | 5:25AM  |
| 16. Idlehour Trail           | 9.2   | 83.75    | YES      | NO          | 6:59PM  | 8:05PM  | 8:28PM        | 12:17AM  | 5:20AM  | 8:50AM  | 8:45AM  |
| 17. Sam Merrill Trail        | 5.5   | 89.25    | YES      | NO          | 8:23PM  | 9:34PM  | 10:11PM       | 2:13AM   | 7:45AM  | 10:48AM | 11:20AM |
| 18. Millard Campground       | 6.58  | 95.83    | YES      | NO          | 9:32PM  | 10:54PM | 11:40PM       | 3:55AM   | 10:01AM | 12:38PM | 1:20PM  |
| 19. Johnson's Field          | 4.7   | 100.53*  | YES      | YES         | 10:35PM | 11:39PM | 12:41AM       | 4:47AM   | 11:38AM | 1:46PM  | 2:00PM  |



370 West Colorado Street, Arcadia, California 91007 • (626) 447-1574 • ken@ac100.com • www.ac100.com/



The Angeles Crest 100 is a founding member of the SoCal Ultra Series  
7453 Oakwood Ave, Los Angeles, CA 90036 • (323) 655-8177 • <www.geocities.com/Colosseum/2903/>